Relay module and optocoupler

Type

U DK □-□-□ □/□

- Input voltage
  5V, 12V, 24V、
  48V, 110V, 220V
  AC or DC
  AC/DC,eg:220Vac/dc
- No letter: triode output
  K:1 normally open
  I:1 change-over
  II:2 change-over
- O:Optocoupler
  R:Relay module
- PLC interface
- Design no.
- Electronics
- Company code

Relay module	UDK-PLC-RI 12Vdc		UDK-PLC-RI 24Vdc		UDK-PLC-RI 24Vac/dc	
Electrical schematic						
	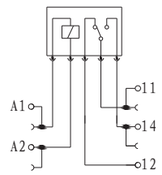		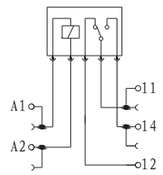		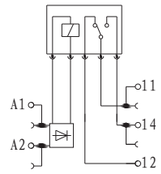	
Ordering data	Type	Order no.	Type	Order no.	Type	Order no.
	UDK-PLC-RI 12Vdc	328001	UDK-PLC-RI 24Vdc	328002	UDK-PLC-RI 24Vac/dc	328003
Technical data						
Input voltage(U_N)	12Vdc±10%		24Vdc±10%		24Vac/dc±10%	
Input current	Approx 14mA		Approx 8mA		Approx 11/8mA	
Typ. response time at U_N	8ms		8ms		8ms	
Typ. release time at U_N	4ms		4ms		4ms	
Max. switching voltage	250Vac		250Vac		250Vac	
Min. switching voltage	12Vac/dc		12Vac/dc		12Vac/dc	
Max. output current	6A		6A		6A	
Contact material	AgSnO		AgSnO		AgSnO	
Mechanical life	1×10^7		1×10^7		1×10^7	
Max. rated power, resistive load						
24Vdc	140W		140W		140W	
250Vac	1500VA		1500VA		1500VA	
General data						
Test voltage(winding/contact)	4000Vac		4000Vac		4000Vac	
Test voltage(contact/contact), normally open	1000Vac		1000Vac		1000Vac	
Pollution degree	2		2		2	
Cross section(AWG)	AWG26～14		AWG26～14		AWG26～14	
Cross section	0.14mm²～2.5mm²		0.14mm²～2.5mm²		0.14mm²～2.5mm²	
Dimension						
Thickness	6.2mm		6.2mm		6.2mm	
Width(vertically mounted on the rails)	80mm		80mm		80mm	
Height TH35×7.5 G32×15	94mm		94mm		94mm	
Accessories						
Marker strip 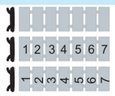	UZB6(Blank)	014002	UZB6(Blank)	014002	UZB6(Blank)	014002
	UZB6(Horizontally)	014007	UZB6(Horizontally)	014007	UZB6(Horizontally)	014007
	UZB6(vertically)	014008	UZB6(vertically)	014008	UZB6(vertically)	014008
Jumper						
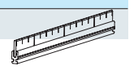	UFBST-500RD	318001	UFBST-500RD	318001	UFBST-500RD	318001
	UFBST 500BU	318002	UFBST 500BU	318002	UFBST 500BU	318002
	UFBST-500GY	318003	UFBST-500GY	318003	UFBST-500GY	318003

UDK-PLC Relay module

Relay module

	UDK-PLC-RI 48Vdc	UDK-PLC-RI 60Vdc	UDK-PLC-RI 120Vac/dc	UDK-PLC-RI 230Vac/dc
Electrical schematic				
	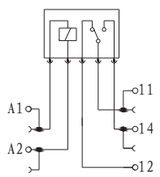	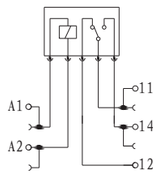	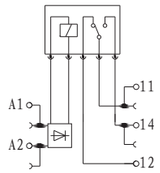	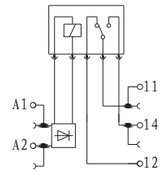
Ordering data	Type / Order no.	Type / Order no.	Type / Order no.	Type / Order no.
	UDK-PLC-RI 48Vdc 328004	UDK-PLC-RI 60Vdc 328005	UDK-PLC-RI 120Vac/dc 328007	UDK-PLC-RI 230Vac/dc 328010
Technical data				
Input voltage(U_N)	48Vdc±10%	60Vdc±10%	120Vac/120Vdc±10%	230Vac/220Vdc±10%
Input current	Approx 8.4mA	Approx 3.5mA	Approx 3.5mA/Approx 3.2mA	Approx 3.5mA/Approx 3.2mA
Typ. response time at U_N	8ms	8ms	8ms	8ms
Typ. release time at U_N	4ms	4ms	4ms	4ms
Max. switching voltage	250Vac	250Vac	250Vac	250Vac
Min. switching voltage	12Vac/dc	12Vac/dc	12Vac/dc	12Vac/dc
Max. output current	6A	6A	6A	6A
Contact material	AgSnO	AgSnO	AgSnO	AgSnO
Mechanical life	1×10^7	1×10^7	1×10^7	1×10^7
Max. rated power, resistive load				
24Vdc	140W	140W	140W	140W
250Vac	1500VA	1500VA	1500VA	1500VA
General data				
Test voltage(winding/contact)	4000Vac	4000Vac	4000Vac	4000Vac
Test voltage(contact/contact), normally open	1000Vac	1000Vac	1000Vac	1000Vac
Pollution degree	2	2	2	2
Cross section(AWG)	AWG26～14	AWG26～14	AWG26～14	AWG26～14
Cross section	0.14mm²～2.5mm²	0.14mm²～2.5mm²	0.14mm²～2.5mm²	0.14mm²～2.5mm²
Dimension				
Thickness	6.2mm	6.2mm	6.2mm	6.2mm
Width(vertically mounted on the rails)	80mm	80mm	80mm	80mm
Height TH35×7.5 G32×15	94mm	94mm	94mm	94mm
Accessories				
Marker strip 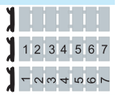	UZB6(Blank) 014002	UZB6(Blank) 014002	UZB6(Blank) 014002	UZB6(Blank) 014002
	UZB6(Horizontally) 014007	UZB6(Horizontally) 014007	UZB6(Horizontally) 014007	UZB6(Horizontally) 014007
	UZB6(vertically) 014008	UZB6(vertically) 014008	UZB6(vertically) 014008	UZB6(vertically) 014008
Jumper				
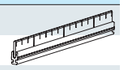	UFBST-500RD 318001	UFBST-500RD 318001	UFBST-500RD 318001	UFBST-500RD 318001
	UFBST 500BU 318002	UFBST 500BU 318002	UFBST 500BU 318002	UFBST 500BU 318002
	UFBST-500GY 318003	UFBST-500GY 318003	UFBST-500GY 318003	UFBST-500GY 318003

UDK-PLC Relay module

Relay module

	UDK-PLC-RII 12Vdc	UDK-PLC-RII 24Vdc	UDK-PLC-RII 24Vac/dc	UDK-PLC-RII 48Vdc	UDK-PLC-RII 60Vdc	UDK-PLC-RII 120Vac/dc	UDK-PLC-RII 230Vac/dc
Electrical schematic							
	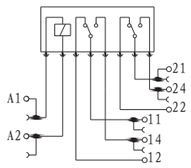	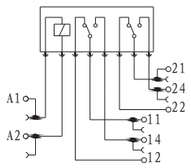	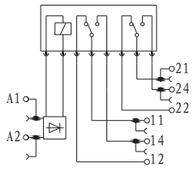	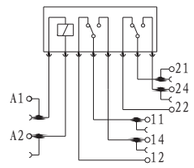	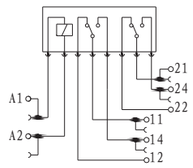	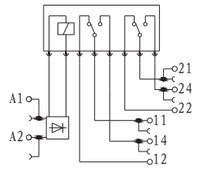	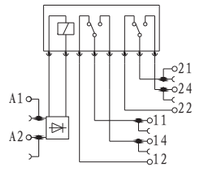
Ordering data	Type / Order no.	Type / Order no.	Type / Order no.	Type / Order no.	Type / Order no.	Type / Order no.	Type / Order no.
	UDK-PLC-RII 12Vdc 328011	UDK-PLC-RII 24Vdc 328012	UDK-PLC-RII 24Vac/dc 328013	UDK-PLC-RII 48Vdc 328014	UDK-PLC-RII 60Vdc 328015	UDK-PLC-RII 120Vac/dc 328017	UDK-PLC-RII 230Vac/dc 328019
Technical data							
Input voltage(U_N)	12Vdc±10%	24Vdc±10%	24Vac/dc±10%	48Vdc±10%	60Vdc±10%	120Vac/110Vdc±10%	230Vac/220Vdc±10%
Input current	Approx 35mA	Approx 18mA	Approx 18mA	Approx 16mA	Approx 16mA	Approx 4.5mA	Approx 4.5mA
Typ. response time at U_N	15ms	15ms	15ms	15ms	15ms	15ms	15ms
Typ. release time at U_N	8ms	8ms	8ms	8ms	8ms	8ms	8ms
Max. switching voltage	250Vac	250Vac	250Vac	250Vac	250Vac	250Vac	250Vac
Min. switching voltage	5V	5V	5V	5V	5V	5V	5V
Max. output current	6A	6A	6A	6A	6A	6A	6A
Contact material	AgCdo	AgCdo	AgCdo	AgCdo	AgCdo	AgCdo	AgCdo
Mechanical life	1×10^7	1×10^7	1×10^7	1×10^7	1×10^7	1×10^7	1×10^7
Max. rated power, resistive load							
24Vdc	140W	140W	140W	140W	140W	140W	140W
250Vac	1500VA	1500VA	1500VA	1500VA	1500VA	1500VA	1500VA
General data							
Test voltage(winding/contact)	4000Vac	4000Vac	4000Vac	4000Vac	4000Vac	4000Vac	4000Vac
Test voltage(contact/contact), normally open	1000Vac	1000Vac	1000Vac	1000Vac	1000Vac	1000Vac	1000Vac
Pollution degree	2	2	2			2	2
Cross section(AWG)	AWG26～14	AWG26～14	AWG26～14	AWG26～14	AWG26～14	AWG26～14	AWG26～14
Cross section	0.14mm²～2.5mm²	0.14mm²～2.5mm²	0.14mm²～2.5mm²	0.14mm²～2.5mm²	0.14mm²～2.5mm²	0.14mm²～2.5mm²	0.14mm²～2.5mm²
Dimension							
Thickness	14mm	14mm	14mm	14mm	14mm	14mm	14mm
Width(vertically mounted on the rails)	80mm	80mm	80mm	80mm	80mm	80mm	80mm
Height TH35×7.5 G32×15	94mm	94mm	94mm	94mm	94mm	94mm	94mm
Accessories							
Marker strip 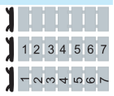	UZB10(Blank) 014001	UZB10(Blank) 014001	UZB10(Blank) 014001	UZB10(Blank) 014001	UZB10(Blank) 014001	UZB10(Blank) 014001	UZB10(Blank) 014001
	UZB10(Horizontally) 014005	UZB10(Horizontally) 014005	UZB10(Horizontally) 014005	UZB10(Horizontally) 014005	UZB10(Horizontally) 014005	UZB10(Horizontally) 014005	UZB10(Horizontally) 014005
	UZB10(vertically) 014006	UZB10(vertically) 014006	UZB10(vertically) 014006	UZB10(vertically) 014006	UZB10(vertically) 014006	UZB10(vertically) 014006	UZB10(vertically) 014006
Jumper							
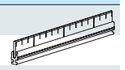	UFBST-500RD 318001	UFBST-500RD 318001	UFBST-500RD 318001	UFBST-500RD 318001	UFBST-500RD 318001	UFBST-500RD 318001	UFBST-500RD 318001
	UFBST 500BU 318002	UFBST 500BU 318002	UFBST 500BU 318002	UFBST 500BU 318002	UFBST 500BU 318002	UFBST 500BU 318002	UFBST 500BU 318002
	UFBST-500GY 318003	UFBST-500GY 318003	UFBST-500GY 318003	UFBST-500GY 318003	UFBST-500GY 318003	UFBST-500GY 318003	UFBST-500GY 318003

Relay module

	UDK-PLC-RI 12Vdc-HC	UDK-PLC-RI 24Vdc-HC	UDK-PLC-RI 24Vac/dc-HC
Electrical schematic			
	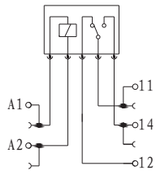	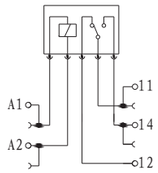	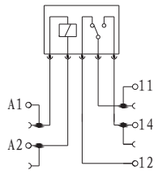
Ordering data	Type / Order no.	Type / Order no.	Type / Order no.
	UDK-PLC-RI 12Vdc-HC 328050	UDK-PLC-RI 24Vdc -HC 328051	UDK-PLC-RI 24Vac/dc-HC 328052
Technical data			
Input voltage(U_N)	12Vdc±10%	24Vdc±10%	24Vac/dc±10%
Input current	Approx 35mA	Approx 18mA	Approx 18mA
Typ. response time at U_N	15ms	15ms	15ms
Typ. release time at U_N	8ms	8ms	8ms
Max. switching voltage	250Vac	250Vac	250Vac
Min. switching voltage	5V	5V	5V
Max. output current	10A	10A	10A
Contact material	AgCdo	AgCdo	AgCdo
Mechanical life	1×10^7	1×10^7	1×10^7
Max. rated power, resistive load			
24VDC	140W	140W	140W
250VAC	1500VA	1500VA	1500VA
General data			
Test voltage(winding/contact)	4000Vac	4000Vac	4000Vac
Test voltage(contact/contact), normally open	1000Vac	1000Vac	1000Vac
Pollution degree	2	2	2
Cross section(AWG)	AWG26～14	AWG26～14	AWG26～14
Cross section	0.14mm²～2.5mm²	0.14mm²～2.5mm²	0.14mm²～2.5mm²
Dimension			
Thickness	14mm	14mm	14mm
Width(vertically mounted on the rails)	80mm	80mm	80mm
Height TH35×7.5 G32×15	94mm	94mm	94mm
Accessories			
Marker strip 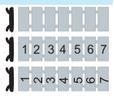	UZB10(Blank) 014001	UZB10(Blank) 014001	UZB10(Blank) 014001
	UZB10(Horizontally) 014005	UZB10(Horizontally) 014005	UZB10(Horizontally) 014005
	UZB10(vertically) 014006	UZB10(vertically) 014006	UZB10(vertically) 014006
Jumper			
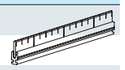	UFBST-500RD 318001	UFBST-500RD 318001	UFBST-500RD 318001
	UFBST 500BU 318002	UFBST 500BU 318002	UFBST 500BU 318002
	UFBST-500GY 318003	UFBST-500GY 318003	UFBST-500GY 318003

	UDK-PLC-RI 48Vdc-HC	UDK-PLC-RI 60Vdc-HC	UDK-PLC-RI 120Vac/dc-HC	UDK-PLC-RI 230Vac/dc-HC
Electrical schematic				
	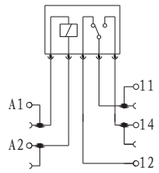	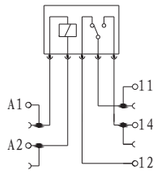	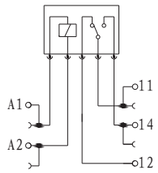	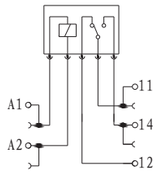
Ordering data	Type / Order no.	Type / Order no.	Type / Order no.	Type / Order no.
	UDK-PLC-RI 48Vdc-HC 328053	UDK-PLC-RI 60Vdc-HC 328054	UDK-PLC-RI 120Vac/dc-HC 328055	UDK-PLC-RI 230Vac/dc-HC 328056
Technical data				
Input voltage(U_N)	48Vdc±10%	60Vdc±10%	120Vac/110Vdc±10%	230Vac/220Vdc±10%
Input current	Approx 16mA	Appr16mA	Approx 4.5mA	Approx 4.5mA
Typ. response time at U_N	15ms	15ms	15ms	15ms
Typ. release time at U_N	8ms	8ms	8ms	8ms
Max. switching voltage	250Vac	250Vac	250Vac	250Vac
Min. switching voltage	5V	5V	5V	5V
Max. output current	10A	10A	10A	10A
Contact material	AgCdo	AgCdo	AgCdo	AgCdo
Mechanical life	1×10^7	1×10^7	1×10^7	1×10^7
Max. rated power, resistive load				
24VDC	140W	140W	140W	140W
250VAC	1500VA	1500VA	1500VA	1500VA
General data				
Test voltage(winding/contact)	4000Vac	4000Vac	4000Vac	4000Vac
Test voltage(contact/contact), normally open	1000Vac	1000Vac	1000Vac	1000Vac
Pollution degree			2	2
Cross section(AWG)	AWG26～14	AWG26～14	AWG26～14	AWG26～14
Cross section	0.14mm²～2.5mm²	0.14mm²～2.5mm²	0.14mm²～2.5mm²	0.14mm²～2.5mm²
Dimension				
Thickness	14mm	14mm	14mm	14mm
Width(vertically mounted on the rails)	80mm	80mm	80mm	80mm
Height TH35×7.5 G32×15	94mm	94mm	94mm	94mm
Accessories				
Marker strip	UZB10(Blank) 014001	UZB10(Blank) 014001	UZB10(Blank) 014001	UZB10(Blank) 014001
	UZB10(Horizontally) 014005	UZB10(Horizontally) 014005	UZB10(Horizontally) 014005	UZB10(Horizontally) 014005
	UZB10(vertically) 014006	UZB10(vertically) 014006	UZB10(vertically) 014006	UZB10(vertically) 014006
Jumper				
	UFBST-500RD 318001	UFBST-500RD 318001	UFBST-500RD 318001	UFBST-500RD 318001
	UFBST 500BU 318002	UFBST 500BU 318002	UFBST 500BU 318002	UFBST 500BU 318002
	UFBST-500GY 318003	UFBST-500GY 318003	UFBST-500GY 318003	UFBST-500GY 318003

Relay module-Base

	UDK-PLC-ZI	UDK-PLC-ZII
Electrical schematic		
	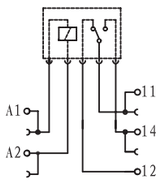	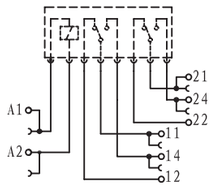

Ordering data	Type	Order no.	Type	Order no.
Z: Relay base(without relay)	UDK-PLC-ZI 12Vdc	328021	UDK-PLC-ZII 12Vdc	328028
	UDK-PLC-ZI 24Vdc	328022	UDK-PLC-ZII 24Vdc	328029
	UDK-PLC-ZI 24Vac/dc	328023	UDK-PLC-ZII 24Vac/dc	328030
	UDK-PLC-ZI 48Vdc	328024	UDK-PLC-ZII 48Vdc	328031
	UDK-PLC-ZI 60Vdc	328025	UDK-PLC-ZII 60Vdc	328032
	UDK-PLC-ZI 120Vac/dc	328026	UDK-PLC-ZII 120Vac/dc	328033
	UDK-PLC-ZI 230Vac/dc	328027	UDK-PLC-ZII 230Vac/dc	328034

Technical data		
Input voltage(U_N)	12Vdc、24Vdc、24Vac/dc、48Vdc、120Vac/dc、230Vac/dc	12Vdc、24Vdc、24Vac/dc、48Vdc 120Vac/dc、230Vac/dc
Typ. response time at U_N	8ms	8ms
Typ. release time at U_N	4ms	4ms

General data		
Test voltage(winding/contact)	4000Vac	4000Vac
Test voltage(contact/contact), normally open	1000Vac	1000Vac
Pollution degree	2	2
Cross section(AWG)	AWG26～14	AWG26～14
Cross section	0.14mm²～2.5mm²	0.14mm²～2.5mm²

Dimension		
Thickness	6.2mm	14mm
Width(vertically mounted on the rails)	80mm	80mm
Height TH35×7.5 G32×15	94mm	94mm

Accessories				
Marker strip 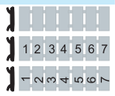	UZB6(Blank)	014002	UZB6(Blank)	014002
	UZB6(Horizontally)	014007	UZB6(Horizontally)	014007
	UZB6(vertically)	014008	UZB6(vertically)	014008

Jumper				
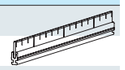	UFBST-500RD	318001	UFBST-500RD	318001
	UFBST 500BU	318002	UFBST 500BU	318002
	UFBST-500GY	318003	UFBST-500GY	318003

Economical relay module

	UDK-PLC-RI 12Vdc E
Electrical schematic	
	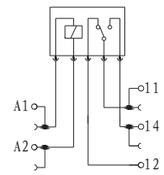

Ordering data	Type	Order no.
	UDK-PLC-RI 12Vdc E	328035

Technical data	
Input voltage(U_N)	12Vdc±10%
Input current	Approx 14mA
Typ. response time at U_N	8ms
Typ. release time at U_N	4ms
Max. switching voltage	250Vac
Min. switching voltage	12Vac/dc
Max. output current	6A
Contact material	AgSnO
Mechanical life	1×10^7
Max. rated power, resistive load	
24Vdc	140W
250Vac	1500VA

General data	
Test voltage(winding/contact)	4000Vac
Test voltage(contact/contact), normally open	1000Vac
Pollution degree	2
Cross section(AWG)	AWG26～14
Cross section	0.14mm²～2.5mm²

Dimension	
Thickness	6.2mm
Width(vertically mounted on the rails)	82mm
Height TH35×7.5 G32×15	80.2mm

Accessories		
Marker strip 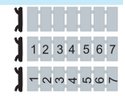	UZB 6(Blank)	014002
	UZB 6(Horizontally)	014007
	UZB 6(vertically)	014008

Jumper		
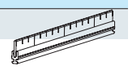	UFBST-500RD	318001
	UFBST 500BU	318002
	UFBST-500GY	318003

Economical relay module

	UDK-PLC-RI 24Vdc E	UDK-PLC-RI 24Vac/dc E	UDK-PLC-RI 48Vdc E
Electrical schematic			
	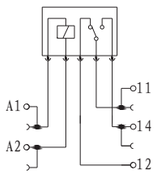	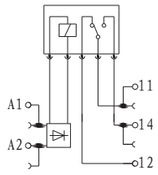	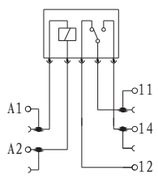
Ordering data	Type / Order no.	Type / Order no.	Type / Order no.
	UDK-PLC-RI 24Vdc E / 328036	UDK-PLC-RI 24Vac/dc E / 328037	UDK-PLC-RI 48Vdc E / 328038
Technical data			
Input voltage(U_N)	24Vdc±10%	24Vac/dc±10%	48Vdc±10%
Input current	Approx 8mA	Approx 11/Approx 8mA	Approx 8mA
Typ. response time at U_N	8ms	8ms	8ms
Typ. release time at U_N	4ms	4ms	4ms
Max. switching voltage	250Vac	250Vac	250Vac
Min. switching voltage	12Vac/dc	12Vac/dc	12Vac/dc
Max. output current	6A	6A	6A
Contact material	AgSnO	AgSnO	AgSnO
Mechanical life	1×10^7	1×10^7	1×10^7
Max. rated power, resistive load			
24Vdc	140W	140W	140W
250Vac	1500VA	1500VA	1500VA
General data			
Test voltage(winding/contact)	4000Vac	4000Vac	4000Vac
Test voltage(contact/contact), normally open	1000Vac	1000Vac	1000Vac
Pollution degree	2	2	2
Cross section(AWG)	AWG26～14	AWG26～14	AWG26～14
Cross section	0.14mm²～2.5mm²	0.14mm²～2.5mm²	0.14mm²～2.5mm²
Dimension			
Thickness	6.2mm	6.2mm	6.2mm
Width(vertically mounted on the rails)	82mm	82mm	82mm
Height TH35×7.5 G32×15	80.2mm	80.2mm	80.2mm
Accessories			
Marker strip 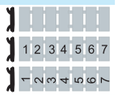	UZB 6(Blank) 014002	UZB 6(Blank) 014002	UZB 6(Blank) 014002
	UZB 6(Horizontally) 014007	UZB 6(Horizontally) 014007	UZB 6(Horizontally) 014007
	UZB 6(vertically) 014008	UZB 6(vertically) 014008	UZB 6(vertically) 014008
Jumper			
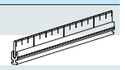	UFBST-500RD 318001	UFBST-500RD 318001	UFBST-500RD 318001
	UFBST 500BU 318002	UFBST 500BU 318002	UFBST 500BU 318002
	UFBST-500GY 318003	UFBST-500GY 318003	UFBST-500GY 318003

	UDK-PLC-RI 60Vdc E	UDK-PLC-RI 120Vac/dc E	UDK-PLC-RI 230Vac/dc E
Electrical schematic			
	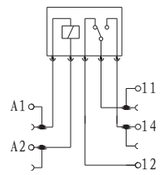	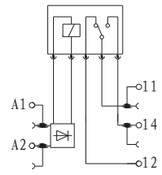	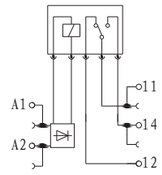
Ordering data	Type / Order no.	Type / Order no.	Type / Order no.
	UDK-PLC-RI 60Vdc E / 328039	UDK-PLC-RI 120Vac/dc E / 328040	UDK-PLC-RI 230Vac/dc E / 328041
Technical data			
Input voltage(U_N)	60Vdc±10%	120Vac/120Vdc±10%	230Vac/220Vdc±10%
Input current	Approx 4.5mA	Approx 3.5mA/Approx 3.2mA	Approx 3.5mA/Approx 3.2mA
Typ. response time at U_N	8ms	8ms	8ms
Typ. release time at U_N	4ms	4ms	4ms
Max. switching voltage	250Vac	250Vac	250Vac
Min. switching voltage	12Vac/dc	12Vac/dc	12Vac/dc
Max. output current	6A	6A	6A
Contact material	AgSnO	AgSnO	AgSnO
Mechanical life	1×10^7	1×10^7	1×10^7
Max. rated power, resistive load			
24Vdc	140W	140W	140W
250Vac	1500VA	1500VA	1500VA
General data			
Test voltage(winding/contact)	4000Vac	4000Vac	4000Vac
Test voltage(contact/contact), normally open	1000Vac	1000Vac	1000Vac
Pollution degree	2	2	2
Cross section(AWG)	AWG26～14	AWG26～14	AWG26～14
Cross section	0.14mm²～2.5mm²	0.14mm²～2.5mm²	0.14mm²～2.5mm²
Dimension			
Thickness	6.2mm	6.2mm	6.2mm
Width(vertically mounted on the rails)	82mm	82mm	82mm
Height TH35×7.5 G32×15	80.2mm	80.2mm	80.2mm
Accessories			
Marker strip	UZB 6(Blank) 014002	UZB 6(Blank) 014002	UZB 6(Blank) 014002
	UZB 6(Horizontally) 014007	UZB 6(Horizontally) 014007	UZB 6(Horizontally) 014007
	UZB 6(vertically) 014008	UZB 6(vertically) 014008	UZB 6(vertically) 014008
Jumper			
	UFBST-500RD 318001	UFBST-500RD 318001	UFBST-500RD 318001
	UFBST 500BU 318002	UFBST 500BU 318002	UFBST 500BU 318002
	UFBST-500GY 318003	UFBST-500GY 318003	UFBST-500GY 318003

Economical relay module

	UDK-PLC-RJI 12Vdc E	UDK-PLC-RJI 24Vdc E	UDK-PLC-RJI 24Vac/dc E
Electrical schematic			
	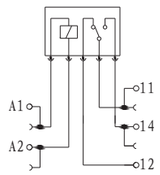	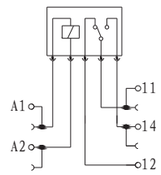	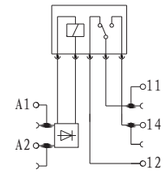
Ordering data	Type / Order no.	Type / Order no.	Type / Order no.
	UDK-PLC-RJI 12Vdc E 328042	UDK-PLC-RJI 24Vdc E 328043	UDK-PLC-RJI 24Vac/dc E 328044
Technical data			
Input voltage(U_N)	12Vdc±10%	24Vdc±10%	24Vac/dc±10%
Input current	Approx 14mA	Approx 8mA	Approx 11/Approx 8mA
Typ. response time at U_N	8ms	8ms	8ms
Typ. release time at U_N	4ms	4ms	4ms
Max. switching voltage	250Vac	250Vac	250Vac
Min. switching voltage	12Vac/dc	12Vac/dc	12Vac/dc
Max. output current	6A	6A	6A
Contact material	AgSnO	AgSnO	AgSnO
Mechanical life	1×10^7	1×10^7	1×10^7
Max. rated power, resistive load			
24Vdc	140W	140W	140W
250Vac	1500VA	1500VA	1500VA
General data			
Test voltage(winding/contact)	4000Vac	4000Vac	4000Vac
Test voltage(contact/contact), normally open	1000Vac	1000Vac	1000Vac
Pollution degree	2	2	2
Cross section(AWG)	AWG26～14	AWG26～14	AWG26～14
Cross section	0.14mm²～2.5mm²	0.14mm²～2.5mm²	0.14mm²～2.5mm²
Dimension			
Thickness	6.2mm	6.2mm	6.2mm
Width(vertically mounted on the rails)	93mm	93mm	93mm
Height TH35×7.5 G32×15	80mm	80mm	80mm
Accessories			
Marker strip 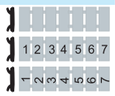	UZB 6(Blank) 014002	UZB 6(Blank) 014002	UZB 6(Blank) 014002
	UZB 6(Horizontally) 014007	UZB 6(Horizontally) 014007	UZB 6(Horizontally) 014007
	UZB 6(vertically) 014008	UZB 6(vertically) 014008	UZB 6(vertically) 014008
Jumper			
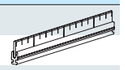	UFBST-500RD 318001	UFBST-500RD 318001	UFBST-500RD 318001
	UFBST 500BU 318002	UFBST 500BU 318002	UFBST 500BU 318002
	UFBST-500GY 318003	UFBST-500GY 318003	UFBST-500GY 318003

	UDK-PLC-RJI 48Vdc E	UDK-PLC-RJI 60Vdc E	UDK-PLC-RJI 120Vac/dc E	UDK-PLC-RJI 230Vac/dc E
	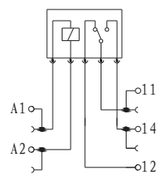	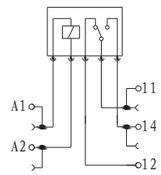	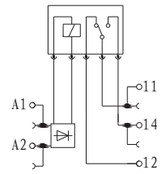	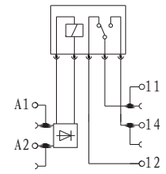
Type / Order no.	Type / Order no.	Type / Order no.	Type / Order no.
UDK-PLC-RJI 48Vdc E 328045	UDK-PLC-RJI 60Vdc E 328046	UDK-PLC-RJI 120Vac/dc E 328047	UDK-PLC-RJI 230Vac/dc E 328048
48Vdc±10%	60Vdc±10%	120Vac/120Vdc±10%	230Vac/220Vdc±10%
Approx 8mA	Approx 4.5mA	Approx 3.5mA/Approx 3.2mA	Approx 3.5mA/Approx 3.2mA
8ms	8ms	8ms	8ms
4ms	4ms	4ms	4ms
250Vac	250Vac	250Vac	250Vac
12Vac/dc	12Vac/dc	12Vac/dc	12Vac/dc
6A	6A	6A	6A
AgSnO	AgSnO	AgSnO	AgSnO
1×10^7	1×10^7	1×10^7	1×10^7
140W	140W	140W	140W
1500VA	1500VA	1500VA	1500VA
4000Vac	4000Vac	4000Vac	4000Vac
1000Vac	1000Vac	1000Vac	1000Vac
2	2	2	2
AWG26～14	AWG26～14	AWG26～14	AWG26～14
0.14mm²～2.5mm²	0.14mm²～2.5mm²	0.14mm²～2.5mm²	0.14mm²～2.5mm²
6.2mm	6.2mm	6.2mm	6.2mm
93mm	93mm	93mm	93mm
80mm	80mm	80mm	80mm
UZB 6(Blank) 014002	UZB 6(Blank) 014002	UZB 6(Blank) 014002	UZB 6(Blank) 014002
UZB 6(Horizontally) 014007	UZB 6(Horizontally) 014007	UZB 6(Horizontally) 014007	UZB 6(Horizontally) 014007
UZB 6(vertically) 014008	UZB 6(vertically) 014008	UZB 6(vertically) 014008	UZB 6(vertically) 014008
UFBST-500RD 318001	UFBST-500RD 318001	UFBST-500RD 318001	UFBST-500RD 318001
UFBST 500BU 318002	UFBST 500BU 318002	UFBST 500BU 318002	UFBST 500BU 318002
UFBST-500GY 318003	UFBST-500GY 318003	UFBST-500GY 318003	UFBST-500GY 318003

Optocoupler

	UDK-PLC-O 12Vdc	UDK-PLC-O 24Vdc	UDK-PLC-O 24Vac/dc
Electrical schematic			
	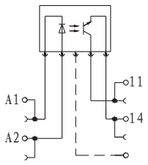	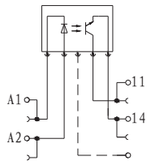	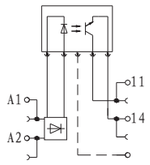
Ordering data	Type / Order no.	Type / Order no.	Type / Order no.
	UDK-PLC-O 12Vdc 317002	UDK-PLC-O 24Vdc 317003	UDK-PLC-O 24Vac/dc 317004
Technical data			
Input voltage	12Vdc±10%	24Vdc±10%	24Vac/dc±10%
Input current	⩽10mA	⩽9mA	⩽10mA
Output voltage	5～48Vdc	5～48Vdc	5～48Vdc
Output current	100mA	100mA	100mA
Min. output current	50uA	50uA	50uA
Max. switching frequency	100Hz	100Hz	dc:20Hz ac:5Hz
Turn-on time	⩽100us	⩽100us	⩽20ms
Turn-off time	⩽100us	⩽100us	⩽20ms
Voltage drop at max. load	⩽1V	⩽1V	⩽1V
General data			
Rated breakdown voltage	4KV	4KV	4KV
Surge voltage category		V1	V1
Clearance and creepage distance	⩾3mm	⩾3mm	⩾3mm
Working temperature	-25˚C～+40˚C	-25˚C～+40˚C	-25˚C～+40˚C
Pollution degree		2	2
Cross section(AWG)	AWG26～14	AWG26～14	AWG26～14
Cross section	0.14mm²～2.5mm²	0.14mm²～2.5mm²	0.14mm²～2.5mm²
Dimension			
Thickness	6.2mm	6.2mm	6.2mm
Width(vertically mounted on the rails)	80mm	80mm	80mm
Height TH35×7.5 G32×15	94mm	94mm	94mm
Accessories			
Marker strip	UZB 6(Blank) 014002	UZB 6(Blank) 014002	UZB 6(Blank) 014002
	UZB 6(Horizontally) 014007	UZB 6(Horizontally) 014007	UZB 6(Horizontally) 014007
	UZB 6(vertically) 014008	UZB 6(vertically) 014008	UZB 6(vertically) 014008
Jumper			
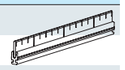	UFBST-500RD 318001	UFBST-500RD 318001	UFBST-500RD 318001
	UFBST-500BU 318002	UFBST-500BU 318002	UFBST-500BU 318002
	UFBST-500GY 318003	UFBST-500GY 318003	UFBST-500GY 318003

	UDK-PLC-O 48Vdc	UDK-PLC-O 60Vdc	UDK-PLC-O 120Vac/dc	UDK-PLC-O 230Vac/dc
	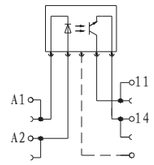	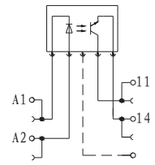	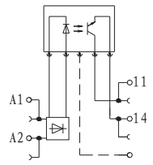	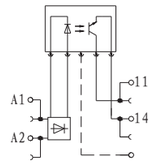
Ordering data	Type / Order no.	Type / Order no.	Type / Order no.	Type / Order no.
	UDK-PLC-O 48Vdc 317005	UDK-PLC-O 60Vdc 317006	UDK-PLC-O 120Vac/dc 317007	UDK-PLC-O 230Vac/dc 317009
Technical data				
Input voltage	48Vdc±10%	60Vdc±10%	120Vac/dc±10%	230Vac/dc±10%
Input current	⩽9mA	⩽4mA	⩽4mA	⩽4mA
Output voltage	5～48Vdc	5～48Vdc	5～48Vdc	5～48Vdc
Output current	100mA	100mA	100mA	100mA
Min. output current	50uA	50uA	50uA	50uA
Max. switching frequency	100Hz	50Hz	10Hz	10Hz
Turn-on time	⩽100us	⩽100us	⩽100us	⩽100us
Turn-off time	⩽100us	⩽100us	⩽100us	⩽100us
Voltage drop at max. load	⩽1V	⩽1V	⩽1V	⩽1V
General data				
Rated breakdown voltage	4KV	4KV	4KV	4KV
Surge voltage category	V1	V1	V1	V1
Clearance and creepage distance	⩾3mm	⩾3mm	⩾3mm	⩾3mm
Working temperature	-25˚C～+40˚C	-25˚C～+40˚C	-25˚C～+40˚C	-25˚C～+40˚C
Pollution degree	2	2	2	2
Cross section(AWG)	AWG26～14	AWG26～14	AWG26～14	AWG26～14
Cross section	0.14mm²～2.5mm²	0.14mm²～2.5mm²	0.14mm²～2.5mm²	0.14mm²～2.5mm²
Dimension				
Thickness	6.2mm	6.2mm	6.2mm	6.2mm
Width(vertically mounted on the rails)	80mm	80mm	80mm	80mm
Height TH35×7.5 G32×15	94mm	94mm	94mm	94mm
Accessories				
Marker strip	UZB 6(Blank) 014002	UZB 6(Blank) 014002	UZB 6(Blank) 014002	UZB 6(Blank) 014002
	UZB 6(Horizontally) 014007	UZB 6(Horizontally) 014007	UZB 6(Horizontally) 014007	UZB 6(Horizontally) 014007
	UZB 6(vertically) 014008	UZB 6(vertically) 014008	UZB 6(vertically) 014008	UZB 6(vertically) 014008
Jumper				
	UFBST-500RD 318001	UFBST-500RD 318001	UFBST-500RD 318001	UFBST-500RD 318001
	UFBST-500BU 318002	UFBST-500BU 318002	UFBST-500BU 318002	UFBST-500BU 318002
	UFBST-500GY 318003	UFBST-500GY 318003	UFBST-500GY 318003	UFBST-500GY 318003

Optocoupler





Type

U DK □-□-□ □/□

C:New-type reverse connection
D:New-type high current

Input voltage
5V, 12V, 24V、
48V, 110V, 220V
AC or DC
AC/DC,eg:220Vac/dc

Output
No letter: Transistor
F:Field-effect transistor
S:Thyristor
T:Power transistor
O:Optocoupler

Design no.

Electronics

Company code

UDK-O Optocoupler

Dimension

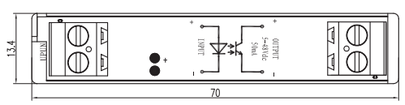

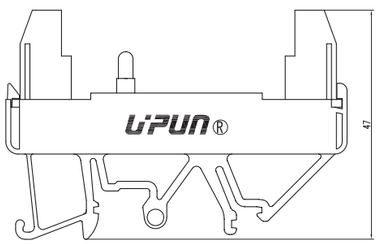

Optocoupler	UDK2-0 5Vdc	UDK2-0 12Vdc	UDK2-0 24Vdc	UDK2-0 24Vac/dc	UDK2-0 48Vdc
					
Electrical schematic					
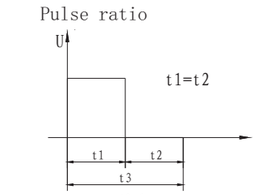	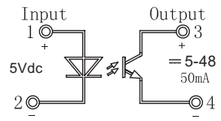	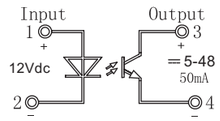	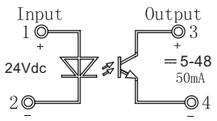	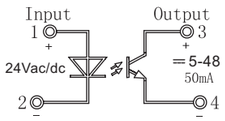	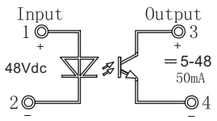

Ordering data	Type	Order no.	Type	Order no.	Type	Order no.	Type	Order no.
	UDK2-0 5Vdc	314001	UDK2-O 12Vdc	314006	UDK2-O 24Vdc	314010	UDK2-O 24Vac/dc	314003	UDK2-O 48Vdc	314002
Technical data								
Input voltage	5Vdc+10% ~ -20%		12Vdc+10% ~ -20%		24Vdc+10% ~ -20%		24Vac/dc+10% ~ -20%		48Vdc+10% ~ -20%	
Input current	≤10mA		≤10mA		≤6mA		≤7.5mA/8mA		≤4mA	
Output switching voltage	5 ~ 48Vdc		5 ~ 48Vdc		5 ~ 48Vdc		5 ~ 48Vdc		5 ~ 48Vdc	
Output switching current	50mA		50mA		50mA		50mA		50mA	
Min. output switching current	50uA		50uA		50uA		50uA		50uA	
Max. switching frequency	100Hz		100Hz		100Hz		DC:20Hz AC:5Hz		100Hz	
Switch-on delay	12us		80us		30us		5ms		80us	
Switch-off delay	15us		180us		60us		20ms		180us	
Voltage drop at max. load	≤1V		≤1V		≤1V		≤1V		≤1V	
General data								
Rated breakdown voltage	4KV		4KV		4KV		4KV		4KV	
Surge voltage category	V1		V1		V1		V1		V1	
Pollution degree	2		2		2		2		2	
Clearance and creepage distance	≥3mm		≥3mm		≥3mm		≥3mm		≥3mm	
Working temperature	-25˚C ~ +40˚C		-25˚C ~ +40˚C		-25˚C ~ +40˚C		-25˚C ~ +40˚C		-25˚C ~ +40˚C	
Cross section(AWG)	AWG20 ~ 13		AWG20 ~ 13		AWG20 ~ 13		AWG20 ~ 13		AWG20 ~ 13	
Cross section	0.5mm² ~ 2.5mm²		0.5mm² ~ 2.5mm²		0.5mm² ~ 2.5mm²		0.5mm² ~ 2.5mm²		0.5mm² ~ 2.5mm²	
Dimension(see left-hand drawing)								
Thickness	13.4mm		13.4mm		13.4mm		13.4mm		13.4mm	
Width(vertically mounted on the rails)	70mm		70mm		70mm		70mm		70mm	
Height TH35×7.5 G32×15	48mm/52mm		48mm/52mm		48mm/52mm		48mm/52mm		48mm/52mm	

Optocoupler

	UDK2-0 110Vdc	UDK2-0 220Vac/dc	UDK2-0 220Vdc
			
Electrical schematic			
	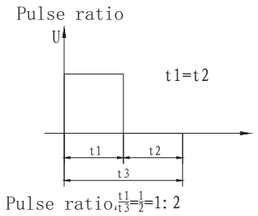	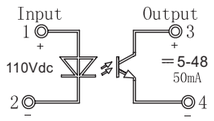	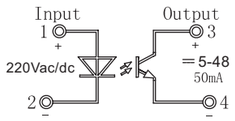	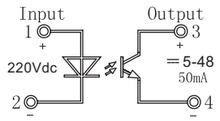
Ordering data	Type / Order no.	Type / Order no.	Type / Order no.
	UDK2-O 110Vdc 314007	UDK2-O 220Vac/dc 314012	UDK2-O 220Vdc 314011
Technical data			
Input voltage	110Vdc+10%～-20%	220Vac/dc+10%～-20%	220Vdc+10%～-20%
Input current	⩽3mA	⩽1.8mA	⩽2mA
Output switching voltage	5～48Vdc	5～48Vdc	5～48Vdc
Output switching current	50mA	50mA	50mA
Min. output switching current	50uA	50uA	50uA
Max. switching frequency	100Hz	DC:20Hz AC:5Hz	100Hz
Switch-on delay	80us	15ms	80us
Switch-off delay	180us	20ms	180us
Voltage drop at max. load	⩽1V	⩽1.5V	⩽1V
General data			
Rated breakdown voltage	4KV	4KV	4KV
Surge voltage category	V1	V1	V1
Pollution degree	2	2	2
Clearance and creepage distance	⩾3mm	⩾3mm	⩾3mm
Working temperature	-25˚C～+40˚C	-25˚C～+40˚C	-25˚C～+40˚C
Cross section(AWG)	AWG20～13	AWG20～13	AWG20～13
Cross section	0.5mm²～2.5mm²	0.5mm²～2.5mm²	0.5mm²～2.5mm²
Dimension			
Thickness	13.4mm	13.4mm	13.4mm
Width(vertically mounted on the rails)	70mm	70mm	70mm
Height TH35×7.5 G32×15	48mm/52mm	48mm/52mm	48mm/52mm

	UDK2-0 24Vdc/D	UDK2-0 220Vdc/D
		
Electrical schematic		
	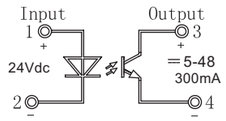	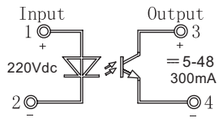
Ordering data	Type / Order no.	Type / Order no.
	UDK2-O 24Vdc/D 314014	UDK2-O 220Vdc/D 314015
Technical data		
Input voltage	24Vdc+10%～-20%	220Vdc+10%～-20%
Input current	⩽2mA	⩽2mA
Output switching voltage	5～48Vdc	5～48Vdc
Output switching current	300mA	300mA
Min. output switching current	50uA	50uA
Max. switching frequency	100Hz	100Hz
Switch-on delay	30us	80us
Switch-off delay	60us	180us
Voltage drop at max. load	⩽1V	⩽1V
General data		
Rated breakdown voltage	4KV	4KV
Surge voltage category	V1	V1
Pollution degree	2	2
Clearance and creepage distance	⩾3mm	⩾3mm
Working temperature	-25˚C～+40˚C	-25˚C～+40˚C
Cross section(AWG)	AWG20～13	AWG20～13
Cross section	0.5mm²～2.5mm²	0.5mm²～2.5mm²
Dimension		
Thickness	13.4mm	13.4mm
Width(vertically mounted on the rails)	70mm	70mm
Height TH35×7.5 G32×15	48mm/52mm	48mm/52mm

UDK-O Optocoupler

Dimension

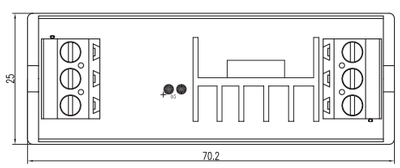

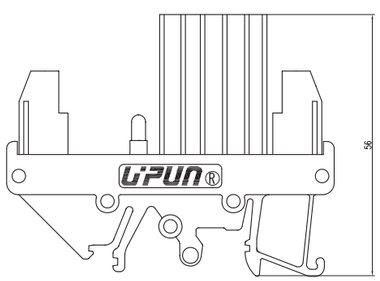

UDK2-0F 24Vdc



Electrical schematic

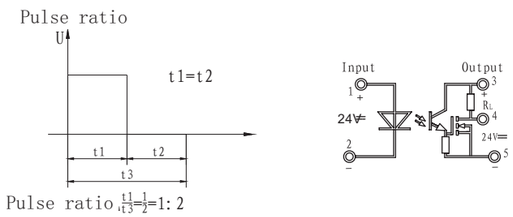

Ordering data	Type	Order no.
	UDK2-OF 24Vdc	314004

Technical data	
Input voltage	24Vdc+10% ~ -20%
Input current	≤10mA
Output switching voltage	24Vdc
Output switching current	3A
Min. output switching current	50uA
Max. switching frequency	100Hz
Switch-on delay	30us
Switch-off delay	80us
Voltage drop at max. load	≤1.5V

General data	
Rated breakdown voltage	4KV
Surge voltage category	V1
Pollution degree	2
Clearance and creepage distance	≥3mm
Working temperature	-25˚C ~ +40˚C
Cross section(AWG)	AWG20 ~ 13
Cross section	0.5mm² ~ 2.5mm²

Dimension(see left-hand drawing)	
Thickness	25mm
Width(vertically mounted on the rails)	70mm
Height TH35×7.5 G32×15	57mm/61mm

UDK2-0T 24Vdc



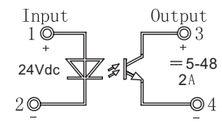

Type	Order no.
UDK2-OT 24Vdc	314009

24Vdc+10% ~ -20%	
≤8mA	
24Vdc	
2A	
50uA	
100Hz	
80us	
180us	
≤1.5V	

4KV	
V1	
2	
≥3mm	
-25˚C ~ +40˚C	
AWG20 ~ 13	
0.5mm² ~ 2.5mm²	

25mm	
70mm	
57mm/61mm	

UDK2-0S 24Vdc



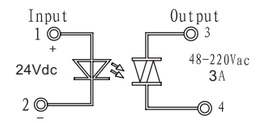

Type	Order no.
UDK2-OS 24Vdc	314013

24Vdc+10% ~ -20%	
≤5mA	
48 ~ 250Vac	
2A	
50uA	
≤1V	

4KV	
V1	
2	
≥3mm	
-25˚C ~ +40˚C	
AWG20 ~ 13	
0.5mm² ~ 2.5mm²	

25mm	
70mm	
57mm/61mm	

UDK2-0S 220Vdc



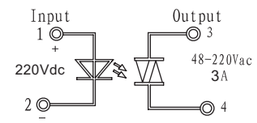

Type	Order no.
UDK2-OS 220Vdc	314005

220Vdc+10% ~ -20%	
≤5mA	
48 ~ 250Vac	
3A	
50uA	
≤1V	

4KV	
V1	
2	
≥3mm	
-25˚C ~ +40˚C	
AWG20 ~ 13	
0.5mm² ~ 2.5mm²	

25mm	
70mm	
57mm/61mm	

UDK2-04M □

Electrical schematic

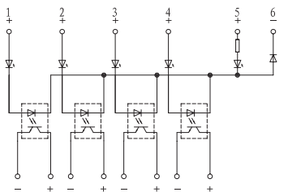

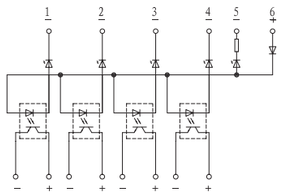

Dimension

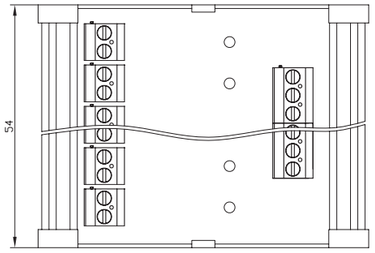

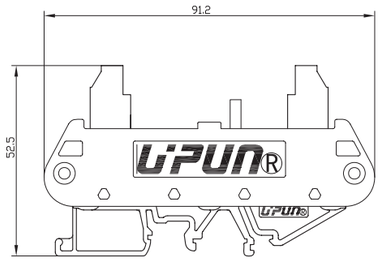

Ordering data		Type	Order no.
4-channel module	5Vdc	UDK2-04M5Vdc	315001
	24Vdc	UDK2-04M24Vdc	315004
	220Vdc	UDK2-04M220Vdc	315008
4-channel module	5Vdc	UDK2-04M5Vdc/GZ	315010
	24Vdc	UDK2-04M24Vdc/GZ	315005
	220Vdc	UDK2-04M220Vdc/GZ	315015

Technical data			
Type		UDK2-...5Vdc	UDK2-...24Vdc	UDK2-...220Vdc
Input voltage		5Vdc±20%	24Vdc±20%	220Vdc±20%
Input current		≤4mA	≤2mA	≤2mA
Output switching voltage		5 ~ 48Vdc	5 ~ 48Vdc	5 ~ 48Vdc
Output switching current		50mA	50mA	50mA
Min. output switching current		50uA	50uA	50uA
Max. switching frequency	Pulse ratio 1:2	100Hz	100Hz	100Hz
Switch-on delay		12us	12us	12us
Switch-off delay		15us	15us	15us
Voltage drop at max. load		≤1V	≤1V	≤1V

General data	
Rated breakdown voltage	4KV
Surge voltage category	V1
Pollution degree	2
Clearance and creepage distance	≥3mm
Working temperature	-25˚C ~ +40˚C
Cross section(AWG)	AWG20 ~ 13
Cross section	0.5mm² ~ 2.5mm²

Dimension(see left-hand drawing)	
Thickness	
Width	
Height	

UDK2-08M □

Electrical schematic

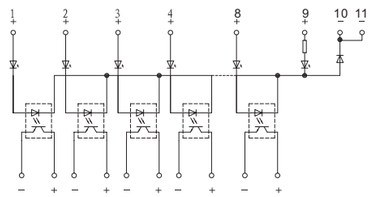

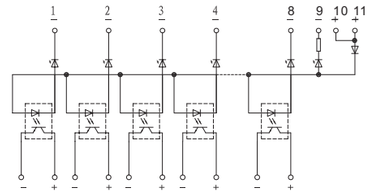

Dimension

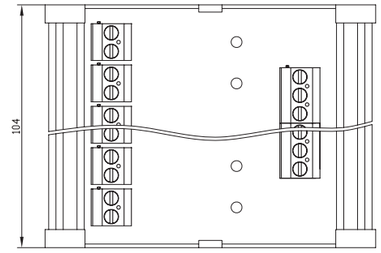

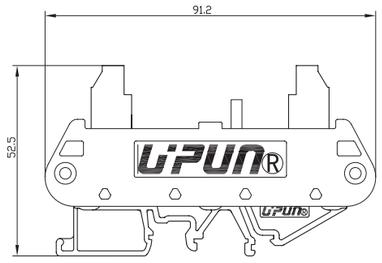

Ordering data		Type	Order no.
8-channel module	5Vdc	UDK2-08M5Vdc	315002
	24Vdc	UDK2-08M24Vdc	315006
	220Vdc	UDK2-08M220Vdc	315009
8-channel module	5Vdc	UDK2-08M5Vdc/GZ	315011
	24Vdc	UDK2-08M24Vdc/GZ	315013
	220Vdc	UDK2-08M220Vdc/GZ	315016

Technical data			
Type		UDK2-...5Vdc	UDK2-...24Vdc	UDK2-...220Vdc
Input voltage		5Vdc±20%	24Vdc±20%	220Vdc±20%
Input current		≤4mA	≤2mA	≤2mA
Output switching voltage		5 ~ 48Vdc	5 ~ 48Vdc	5 ~ 48Vdc
Output switching current		50mA	50mA	50mA
Min. output switching current		50uA	50uA	50uA
Max. switching frequency	Pulse ratio 1:2	100Hz	100Hz	100Hz
Switch-on delay		12us	12us	12us
Switch-off delay		15us	15us	15us
Voltage drop at max. load		≤1V	≤1V	≤1V

General data	
Rated breakdown voltage	4KV
Surge voltage category	V1
Pollution degree	2
Clearance and creepage distance	≥3mm
Working temperature	-25˚C ~ +40˚C
Cross section(AWG)	AWG20 ~ 13
Cross section	0.5mm² ~ 2.5mm²

Dimension(see left-hand drawing)	
Thickness	
Width	
Height	

UDK2-016M □



Electrical schematic

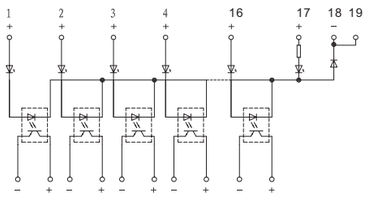

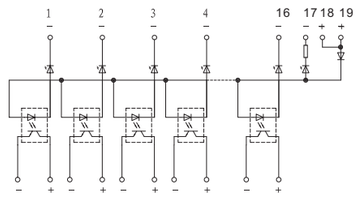

Dimension

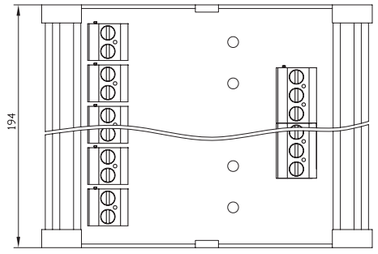

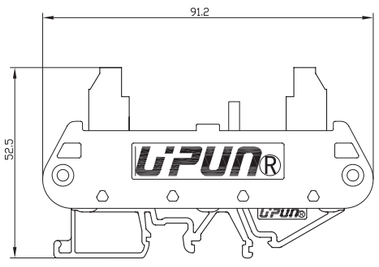

Ordering data		Type	Order no.
16-channel module	5Vdc	UDK2-016M5Vdc	315003
	24Vdc	UDK2-016M24Vdc	315007
	220Vdc	UDK2-016M220Vdc	315018
16-channel module	5Vdc	UDK2-016M5Vdc/GZ	315012
	24Vdc	UDK2-016M24Vdc/GZ	315014
	220Vdc	UDK2-016M220Vdc/GZ	315017

Technical data				
Type		UDK2-...5Vdc	UDK2-...24Vdc	UDK2-...220Vdc
Input voltage		5Vdc±20%	24Vdc±20%	220Vdc±20%
Input current		≤4mA	≤2mA	≤2mA
Output switching voltage		5 ~ 48Vdc	5 ~ 48Vdc	5 ~ 48Vdc
Output switching current		50mA	50mA	50mA
Min. output switching current		50uA	50uA	50uA
Max. switching frequency	Pulse ratio 1:2	100Hz	100Hz	100Hz
Switch-on delay		12us	12us	12us
Switch-off delay		15us	15us	15us
Voltage drop at max. load		≤1V	≤1V	≤1V

General data	
Rated breakdown voltage	4KV
Surge voltage category	V1
Pollution degree	2
Clearance and creepage distance	≥3mm
Working temperature	-25˚C ~ +40˚C
Cross section(AWG)	AWG20 ~ 13
Cross section	0.5mm² ~ 2.5mm²

Dimension(see left-hand drawing)	
Thickness	
Width	
Height	

UDK-O Optocoupler

UDK2-04M...GC10 □

Electrical schematic

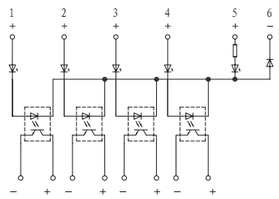

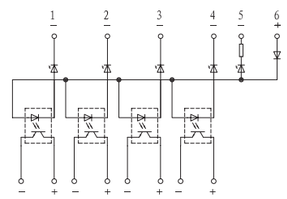

Dimension

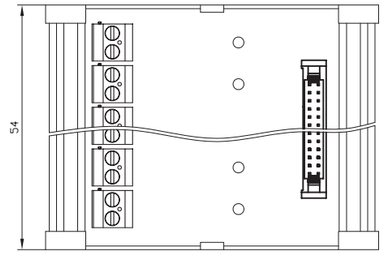

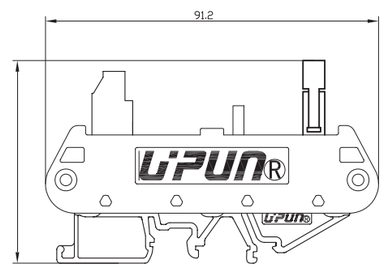

Ordering data		Type	Order no.
4-channel module	5Vdc	UDK2-04M5Vdc-GC10	315019
	24Vdc	UDK2-04M24Vdc-GC10	315020
4-channel module	5Vdc	UDK2-04M5Vdc/GZ-GC10	315021
	24Vdc	UDK2-04M24Vdc/GZ-GC10	315022

Technical data			
Type		UDK2-...5Vdc	UDK2-...24Vdc
Input voltage		5Vdc±20%	24Vdc±20%
Input current		≤4mA	≤2mA
Output switching voltage		5 ~ 48Vdc	5 ~ 48Vdc
Output switching current		50mA	50mA
Min. output switching current		50uA	50uA
Max. switching frequency	Pulse ratio 1:2	100Hz	100Hz
Switch-on delay		12us	12us
Switch-off delay		15us	15us
Voltage drop at max. load		≤1V	≤1V

General data	
Rated breakdown voltage	4KV
Surge voltage category	V1
Pollution degree	2
Clearance and creepage distance	≥3mm
Working temperature	-25˚C ~ +40˚C
Cross section(AWG)	AWG20 ~ 13
Cross section	0.5mm² ~ 2.5mm²

Dimension(see left-hand drawing)	
Thickness	
Width	
Height	

UDK2-08M...GC20 □

Electrical schematic

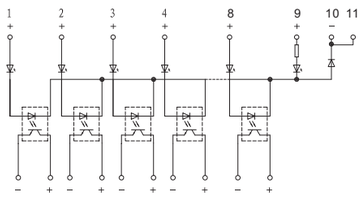

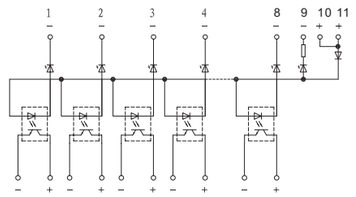

Dimension

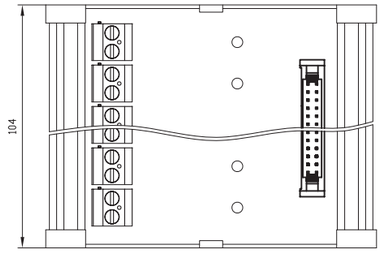

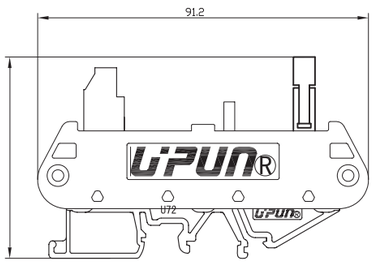

Ordering data		Type	Order no.
8-channel module	5Vdc	UDK2-08M5Vdc-GC20	315023
	24Vdc	UDK2-08M24Vdc-GC20	315024
8-channel module	5Vdc	UDK2-08M5Vdc/GZ-GC20	315025
	24Vdc	UDK2-08M24Vdc/GZ-GC20	315026

Technical data			
Type		UDK2-...5Vdc	UDK2-...24Vdc
Input voltage		5Vdc±20%	24Vdc±20%
Input current		≤4mA	≤2mA
Output switching voltage		5 ~ 48Vdc	5 ~ 48Vdc
Output switching current		50mA	50mA
Min. output switching current		50uA	50uA
Max. switching frequency	Pulse ratio 1:2	100Hz	100Hz
Switch-on delay		12us	12us
Switch-off delay		15us	15us
Voltage drop at max. load		≤1V	≤1V

General data	
Rated breakdown voltage	4KV
Surge voltage category	V1
Pollution degree	2
Clearance and creepage distance	≥3mm
Working temperature	-25˚C ~ +40˚C
Cross section(AWG)	AWG20 ~ 13
Cross section	0.5mm² ~ 2.5mm²

Dimension(see left-hand drawing)	
Thickness	
Width	
Height	

UDK-O Optocoupler

UDK2-016M...GC20 □

Electrical schematic

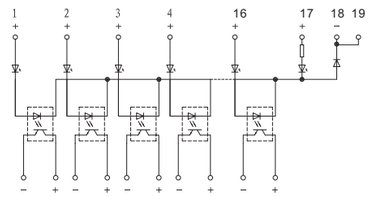

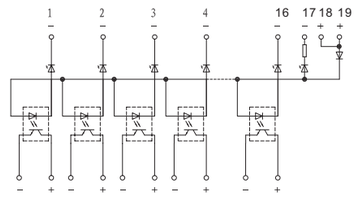

Dimension

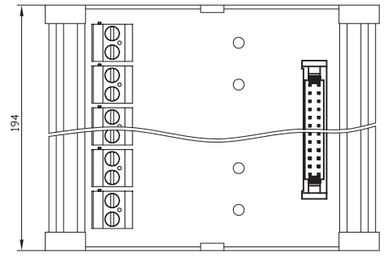

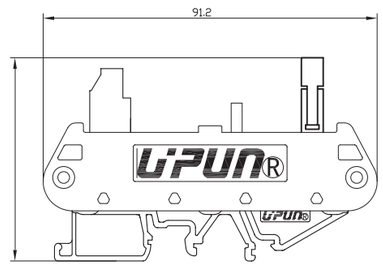

Ordering data		Type	Order no.
16-channel module	5Vdc	UDK2-016M5Vdc-GC20	315027
	24Vdc	UDK2-016M24Vdc-GC20	315028
16-channel module	5Vdc	UDK2-016M5Vdc/GZ-GC20	315029
	24Vdc	UDK2-016M24Vdc/GZ-GC20	315030

Technical data			
Type		UDK2-...5Vdc	UDK2-...24Vdc
Input voltage		5Vdc±20%	24Vdc±20%
Input current		≤4mA	≤2mA
Output switching voltage		5 ~ 48Vdc	5 ~ 48Vdc
Output switching current		50mA	50mA
Min. output switching current		50uA	50uA
Max. switching frequency	Pulse ratio 1:2	100Hz	100Hz
Switch-on delay		12us	12us
Switch-off delay		15us	15us
Voltage drop at max. load		≤1V	≤1V

General data	
Rated breakdown voltage	4KV
Surge voltage category	V1
Pollution degree	2
Clearance and creepage distance	≥3mm
Working temperature	-25˚C ~ +40˚C
Cross section(AWG)	AWG20 ~ 13
Cross section	0.5mm² ~ 2.5mm²

Dimension(see left-hand drawing)	
Thickness	
Width	
Height	

UDK2-04M...DB9 □

Electrical schematic

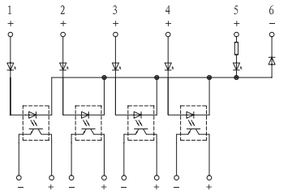

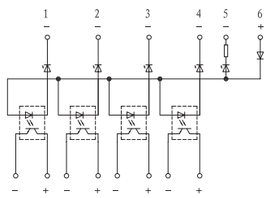

Dimension

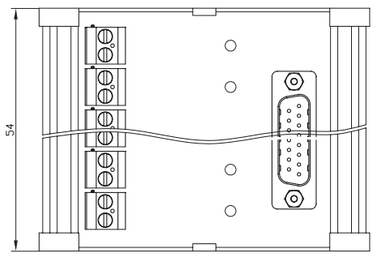

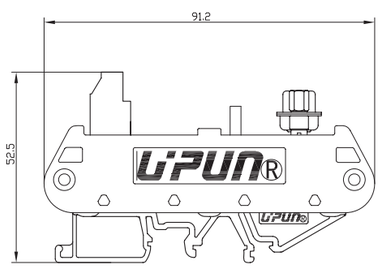

Ordering data

		Type	Order no.
4-channel module Note: "Z" means male connector, female connector without "Z"	5Vdc	UDK2-04M5Vdc-DB9	315031
		UDK2-04M5Vdc-DB9Z	315049
	24Vdc	UDK2-04M24Vdc-DB9	315032
		UDK2-04M24Vdc-DB9Z	315050
4-channel module Note: "Z" means male connector, female connector without "Z"	5Vdc	UDK2-04M5Vdc/GZ-DB9	315033
		UDK2-04M5Vdc/GZ-DB9Z	315051
	24Vdc	UDK2-04M24Vdc/GZ-DB9	315034
		UDK2-04M24Vdc/GZ-DB9Z	315052

Technical data

Type		UDK2-...5Vdc	UDK2-...24Vdc
Input voltage		5Vdc±20%	24Vdc±20%
Input current		≤4mA	≤2mA
Output switching voltage		5 ~ 48Vdc	5 ~ 48Vdc
Output switching current		50mA	50mA
Min. output switching current		50uA	50uA
Max. switching frequency	Pulse ratio 1:2	100Hz	100Hz
Switch-on delay		12us	12us
Switch-off delay		15us	15us
Voltage drop at max. load		≤1V	≤1V

General data

Rated breakdown voltage	4KV
Surge voltage category	V1
Pollution degree	2
Clearance and creepage distance	≥3mm
Working temperature	-25˚C ~ +40˚C
Cross section(AWG)	AWG20 ~ 13
Cross section	0.5mm² ~ 2.5mm²

Dimension(see left-hand drawing)

Thickness	
Width	
Height	

UDK2-08M...DB15 □

Electrical schematic

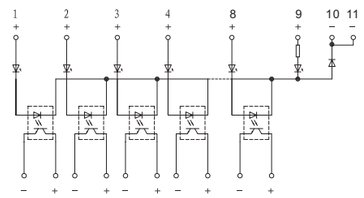

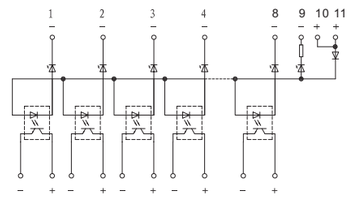

Dimension

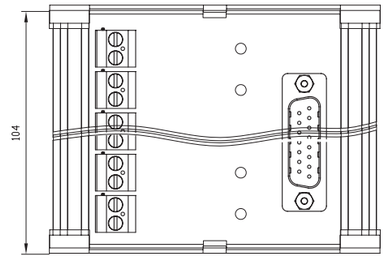

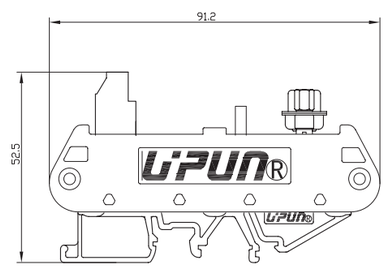

Ordering data

		Type	Order no.
8-channel module Note: "Z" means male connector, female connector without ""	5Vdc	UDK2-08M5Vdc-DB15	315035
		UDK2-08M5Vdc-DB15Z	315053
	24Vdc	UDK2-08M24Vdc-DB15	315036
		UDK2-08M24Vdc-DB15Z	315054
8-channel module Note: "Z" means male connector, female connector without ""	5Vdc	UDK2-08M5Vdc/GZ-DB15	315037
		UDK2-08M5Vdc/GZ-DB15Z	315055
	24Vdc	UDK2-08M24Vdc/GZ-DB15	315038
		UDK2-08M24Vdc/GZ-DB15Z	315056

Technical data

Type		UDK2-...5Vdc	UDK2-...24Vdc
Input voltage		5Vdc±20%	24Vdc±20%
Input current		≤4mA	≤2mA
Output switching voltage		5 ~ 48Vdc	5 ~ 48Vdc
Output switching current		50mA	50mA
Min. output switching current		50uA	50uA
Max. switching frequency	Pulse ratio 1:2	100Hz	100Hz
Switch-on delay		12us	12us
Switch-off delay		15us	15us
Voltage drop at max. load		≤1V	≤1V

General data

Rated breakdown voltage	4KV
Surge voltage category	V1
Pollution degree	2
Clearance and creepage distance	≥3mm
Working temperature	-25˚C ~ +40˚C
Cross section(AWG)	AWG20 ~ 13
Cross section	0.5mm² ~ 2.5mm²

Dimension(see left-hand drawing)

Thickness	
Width	
Height	

UDK2-016M...DB25 □

Electrical schematic

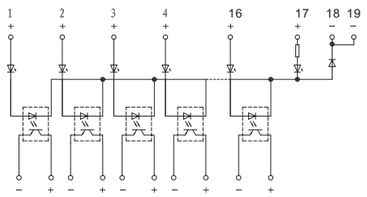

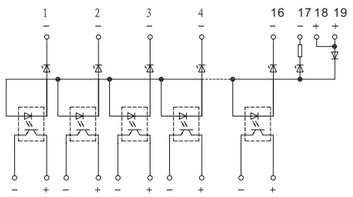

Dimension

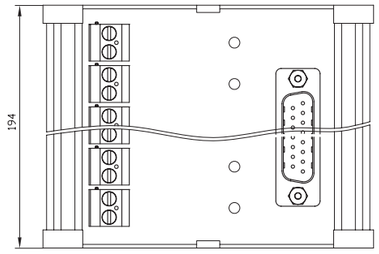

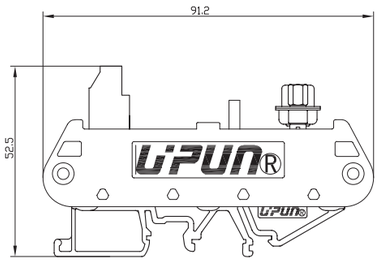

Ordering data		Type	Order no.
16-channel module	5Vdc	UDK2-016M5Vdc-DB25	315039
Note: "Z" means male connector , female connector without "Z"	24Vdc	UDK2-016M24Vdc-DB25Z	315057
		UDK2-016M24Vdc-DB25	315040
		UDK2-016M24Vdc-DB25Z	315058
16-channel module	5Vdc	UDK2-016M5Vdc/GZ-DB25	315041
Note: "Z" means male connector , female connector without "Z"	24Vdc	UDK2-016M24Vdc/GZ-DB25Z	315059
		UDK2-016M24Vdc/GZ-DB25	315042
		UDK2-016M24Vdc/GZ-DB25Z	315060

Technical data			
Type		UDK2-...5Vdc	UDK2-...24Vdc
Input voltage		5Vdc±20%	24Vdc±20%
Input current		≤4mA	≤2mA
Output switching voltage		5 ~ 48Vdc	5 ~ 48Vdc
Output switching current		50mA	50mA
Min. output switching current		50uA	50uA
Max. switching frequency	Pulse ratio 1:2	100Hz	100Hz
Switch-on delay		12us	12us
Switch-off delay		15us	15us
Voltage drop at max. load		≤1V	≤1V

General data	
Rated breakdown voltage	4KV
Surge voltage category	V1
Pollution degree	2
Clearance and creepage distance	≥3mm
Working temperature	-25˚C ~ +40˚C
Cross section(AWG)	AWG20 ~ 13
Cross section	0.5mm² ~ 2.5mm²

Dimension(see left-hand drawing)	
Thickness	
Width	
Height	

UDK2-032M □



Electrical schematic

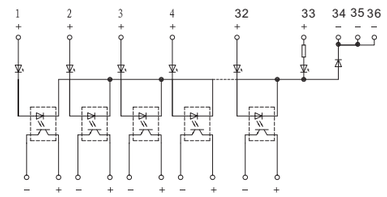

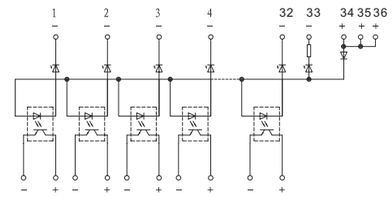

Dimension

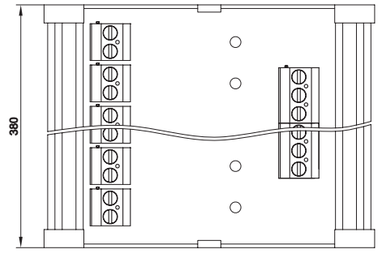

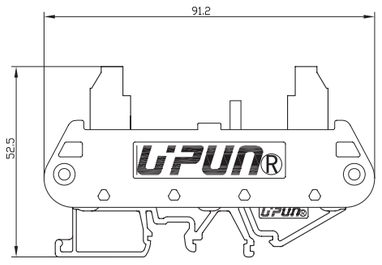

Ordering data		Type	Order no.
32-channel module	5Vdc	UDK2-032M5Vdc	315043
	24Vdc	UDK2-032M24Vdc	315044
	220Vdc	UDK2-032M220Vdc	315045
32-channel module	5Vdc	UDK2-032M5Vdc/GZ	315046
	24Vdc	UDK2-032M24Vdc/GZ	315047
	220Vdc	UDK2-032M220Vdc/GZ	315048

Technical data				
Type		UDK2-...5Vdc	UDK2-...24Vdc	UDK2-...220Vdc
Input voltage		5Vdc±20%	24Vdc±20%	220Vdc±20%
Input current		≤4mA	≤2mA	≤2mA
Output switching voltage		5 ~ 48Vdc	5 ~ 48Vdc	5 ~ 48Vdc
Output switching current		50mA	50mA	50mA
Min. output switching current		50uA	50uA	50uA
Max. switching frequency	Pulse ratio 1:2	100Hz	100Hz	100Hz
Switch-on delay		12us	12us	12us
Switch-off delay		15us	15us	15us
Voltage drop at max. load		≤1V	≤1V	≤1V

General data	
Rated breakdown voltage	4KV
Surge voltage category	V1
Pollution degree	2
Clearance and creepage distance	≥3mm
Working temperature	-25˚C ~ +40˚C
Cross section(AWG)	AWG20 ~ 13
Cross section	0.5mm² ~ 2.5mm²

Dimension(see left-hand drawing)	
Thickness	
Width	
Height	

Dimension

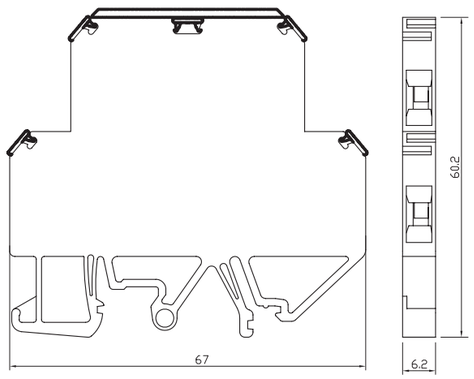

Optocoupler

	UDK-0 5Vdc
Electrical schematic	
	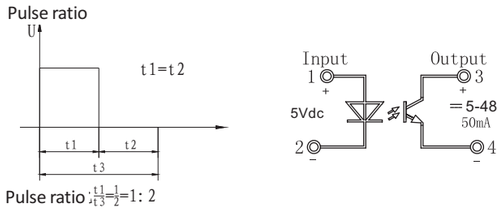

Ordering data	Type	Order no.
	UDK-O 5Vdc	313015

Technical data	
Input voltage	5Vdc±10%
Input current	≤2.1mA
Output switching voltage	5 ~ 48Vdc
Output switching current	50mA
Min. output switching current	50uA
Max. switching frequency	100Hz
Turn-on time	≤100us
Turn-off time	≤100us
Voltage drop at max. load	≤1V

General data	
Rated breakdown voltage	4KV
Surge voltage category	V1
Pollution degree	2
Clearance and creepage distance	≥3mm
Working temperature	-25˚C ~ +40˚C
Cross section(AWG)	AWG20 ~ 12
Cross section	0.5mm² ~ 4mm²

Dimension(see left-hand drawing)	
Width/Thickness/Height	67/6.2/60.2mm

Accessories	Type	Order no.
Dustproof cover	UDK-F	312002
End cover	UDK-G	312001
Insertion bridge		
2-pos.	UEB 2-6	013019
3-pos.	UEB 3-6	013027
10-pos.	UEB10-6	013013

UDK-O Optocoupler

	UDK-0G 5Vdc	UDK-0 12Vdc	UDK-0 24Vdc	UDK-0 24Vdc/220Vdc
	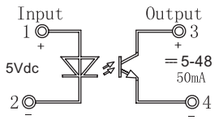	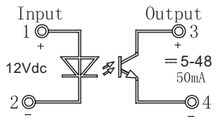	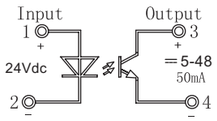	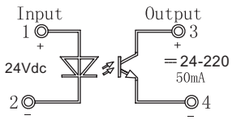

Ordering data	Type	Order no.	Type	Order no.	Type	Order no.	Type	Order no.
	UDK-OG 5Vdc	313016	UDK-O 12Vdc	313001	UDK-O 24Vdc	313002	UDK-O 24Vdc/220Vdc	313018

Technical data				
Input voltage	5Vdc±10%	12Vdc±10%	24Vdc±10%	24Vdc±10%
Input current	≤2.1mA	≤2.1mA	≤2.1mA	≤2.1mA
Output switching voltage	5 ~ 48Vdc	5 ~ 48Vdc	5 ~ 48Vdc	24 ~ 220Vdc
Output switching current	50mA	50mA	50mA	50mA
Min. output switching current	50uA	50uA	50uA	50uA
Max. switching frequency	1KHz	100Hz	100Hz	100Hz
Turn-on time	≤100us	≤100us	≤100us	≤100us
Turn-off time	≤100us	≤100us	≤100us	≤100us
Voltage drop at max. load	≤1V	≤1V	≤1V	≤1V

General data				
Rated breakdown voltage	4KV	4KV	4KV	4KV
Surge voltage category	V1	V1	V1	V1
Pollution degree	2	2	2	2
Clearance and creepage distance	≥3mm	≥3mm	≥3mm	≥3mm
Working temperature	-25˚C ~ +40˚C	-25˚C ~ +40˚C	-25˚C ~ +40˚C	-25˚C ~ +40˚C
Cross section(AWG)	AWG20 ~ 12	AWG20 ~ 12	AWG20 ~ 12	AWG20 ~ 12
Cross section	0.5mm² ~ 4mm²	0.5mm² ~ 4mm²	0.5mm² ~ 4mm²	0.5mm² ~ 4mm²

Dimension(see left-hand drawing)				
Width/Thickness/Height	67/6.2/60.2mm	67/6.2/60.2mm	67/6.2/60.2mm	67/6.2/60.2mm

Accessories	Type	Order no.	Type	Order no.	Type	Order no.	Type	Order no.
Dustproof cover	UDK-F	312002	UDK-F	312002	UDK-F	312002	UDK-F	312002
End cover	UDK-G	312001	UDK-G	312001	UDK-G	312001	UDK-G	312001
Insertion bridge								
2-pos.	UEB 2-6	013019	UEB 2-6	013019	UEB 2-6	013019	UEB 2-6	013019
3-pos.	UEB 3-6	013027	UEB 3-6	013027	UEB 3-6	013027	UEB 3-6	013027
10-pos.	UEB10-6	013013	UEB10-6	013013	UEB10-6	013013	UEB10-6	013013

Optocoupler

	UDK-0 24Vdc/C	UDK-0 24Vdc/220Vdc/C	UDK-0 24Vdc/D
Electrical schematic			
Pulse ratio 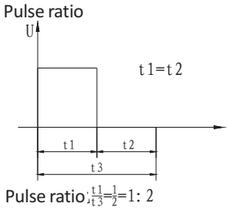	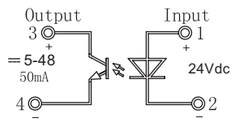	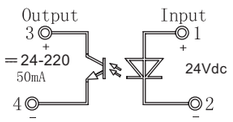	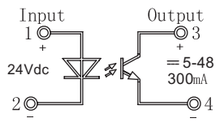
Ordering data	Type / Order no.	Type / Order no.	Type / Order no.
	UDK-O 24Vdc/C 313003	UDK-O 24Vdc/220Vdc/C 313019	UDK-O 24Vdc/D 313004
Technical data			
Input voltage	24Vdc±10%	24Vdc±10%	24Vdc±10%
Input current	≤2.1mA	≤2.1mA	≤2.1mA
Output switching voltage	5 ~ 48Vdc	24 ~ 220Vdc	5 ~ 48Vdc
Output switching current	50mA	50mA	300mA
Min. output switching current	50uA	50uA	50uA
Max. switching frequency	100Hz	100Hz	100Hz
Turn-on time	≤100us	≤100us	≤100us
Turn-off time	≤100us	≤100us	≤100us
Voltage drop at max. load	≤1V	≤1V	≤1V
General data			
Rated breakdown voltage	4KV	4KV	4KV
Surge voltage category	V1	V1	V1
Pollution degree	2	2	2
Clearance and creepage distance	≥3mm	≥3mm	≥3mm
Working temperature	-25˚C ~ +40˚C	-25˚C ~ +40˚C	-25˚C ~ +40˚C
Cross section(AWG)	AWG20 ~ 12	AWG20 ~ 12	AWG20 ~ 12
Cross section	0.5mm² ~ 4mm²	0.5mm² ~ 4mm²	0.5mm² ~ 4mm²
Dimension			
Width/Thickness/Height	67/6.2/60.2mm	67/6.2/60.2mm	67/6.2/60.2mm
Accessories	Type / Order no.	Type / Order no.	Type / Order no.
Dustproof cover	UDK-F 312002	UDK-F 312002	UDK-F 312002
End cover	UDK-G 312001	UDK-G 312001	UDK-G 312001
Insertion bridge			
2-pos.	UEB 2-6 013019	UEB 2-6 013019	UEB 2-6 013019
3-pos.	UEB 3-6 013027	UEB 3-6 013027	UEB 3-6 013027
10-pos.	UEB10-6 013013	UEB10-6 013013	UEB10-6 013013

	UDK-0 24Vac/dc	UDK-0 48Vdc	UDK-0 48Vdc/220Vdc	UDK-0 48Vdc/C
Electrical schematic				
	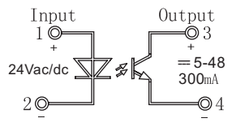	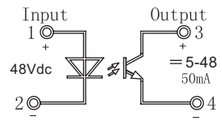	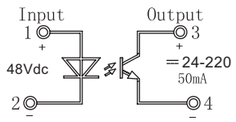	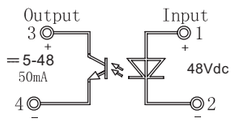
Ordering data	Type / Order no.	Type / Order no.	Type / Order no.	Type / Order no.
	UDK-O 24Vac/dc 313017	UDK-O 48Vdc 313006	UDK-O 48Vdc/220Vdc 313020	UDK-O 48Vdc/C 313021
Technical data				
Input voltage	24Vac/dc±10%	48Vdc±10%	48Vdc±10%	48Vdc±10%
Input current	≤2.1mA	≤2.1mA	≤2.1mA	≤2.1mA
Output switching voltage	5 ~ 48Vdc	5 ~ 48Vdc	24 ~ 220Vdc	5 ~ 48Vdc
Output switching current	50mA	50mA	50mA	50mA
Min. output switching current	50uA	50uA	50uA	50uA
Max. switching frequency	DC:20Hz AC:5Hz	100Hz	100Hz	100Hz
Turn-on time	≤20ms	≤100us	≤100us	≤100us
Turn-off time	≤20ms	≤100us	≤100us	≤100us
Voltage drop at max. load	≤1V	≤1V	≤1V	≤1V
General data				
Rated breakdown voltage	4KV	4KV	4KV	4KV
Surge voltage category	V1	V1	V1	V1
Pollution degree	2	2	2	2
Clearance and creepage distance	≥3mm	≥3mm	≥3mm	≥3mm
Working temperature	-25˚C ~ +40˚C	-25˚C ~ +40˚C	-25˚C ~ +40˚C	-25˚C ~ +40˚C
Cross section(AWG)	AWG20 ~ 12	AWG20 ~ 12	AWG20 ~ 12	AWG20 ~ 12
Cross section	0.5mm² ~ 4mm²	0.5mm² ~ 4mm²	0.5mm² ~ 4mm²	0.5mm² ~ 4mm²
Dimension				
Width/Thickness/Height	67/6.2/60.2mm	67/6.2/60.2mm	67/6.2/60.2mm	67/6.2/60.2mm
Accessories	Type / Order no.	Type / Order no.	Type / Order no.	Type / Order no.
Dustproof cover	UDK-F 312002	UDK-F 312002	UDK-F 312002	UDK-F 312002
End cover	UDK-G 312001	UDK-G 312001	UDK-G 312001	UDK-G 312001
Insertion bridge				
2-pos.	UEB 2-6 013019	UEB 2-6 013019	UEB 2-6 013019	UEB 2-6 013019
3-pos.	UEB 3-6 013027	UEB 3-6 013027	UEB 3-6 013027	UEB 3-6 013027
10-pos.	UEB10-6 013013	UEB10-6 013013	UEB10-6 013013	UEB10-6 013013

Optocoupler

	UDK-0 48Vdc/220Vdc/C	UDK-0 110Vdc	UDK-0 110Vdc/220Vdc
Electrical schematic			
	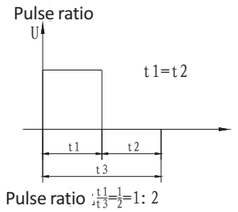	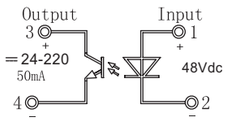	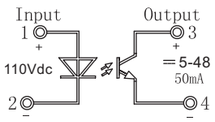	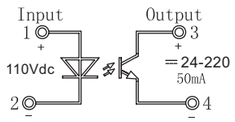
Ordering data	Type / Order no.	Type / Order no.	Type / Order no.
	UDK-O 48Vdc/220Vdc/C 313022	UDK-O 110Vdc 313007	UDK-O 110Vdc/220Vdc 313023
Technical data			
Input voltage	48Vdc±10%	110Vdc±10%	110Vdc±10%
Input current	≤2.1mA	≤2.1mA	≤2.1mA
Output switching voltage	24 ~ 220Vdc	5 ~ 48Vdc	24 ~ 220Vdc
Output switching current	50mA	50mA	50mA
Min. output switching current	50uA	50uA	50uA
Max. switching frequency	100Hz	100Hz	100Hz
Turn-on time	≤100us	≤100us	≤100us
Turn-off time	≤100us	≤100us	≤100us
Voltage drop at max. load	≤1V	≤1V	≤1V
General data			
Rated breakdown voltage	4KV	4KV	4KV
Surge voltage category	V1	V1	V1
Pollution degree	2	2	2
Clearance and creepage distance	≥3mm	≥3mm	≥3mm
Working temperature	-25˚C ~ +40˚C	-25˚C ~ +40˚C	-25˚C ~ +40˚C
Cross section(AWG)	AWG20 ~ 12	AWG20 ~ 12	AWG20 ~ 12
Cross section	0.5mm² ~ 4mm²	0.5mm² ~ 4mm²	0.5mm² ~ 4mm²
Dimension			
Width/Thickness/Height	67/6.2/60.2mm	67/6.2/60.2mm	67/6.2/60.2mm
Accessories	Type / Order no	Type / Order no.	Type / Order no.
Dustproof cover	UDK-F 312002	UDK-F 312002	UDK-F 312002
End cover	UDK-G 312001	UDK-G 312001	UDK-G 312001
Insertion bridge			
2-pos.	UEB 2-6 013019	UEB 2-6 013019	UEB 2-6 013019
3-pos.	UEB 3-6 013027	UEB 3-6 013027	UEB 3-6 013027
10-pos.	UEB10-6 013013	UEB10-6 013013	UEB10-6 013013

	UDK-0 110Vdc/C	UDK-0 110Vdc/220Vdc/C	UDK-0 110Vdc/D	UDK-0 110Vac/dc
Electrical schematic				
	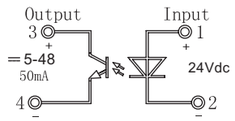	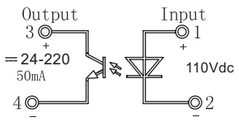	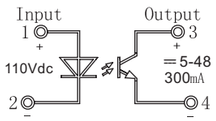	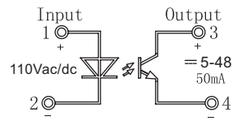
Ordering data	Type / Order no.	Type / Order no.	Type / Order no.	Type / Order no.
	UDK-O 110Vdc/C 313008	UDK-O 110Vdc/220Vdc/C 313024	UDK-O 110Vdc/D 313009	UDK-O 110Vac/dc 313018
Technical data				
Input voltage	110Vdc±10%	110Vdc±10%	110Vdc±10%	110Vac/dc±10%
Input current	≤2.1mA	≤2.1mA	≤2.1mA	≤2.1mA
Output switching voltage	5 ~ 48Vdc	24 ~ 220Vdc	5 ~ 48Vdc	5 ~ 48Vdc
Output switching current	50mA	50mA	300mA	50mA
Min. output switching current	50uA	50uA	50uA	50uA
Max. switching frequency	100Hz	100Hz	100Hz	DC:20Hz AC:5Hz
Turn-on time	≤100us	≤100us	≤100us	≤20ms
Turn-off time	≤100us	≤100us	≤100us	≤20ms
Voltage drop at max. load	≤1V	≤1V	≤1V	≤1V
General data				
Rated breakdown voltage	4KV	4KV	4KV	4KV
Surge voltage category	V1	V1	V1	V1
Pollution degree	2	2	2	2
Clearance and creepage distance	≥3mm	≥3mm	≥3mm	≥3mm
Working temperature	-25˚C ~ +40˚C	-25˚C ~ +40˚C	-25˚C ~ +40˚C	-25˚C ~ +40˚C
Cross section(AWG)	AWG20 ~ 12	AWG20 ~ 12	AWG20 ~ 12	AWG20 ~ 12
Cross section	0.5mm² ~ 4mm²	0.5mm² ~ 4mm²	0.5mm² ~ 4mm²	0.5mm² ~ 4mm²
Dimension				
Width/Thickness/Height	67/6.2/60.2mm	67/6.2/60.2mm	67/6.2/60.2mm	67/6.2/60.2mm
Accessories	Type / Order no.	Type / Order no.	Type / Order no.	Type / Order no.
Dustproof cover	UDK-F 312002	UDK-F 312002	UDK-F 312002	UDK-F 312002
End cover	UDK-G 312001	UDK-G 312001	UDK-G 312001	UDK-G 312001
Insertion bridge				
2-pos.	UEB 2-6 013019	UEB 2-6 013019	UEB 2-6 013019	UEB 2-6 013019
3-pos.	UEB 3-6 013027	UEB 3-6 013027	UEB 3-6 013027	UEB 3-6 013027
10-pos.	UEB10-6 013013	UEB10-6 013013	UEB10-6 013013	UEB10-6 013013

Optocoupler

	UDK-0 220Vdc	UDK-0 220Vdc/220Vdc	UDK-0 220Vdc/C

Electrical schematic

Pulse ratio

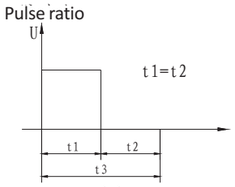

Pulse ratio $\frac{t1}{t3}=\frac{1}{2}$=1: 2

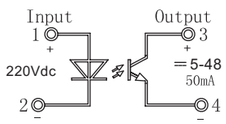

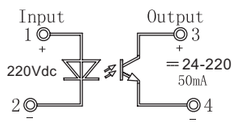

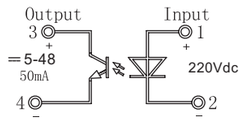

Ordering data	Type	Order no.	Type	Order no.	Type	Order no.
	UDK-O 220Vdc	313010	UDK-O 220Vdc/220Vdc	313025	UDK-O 220Vdc/C	313011
Technical data						
Input voltage	220Vdc±10%		220Vdc±10%		22Vdc±10%	
Input current	≤2.1mA		≤2.1mA		≤2.4mA	
Output switching voltage	5 ~ 48Vdc		24 ~ 220Vdc		5 ~ 48Vdc	
Output switching current	50mA		50mA		50mA	
Min. output switching current	50uA		50uA		50uA	
Max. switching frequency	100Hz		100Hz		100Hz	
Turn-on time	≤100us		≤100us		≤100us	
Turn-off time	≤100us		≤100us		≤100us	
Voltage drop at max. load	≤1V		≤1V		≤1V	
General data						
Rated breakdown voltage	4KV		4KV		4KV	
Surge voltage category	V1		V1		V1	
Pollution degree	2		2		2	
Clearance and creepage distance	≥3mm		≥3mm		≥3mm	
Working temperature	-25˚C ~ +40˚C		-25˚C ~ +40˚C		-25˚C ~ +40˚C	
Cross section(AWG)	AWG20 ~ 12		AWG20 ~ 12		AWG20 ~ 12	
Cross section	0.5mm² ~ 4mm²		0.5mm² ~ 4mm²		0.5mm² ~ 4mm²	
Dimension						
Width/Thickness/Height	67/6.2/60.2mm		67/6.2/60.2mm		67/6.2/60.2mm	
Accessories	Type	Order no.	Type	Order no.	Type	Order no.
Dustproof cover	UDK-F	312002	UDK-F	312002	UDK-F	312002
End cover	UDK-G	312001	UDK-G	312001	UDK-G	312001
Insertion bridge						
2-pos.	UEB 2-6	013019	UEB 2-6	013019	UEB 2-6	013019
3-pos.	UEB 3-6	013027	UEB 3-6	013027	UEB 3-6	013027
10-pos.	UEB10-6	013013	UEB10-6	013013	UEB10-6	013013

	UDK-0 220Vdc/220Vdc/C	UDK-0 220Vdc/D	UDK-0 220Vac/dc

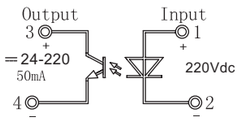

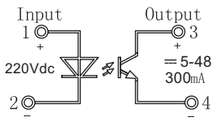

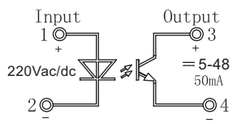

Type	Order no.	Type	Order no.	Type	Order no.
UDK-O 220Vdc/220Vdc/C	313026	UDK-O 220Vdc/D	313012	UDK-O 220Vac/dc	313013
220Vdc±10%		220Vdc±10%		220Vac/dc±10%	
≤2.1mA		≤2.1mA		≤2.4mA/2.1mA	
24 ~ 220Vdc		5 ~ 48Vdc		5 ~ 48Vdc	
50mA		300mA		50mA	
50uA		50uA		50uA	
100Hz		100Hz		DC:20Hz AC:5Hz	
≤100us		≤100us		≤20ms	
≤100us		≤100us		≤20ms	
≤1V		≤1V		≤1V	
4KV		4KV		4KV	
V1		V1		V1	
2		2		2	
≥3mm		≥3mm		≥3mm	
-25˚C ~ +40˚C		-25˚C ~ +40˚C		-25˚C ~ +40˚C	
AWG20 ~ 12		AWG20 ~ 12		AWG20 ~ 12	
0.5mm² ~ 4mm²		0.5mm² ~ 4mm²		0.5mm² ~ 4mm²	
67/6.2/60.2mm		67/6.2/60.2mm		67/6.2/60.2mm	
Type	Order no.	Type	Order no.	Type	Order no.
UDK-F	312002	UDK-F	312002	UDK-F	312002
UDK-G	312001	UDK-G	312001	UDK-G	312001
UEB 2-6	013019	UEB 2-6	013019	UEB 2-6	013019
UEB 3-6	013027	UEB 3-6	013027	UEB 3-6	013027
UEB10-6	013013	UEB10-6	013013	UEB10-6	013013

Optocoupler

	UDK3-0 12Vdc	UDK3-0 24Vdc	UDK3-0 24Vac/dc
			
Electrical schematic			
	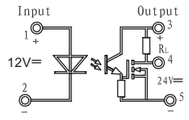	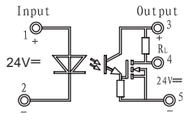	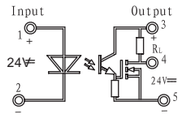

Dimension

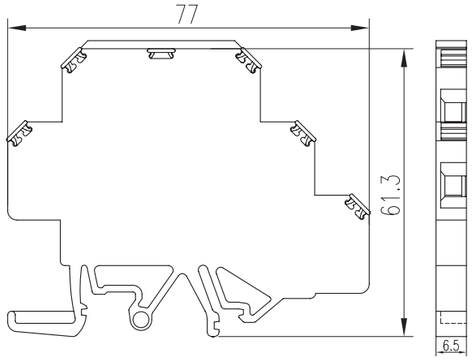

Ordering data	Type	Order no.	Type	Order no.	Type	Order no.
	UDK3-O 12Vdc	316002	UDK3-O 24Vdc	316003	UDK3-O 24Vac/dc	316004
Technical data						
Input voltage	12Vdc±10%		24Vdc±10%		24Vac/dc±10%	
Input current	≤10mA		≤10mA		≤10mA	
Output switching voltage	24Vdc		24Vdc		24Vdc	
Output switching current	1A		1A		1A	
Min. output switching current	50uA		50uA		50uA	
Max. switching frequency	100Hz		100Hz		DC:20Hz AC:5Hz	
Turn-on time	≤100us		≤100us		≤20ms	
Turn-off time	≤100us		≤100us		≤20ms	
Voltage drop at max. load	≤1V		≤1V		≤1V	
General data						
Rated breakdown voltage	4KV		4KV		4KV	
Surge voltage category	V1		V1		V1	
Pollution degree	2		2		2	
Clearance and creepage distance	≥3mm		≥3mm		≥3mm	
Working temperature	-25˚C ~ +40˚C		-25˚C ~ +40˚C		-25˚C ~ +40˚C	
Cross section(AWG)	AWG20 ~ 12		AWG20 ~ 12		AWG20 ~ 12	
Cross section	0.5mm² ~ 4mm²		0.5mm² ~ 4mm²		0.5mm² ~ 4mm²	
Dimension(see left-hand drawing)						
Width/Thickness/Height	77/6.5/61.3mm		77/6.5/61.3mm		77/6.5/61.3mm	
Accessories	**Type**	**Order no.**	**Type**	**Order no.**	**Type**	**Order no.**
Dustproof cover	UDK-F	312002	UDK-F	312002	UDK-F	312002
End cover	UDK3-G	312003	UDK3-G	312003	UDK3-G	312003
Insertion bridge						
2-pos.	UEB 2-6	013019	UEB 2-6	013019	UEB 2-6	013019
3-pos.	UEB 3-6	013027	UEB 3-6	013027	UEB 3-6	013027
10-pos.	UEB10-6	013013	UEB10-6	013013	UEB10-6	013013

Dimension

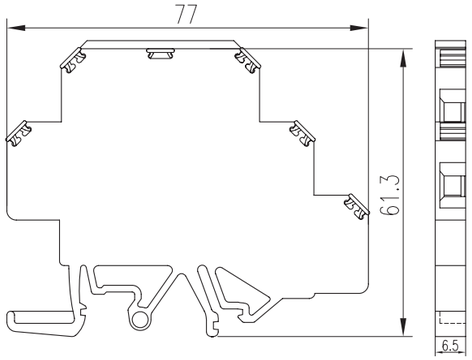

High frequency optocoupler

UDK3-0G 5Vdc



Electrical schematic

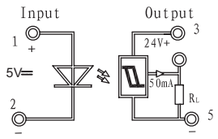

Ordering data	Type	Order no.
	UDK3-OG 5Vdc	316010

Technical data	
Input voltage	5Vdc±10%
Input current	≤10mA
Output switching voltage	24Vdc
Output switching current	50mA
Min. output switching current	50uA
Max. switching frequency	100KHz
Turn-on time	≤20ms
Turn-off time	≤20ms
Voltage drop at max. load	≤1V

General data	
Rated breakdown voltage	4KV
Surge voltage category	V1
Pollution degree	2
Clearance and creepage distance	≥3mm
Working temperature	-25˚C ~ +40˚C
Cross section(AWG)	AWG20 ~ 12
Cross section	0.5mm² ~ 4mm²

Dimension(see left-hand drawing)	
Width/Thickness/Height	77/6.5/61.3mm

Accessories	Type	Order no.
Dustproof cover	UDK-F	312002
End cover	UDK3-G	312003
Insertion bridge		
2-pos.	UEB 2-6	013019
3-pos.	UEB 3-6	013027
10-pos.	UEB10-6	013013

UDK3-0G 12Vdc



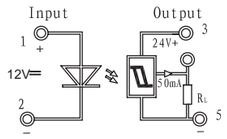

UDK3-0G 24Vdc



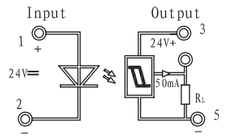

Type	Order no.	Type	Order no.
UDK3-OG 12Vdc	316011	UDK3-OG 24Vdc	316012
12Vdc±10%		24Vdc±10%	
≤10mA		≤10mA	
24Vdc		24Vdc	
50mA		50mA	
50uA		50uA	
100KHz		100KHz	
≤20ms		≤20ms	
≤20ms		≤20ms	
≤1V		≤1V	
4KV		4KV	
V1		V1	
2		2	
≥3mm		≥3mm	
-25˚C ~ +40˚C		-25˚C ~ +40˚C	
AWG20 ~ 12		AWG20 ~ 12	
0.5mm² ~ 4mm²		0.5mm² ~ 4mm²	
77/6.5/61.3mm		77/6.5/61.3mm	

Type	Order no.	Type	Order no.
UDK-F	312002	UDK-F	312002
UDK3-G	312003	UDK3-G	312003
UEB 2-6	013019	UEB 2-6	013019
UEB 3-6	013027	UEB 3-6	013027
UEB10-6	013013	UEB10-6	013013

Relay module



Type

U DK □-□ □/□/□

- A:New-type
- C:New-type reverse connection
- D:New-type high current
- Input voltage
- 5V, 12V, 24V、
- 48V, 110V, 220V
- AC or DC
- AC/DC,eg:220Vac/dc
- Output
- K:1 normally open
- B:1 normally closed
- P:High current
- I:1 change-over
- II:2 change-over
- R:relay module
- Design no.
- Electronics
- Company code

UDK-R Relay module

	UDK2-RK 48Vac/dc 1NO	UDK2-RK 110Vdc 1NO	UDK2-RK 110Vac/dc 1NO	UDK2-RK 220Vdc 1NO	UDK2-RK 220Vac/dc 1NO
					
Electrical schematic					
	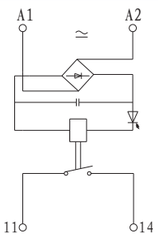	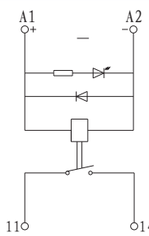	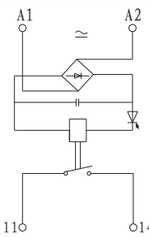	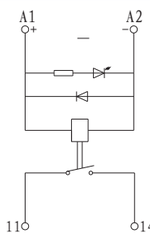	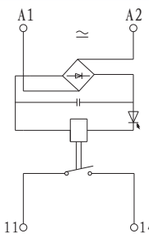
Ordering data	Type / Order no.	Type / Order no.	Type / Order no.	Type / Order no.	Type / Order no.
Omron relay	UDK2-RK 48Vac/dc 323006				
Omron relay(base included)	UDK2-RK 48Vac/dc-Z 327006				
HONGFA relay	UDK2-RK 48Vac/dc-H 326006	UDK2-RK 110Vdc 323007	UDK2-RK 110Vac/dc 323008	UDK2-RK 220Vdc 323009	UDK2-RK 220Vac/dc 323010
HONGFA relay(base included)	UDK2-RK 48Vac/dc-HZ 329006	UDK2-RK 110Vdc-HZ 329007	UDK2-RK 110Vac/dc-HZ 329008	UDK2-RK 220Vdc-HZ 329009	UDK2-RK 220Vac/dc-HZ 329010
Technical data					
Input voltage	48Vac/dc±10%	110Vdc±10%	110Vac/dc±10%	220Vdc±10%	220Vac/dc±10%
Input current	Approx. 20.3mA	Approx. 7mA	Approx. 4.6mA	Approx. 4.5mA	Approx. 4.4mA
Response voltage	85%Ue	85%Ue	85%Ue	85%Ue	85%Ue
Release voltage	30%Ue	30%Ue	30%Ue	30%Ue	30%Ue
Response time	15ms	15ms	15ms	15ms	15ms
Release time	5ms	5ms	5ms	5ms	5ms
Max. output switching voltage	250Vac/30Vdc	250Vac/30Vdc	250Vac/30Vdc	250Vac/30Vdc	250Vac/30Vdc
Max. output switching current	10A	10A	10A	10A	10A
Max. switching frequency(rated load)	1800 cycles/h	1800 cycles/h	1800 cycles/h	1800 cycles/h	1800 cycles/h
Contact material	AgCdo	AgCdo	AgCdo	AgCdo	AgCdo
Mechanical life	1×10^7	1×10^7	1×10^7	1×10^7	1×10^7
Electrical life	1×10^5	1×10^5	1×10^5	1×10^5	1×10^5
General data					
Test voltage(winding/contact)	2500Vac	2500Vac	2500Vac	2500Vac	2500Vac
Test voltage(contact/contact), normally open	1000Vac	1000Vac	1000Vac	1000Vac	1000Vac
Pollution degree	2	2	2	2	2
Working temperature	-25˚C ~ +40˚C	-25˚C ~ +40˚C	-25˚C ~ +40˚C	-25˚C ~ +40˚C	-25˚C ~ +40˚C
Cross section(AWG)	AWG20 ~ 13	AWG20 ~ 13	AWG20 ~ 13	AWG20 ~ 13	AWG20 ~ 13
Cross section	0.5mm² ~ 2.5mm²	0.5mm² ~ 2.5mm²	0.5mm² ~ 2.5mm²	0.5mm² ~ 2.5mm²	0.5mm² ~ 2.5mm²
Dimension					
Thickness	13.4mm	13.4mm	13.4mm	13.4mm	13.4mm
Width	70mm	70mm	70mm	70mm	70mm
Height TH35×7.5 G32×15	55mm/59mm	55mm/59mm	55mm/59mm	55mm/59mm	55mm/59mm

Dimension

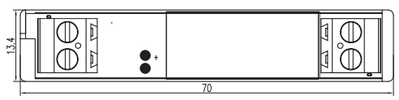

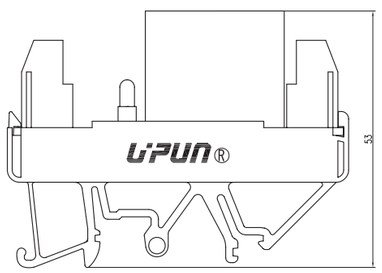

Relay module	UDK2-RK 5Vdc 1NO	UDK2-RK 12Vdc 1NO	UDK2-RK 24Vdc 1NO	UDK2-RK 24Vac/dc 1NO	UDK2-RK 48Vdc 1NO
					
Electrical schematic					
	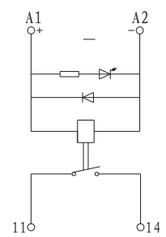	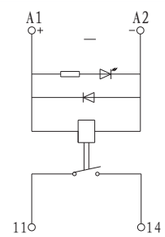	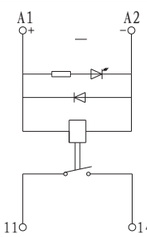	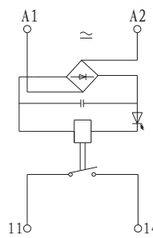	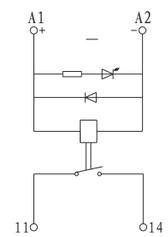
Ordering data	Type / Order no.	Type / Order no.	Type / Order no.	Type / Order no.	Type / Order no.
Omron relay	UDK2-RK 5Vdc / 323001	UDK2-RK 12Vdc / 323002	UDK2-RK 24Vdc / 323003	UDK2-RK 24Vac/dc / 323004	UDK2-RK 48Vdc / 323005
Omron relay(base included)	UDK2-RK 5Vdc-Z / 327001	UDK2-RK 12Vdc-Z / 327002	UDK2-RK 24Vdc-Z / 327003	UDK2-RK 24Vac/dc-Z / 327004	UDK2-RK 48Vdc-Z / 327005
HONGFA relay	UDK2-RK 5Vdc-H / 326001	UDK2-RK 12Vdc-H / 326002	UDK2-RK 24Vdc-H / 326003	UDK2-RK 24Vac/dc-H / 326004	UDK2-RK 48Vdc-H / 326005
HONGFA relay(base included)	UDK2-RK 5Vdc-HZ / 329001	UDK2-RK 12Vdc-HZ / 329002	UDK2-RK 24Vdc-HZ / 329003	UDK2-RK 24Vac/dc-HZ / 329004	UDK2-RK 48Vdc-HZ / 329005
Technical data					
Input voltage	5Vdc±10%	12Vdc±10%	24Vdc±10%	24Vac/dc±10%	48Vdc±10%
Input current	Approx. 90mA	Approx. 40mA	Approx. 22mA	Approx. 20mA	Approx. 18mA
Response voltage	85%Ue	85%Ue	85%Ue	85%Ue	85%Ue
Release voltage	30%Ue	30%Ue	30%Ue	30%Ue	30%Ue
Response time	15ms	15ms	15ms	15ms	15ms
Release time	5ms	5ms	5ms	5ms	5ms
Max. output switching voltage	250Vac/30Vdc	250Vac/30Vdc	250Vac/30Vdc	250Vac/30Vdc	250Vac/30Vdc
Max. output switching current	10A	10A	10A	10A	10A
Max. switching frequency(rated load)	1800 cycles/h	1800 cycles/h	1800 cycles/h	1800 cycles/h	1800 cycles/h
Contact material	AgCdo	AgCdo	AgCdo	AgCdo	AgCdo
Mechanical life	1×10^7	1×10^7	1×10^7	1×10^7	1×10^7
Electrical life	1×10^5	1×10^5	1×10^5	1×10^5	1×10^5
General data					
Test voltage(winding/contact)	2500Vac	2500Vac	2500Vac	2500Vac	2500Vac
Test voltage(contact/contact), normally open	1000Vac	1000Vac	1000Vac	1000Vac	1000Vac
Pollution degree	2	2	2	2	2
Working temperature	-25˚C ~ +40˚C	-25˚C ~ +40˚C	-25˚C ~ +40˚C	-25˚C ~ +40˚C	-25˚C ~ +40˚C
Cross section(AWG)	AWG20 ~ 13	AWG20 ~ 13	AWG20 ~ 13	AWG20 ~ 13	AWG20 ~ 13
Cross section	0.5mm² ~ 2.5mm²	0.5mm² ~ 2.5mm²	0.5mm² ~ 2.5mm²	0.5mm² ~ 2.5mm²	0.5mm² ~ 2.5mm²
Dimension					
Thickness	13.4mm	13.4mm	13.4mm	13.4mm	13.4mm
Width	70mm	70mm	70mm	70mm	70mm
Height TH35×7.5 G32×15	55mm/59mm	55mm/59mm	55mm/59mm	55mm/59mm	55mm/59mm

UDK-R Relay module

Dimension

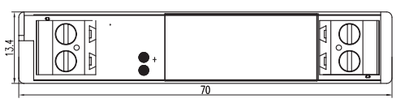

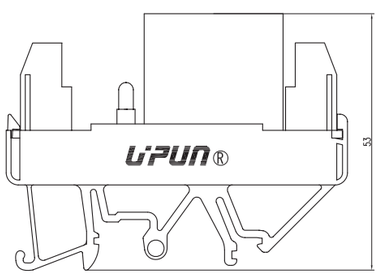

Relay module	UDK2-RB 5Vdc 1NC	UDK2-RB 12Vdc 1NC	UDK2-RB 24Vdc 1NC	UDK2-RB 24Vac/dc 1NC	UDK2-RB 48Vdc 1NC
					
Electrical schematic					
	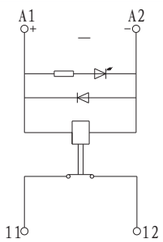	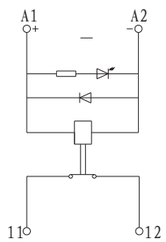	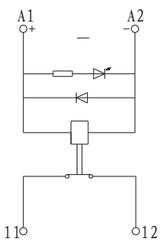	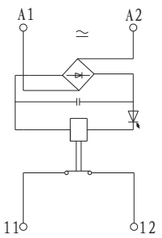	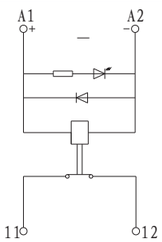
Ordering data	**Type** / **Order no.**	**Type** / **Order no.**	**Type** / **Order no.**	**Type** / **Order no.**	**Type** / **Order no.**
Omron relay	UDK2-RB 5Vdc / 323030	UDK2-RB 12Vdc / 323031	UDK2-RB 24Vdc / 323032	UDK2-RB 24Vac/dc / 323033	UDK2-RB 48Vdc / 323034
Omron relay(base included)	UDK2-RB 5Vdc-Z / 327007	UDK2-RB 12Vdc-Z / 327008	UDK2-RB 24Vdc-Z / 327009	UDK2-RB 24Vac/dc-Z / 327010	UDK2-RB 48Vdc-Z / 327011
HONGFA relay	UDK2-RB 5Vdc-H / 326017	UDK2-RB 12Vdc-H / 326018	UDK2-RB 24Vdc-H / 326019	UDK2-RB 24Vac/dc-H / 326020	UDK2-RB 48Vdc-H / 326021
HONGFA relay(base included)	UDK2-RB 5Vdc-HZ / 329029	UDK2-RB 12Vdc-HZ / 329030	UDK2-RB 24Vdc-HZ / 329031	UDK2-RB 24Vac/dc-HZ / 329032	UDK2-RB 48Vdc-HZ / 329033
Technical data					
Input voltage	5Vdc±10%	12Vdc±10%	24Vdc±10%	24Vac/dc±10%	48Vdc±10%
Input current	Approx. 90mA	Approx. 40mA	Approx. 22mA	Approx. 20mA	Approx.18mA
Response voltage	85%Ue	85%Ue	85%Ue	85%Ue	85%Ue
Release voltage	30%Ue	30%Ue	30%Ue	30%Ue	30%Ue
Response time	15ms	15ms	15ms	15ms	15ms
Release time	5ms	5ms	5ms	5ms	5ms
Max. output switching voltage	250Vac/30Vdc	250Vac/30Vdc	250Vac/30Vdc	250Vac/30Vdc	250Vac/30Vdc
Max. output switching current	10A	10A	10A	10A	10A
Max. switching frequency(rated load)	1800 cycles/h	1800 cycles/h	1800 cycles/h	1800 cycles/h	1800 cycles/h
Contact material	AgCdo	AgCdo	AgCdo	AgCdo	AgCdo
Mechanical life	1×10^7	1×10^7	1×10^7	1×10^7	1×10^7
Electrical life	1×10^5	1×10^5	1×10^5	1×10^5	1×10^5
General data					
Test voltage(winding/contact)	2500Vac	2500Vac	2500Vac	2500Vac	2500Vac
Test voltage(contact/contact), normally open	1000Vac	1000Vac	1000Vac	1000Vac	1000Vac
Pollution degree	2	2	2	2	2
Working temperature	-25˚C ~ +40˚C	-25˚C ~ +40˚C	-25˚C ~ +40˚C	-25˚C ~ +40˚C	-25˚C ~ +40˚C
Cross section(AWG)	AWG20 ~ 13	AWG20 ~ 13	AWG20 ~ 13	AWG20 ~ 13	AWG20 ~ 13
Cross section	0.5mm² ~ 2.5mm²	0.5mm² ~ 2.5mm²	0.5mm² ~ 2.5mm²	0.5mm² ~ 2.5mm²	0.5mm² ~ 2.5mm²
Dimension					
Thickness	13.4mm	13.4mm	13.4mm	13.4mm	13.4mm
Width	70mm	70mm	70mm	70mm	70mm
Height TH35×7.5 G32×15	55mm/59mm	55mm/59mm	55mm/59mm	55mm/59mm	55mm/59mm

UDK-R Relay module

Relay module	UDK2-RB 48Vac/dc 1NC	UDK2-RB 110Vdc 1NC	UDK2-RB 110Vac/dc 1NC	UDK2-RB 220Vdc 1NC	UDK2-RB 220Vac/dc 1NC
					
Electrical schematic					
	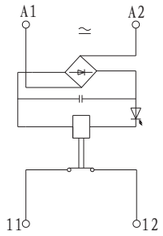	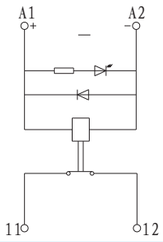	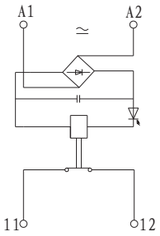	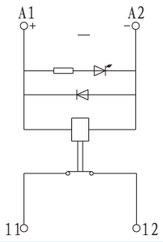	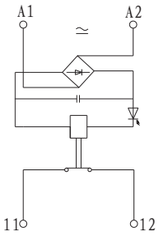
Ordering data	Type / Order no.	Type / Order no.	Type / Order no.	Type / Order no.	Type / Order no.
Omron relay	UDK2-RB 48Vac/dc 323035				
Omron relay(base included)	UDK2-RB 48Vac/dc-Z 327012				
HONGFA relay	UDK2-RB 48Vac/dc-H 326022	UDK2-RB 110Vdc 323036	UDK2-RB 110Vac/dc 323037	UDK2-RB 220Vdc 323038	UDK2-RB 220Vac/dc 323039
HONGFA relay(base included)	UDK2-RB 48Vac/dc-HZ 329034	UDK2-RB 110Vdc-HZ 329035	UDK2-RB 110Vac/dc-HZ 329036	UDK2-RB 220Vdc-HZ 329037	UDK2-RB 220Vac/dc-HZ 329038
Technical data					
Input voltage	48Vac/dc±10%	110Vdc±10%	110Vac/dc±10%	220Vdc±10%	220Vac/dc±10%
Input current	Approx. 20.3mA	Approx. 7mA	Approx. 4.5mA	Approx. 4.5mA	Approx. 4.4mA
Response voltage	85%Ue	85%Ue	85%Ue	85%Ue	85%Ue
Release voltage	30%Ue	30%Ue	30%Ue	30%Ue	30%Ue
Response time	15ms	15ms	15ms	15ms	15ms
Release time	5ms	5ms	5ms	5ms	5ms
Max. output switching voltage	250Vac/30Vdc	250Vac/30Vdc	250Vac/30Vdc	250Vac/30Vdc	250Vac/30Vdc
Max. output switching current	10A	10A	10A	10A	10A
Max. switching frequency(rated load)	1800 cycles/h	1800 cycles/h	1800 cycles/h	1800 cycles/h	1800 cycles/h
Contact material	AgCdo	AgCdo	AgCdo	AgCdo	AgCdo
Mechanical life	1×10^7	1×10^7	1×10^7	1×10^7	1×10^7
Electrical life	1×10^5	1×10^5	1×10^5	1×10^5	1×10^5
General data					
Test voltage(winding/contact)	2500Vac	2500Vac	2500Vac	2500Vac	2500Vac
Test voltage(contact/contact), normally open	1000Vac	1000Vac	1000Vac	1000Vac	1000Vac
Pollution degree	2	2	2	2	
Working temperature	-25˚C ~ +40˚C	-25˚C ~ +40˚C	-25˚C ~ +40˚C	-25˚C ~ +40˚C	-25˚C ~ +40˚C
Cross section(AWG)	AWG20 ~ 13	AWG20 ~ 13	AWG20 ~ 13	AWG20 ~ 13	AWG20 ~ 13
Cross section	0.5mm² ~ 2.5mm²	0.5mm² ~ 2.5mm²	0.5mm² ~ 2.5mm²	0.5mm² ~ 2.5mm²	0.5mm² ~ 2.5mm²
Dimension					
Thickness	13.4mm	13.4mm	13.4mm	13.4mm	13.4mm
Width(vertically mounted on the rails)	70mm	70mm	70mm	70mm	70mm
Height TH35×7.5 G32×15	55mm/59mm	55mm/59mm	55mm/59mm	55mm/59mm	55mm/59mm

Dimension

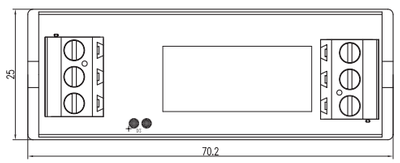

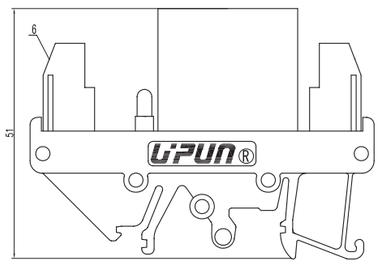

Relay module

UDK2-RI 24Vac/dc
1 change-over



Electrical schematic

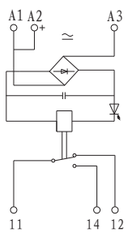

Ordering data	Type	Order no.
Omron relay	UDK2-RI 24Vac/dc	323041
Omron relay(base included)	UDK2-RI 24Vac/dc-Z	327018
HONGFA relay	UDK2-RI 24Vac/dc-H	326008
HONGFA relay(base included)	UDK2-RI 24Vac/dc-HZ	329012

Technical data	
Input voltage	24Vac/dc±10%
Input current	Approx. 18mA
Response voltage	85%Ue
Release voltage	30%Ue
Response time	15ms
Release time	5ms
Max. output switching voltage	250Vac/30Vdc
Max. output switching current	10A
Max. switching frequency(rated load)	1800 cycles/h
Contact material	AgCdo
Mechanical life	1×10^7
Electrical life	1×10^5
General data	
Test voltage(winding/contact)	2500Vac
Test voltage(contact/contact), normally open	1000Vac
Pollution degree	2
Working temperature	-25˚C ~ +40˚C
Cross section(AWG)	AWG20 ~ 13
Cross section	0.5mm² ~ 2.5mm²
Dimension	
Thickness	25mm
Width	70mm
Height TH35×7.5 G32×15	52mm/56mm

UDK2-RI 48Vac/dc
1 change-over



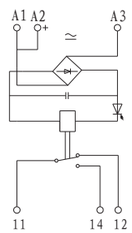

Type	Order no.
UDK2-RI 48Vac/dc	323012
UDK2-RI 48Vac/dc-Z	327019
UDK2-RI 48Vac/dc-H	326009
UDK2-RI 48Vac/dc-HZ	329013

48Vac/dc±10%
Approx. 20mA
85%Ue
30%Ue
15ms
5ms
250Vac/30Vdc
10A
1800 cycles/h
AgCdo
1×10^7
1×10^5
2500Vac
1000Vac
2
-25˚C ~ +40˚C
AWG20 ~ 13
0.5mm² ~ 2.5mm²
25mm
70mm
52mm/56mm

UDK2-RI 110Vac/dc
1 change-over

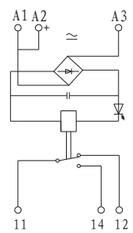

Type	Order no.
UDK2-RI 110Vac/dc	323014
UDK2-RI 110Vac/dc-HZ	329015

110Vac/dc±10%
Approx. 4.8mA
85%Ue
30%Ue
15ms
5ms
250Vac/30Vdc
10A
1800 cycles/h
AgCdo
1×10^7
1×10^5
2500Vac
1000Vac
2
-25˚C ~ +40˚C
AWG20 ~ 13
0.5mm² ~ 2.5mm²
25mm
70mm
52mm/56mm

UDK2-RI 220Vac/dc
1 change-over

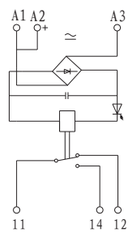

Type	Order no.
UDK2-RI 220Vac/dc	323015
UDK2-RI 220Vac/dc-HZ	329016

220Vac/dc±10%
Approx. 3mA
85%Ue
30%Ue
15ms
5ms
250Vac/30Vdc
10A
1800 cycles/h
AgCdo
1×10^7
1×10^5
2500Vac
1000Vac
2
-25˚C ~ +40˚C
AWG20 ~ 13
0.5mm² ~ 2.5mm²
25mm
70mm
52mm/56mm

Relay module

	UDK2-RP 24Vac/dc 1 change-over	UDK2-RP48Vac/dc 1 change-over	UDK2-RP 110Vac/dc 1 change-over	UDK2-RP 220Vac/dc 1 change-over
				
Electrical schematic				
	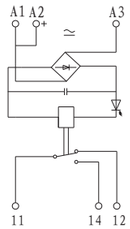	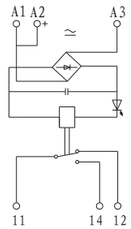	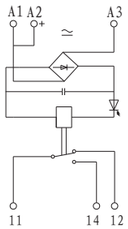	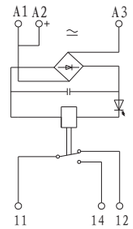
Ordering data	**Type** / **Order no.**	**Type** / **Order no.**	**Type** / **Order no.**	**Type** / **Order no.**
Omron relay	UDK2-RP 24Vac/dc 323042	UDK2-RP 48Vac/dc 323026		
Omron relay(base included)	UDK2-RP 24Vac/dc-Z 327044	UDK2-RP 48Vac/dc-Z 327020		
HONGFA relay	UDK2-RP 24Vac/dc-H 326043	UDK2-RP 48Vac/dc-H 326016	UDK2-RP 110Vac/dc 323028	UDK2-RP 220Vac/dc 323029
HONGFA relay(base included)	UDK2-RP 24Vac/dc-HZ 329064	UDK2-RP 48Vac/dc-HZ 329025	UDK2-RP 110Vac/dc-HZ 329027	UDK2-RP 220Vac/dc-HZ 329028
Technical data				
Input voltage	24Vac/dc±10%	48Vac/dc±10%	110Vdc±10%	220Vac/dc±10%
Input current	Approx. 20mA	Approx. 20mA	Approx. 4.6mA	Approx. 4.3mA
Response voltage	85%Ue	85%Ue	85%Ue	85%Ue
Release voltage	30%Ue	30%Ue	30%Ue	30%Ue
Response time	15ms	15ms	15ms	15ms
Release time	5ms	5ms	5ms	5ms
Max. output switching voltage	250Vac/30Vdc	250Vac/30Vdc	250Vac/30Vdc	250Vac/30Vdc
Max. output switching current	16A	16A	16A	16A
Max. switching frequency(rated load)	1800 cycles/h	1800 cycles/h	1800 cycles/h	1800 cycles/h
Contact material	AgCdo	AgCdo	AgCdo	AgCdo
Mechanical life	1×10^7	1×10^7	1×10^7	1×10^7
Electrical life	1×10^5	1×10^5	1×10^5	1×10^5
General data				
Test voltage(winding/contact)	2500Vac	2500Vac	2500Vac	2500Vac
Test voltage(contact/contact), normally open	1000Vac	1000Vac	1000Vac	1000Vac
Pollution degree		2	2	2
Working temperature	-25˚C ~ +40˚C	-25˚C ~ +40˚C	-25˚C ~ +40˚C	-25˚C ~ +40˚C
Cross section(AWG)	AWG20 ~ 13	AWG20 ~ 13	AWG20 ~ 13	AWG20 ~ 13
Cross section	0.5mm² ~ 2.5mm²	0.5mm² ~ 2.5mm²	0.5mm² ~ 2.5mm²	0.5mm² ~ 2.5mm²
Dimension				
Thickness	25mm	25mm	25mm	25mm
Width	70mm	70mm	70mm	70mm
Height TH35×7.5 G32×15	52mm/56mm	52mm/56mm	52mm/56mm	52mm/56mm

Dimension

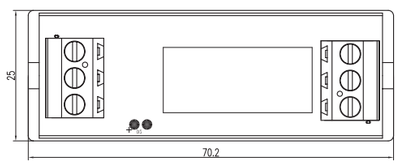

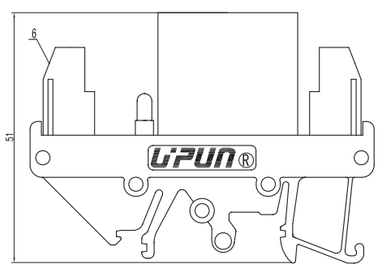

UDK-R Relay module

Dimension

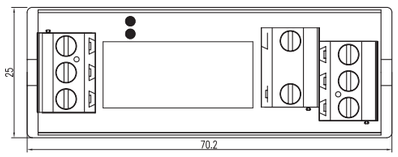

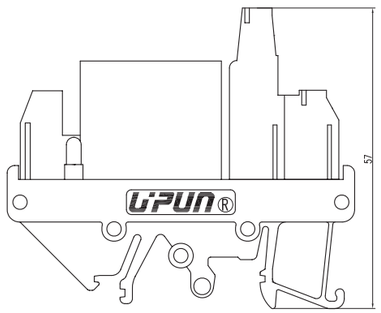

Relay module	UDK2-RII 24Vdc 2 change-over	UDK2-RII 24Vac/dc 2 change-over	UDK2-RII 48Vac/dc 2 change-over	UDK2-RII 110Vac/dc 2 change-over	UDK2-RII 220Vac/dc 2 change-over
					
Electrical schematic					
	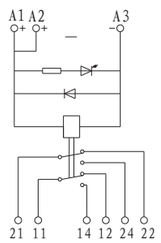	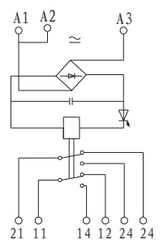	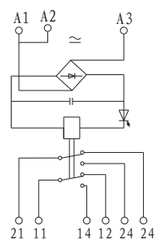	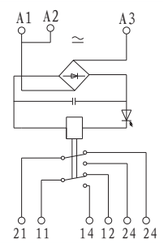	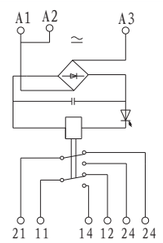
Ordering data	**Type / Order no.**	**Type / Order no.**	**Type / Order no.**	**Type / Order no.**	**Type / Order no.**
Omron relay	UDK2-RII 24Vdc 323017	UDK2-RII 24Vac/dc 323018	UDK2-RII 48Vac/dc 323020		
Omron relay(base included)	UDK2-RII 24Vdc-Z 327022	UDK2-RII 24Vac/dc-Z 327023	UDK2-RII 48Vac/dc-Z 327025		
HONGFA relay	UDK2-RII 24Vdc-H 326011	UDK2-RII 24Vac/dc-H 326012	UDK2-RII 48Vac/dc-H 326014	UDK2-RII 110Vac/dc 323022	UDK2-RII 220Vac/dc 323023
HONGFA relay(base included)	UDK2-RII 24Vdc-HZ 329018	UDK2-RII 24Vac/dc-HZ 329019	UDK2-RII 48Vac/dc-HZ 329021	UDK2-RII 110Vac/dc-HZ 329022	UDK2-RII 220Vac/dc-HZ 329023
Technical data					
Input voltage	24Vdc±10%	24Vac/dc±10%	48Vac/dc±10%	110Vac/dc±10%	220Vac/dc±10%
Input current	Approx. 22mA	Approx. 25mA	Approx. 18mA	Approx. 4.5mA	Approx. 4.2mA
Response voltage	85%Ue	85%Ue	85%Ue	85%Ue	85%Ue
Release voltage	30%Ue	30%Ue	30%Ue	30%Ue	30%Ue
Response time	15ms	15ms	15ms	15ms	15ms
Release time	5ms	5ms	5ms	5ms	5ms
Max. output switching voltage	250Vac/30Vdc	250Vac/30Vdc	250Vac/30Vdc	250Vac/30Vdc	250Vac/30Vdc
Max. output switching current	5A	5A	5A	5A	5A
Max. switching frequency(rated load)	1800 cycles/h	1800 cycles/h	1800 cycles/h	1800 cycles/h	1800 cycles/h
Contact material	AgCdo	AgCdo	AgCdo	AgCdo	AgCdo
Mechanical life	1×10^7	1×10^7	1×10^7	1×10^7	1×10^7
Electrical life	1×10^5	1×10^5	1×10^5	1×10^5	1×10^5
General data					
Test voltage(winding/contact)	2500Vac	2500Vac	2500Vac	2500Vac	2500Vac
Test voltage(contact/contact), normally open	1000Vac	1000Vac	1000Vac	1000Vac	1000Vac
Pollution degree	2	2	2	2	2
Working temperature	-25˚C ~ +40˚C	-25˚C ~ +40˚C	-25˚C ~ +40˚C	-25˚C ~ +40˚C	-25˚C ~ +40˚C
Cross section(AWG)	AWG20 ~ 13	AWG20 ~ 13	AWG20 ~ 13	AWG20 ~ 13	AWG20 ~ 13
Cross section	0.5mm² ~ 2.5mm²	0.5mm² ~ 2.5mm²	0.5mm² ~ 2.5mm²	0.5mm² ~ 2.5mm²	0.5mm² ~ 2.5mm²
Dimension					
Thickness	25mm	25mm	25mm	25mm	25mm
Width	70mm	70mm	70mm	70mm	70mm
Height TH35×7.5 G32×15	58mm/62mm	58mm/62mm	58mm/62mm	58mm/62mm	58mm/62mm

UDK2-R4M □

Relay module
4-channel relay

Electrical schematic

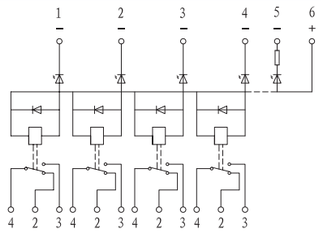

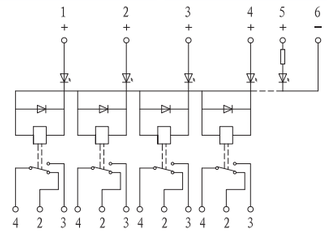

Ordering data		Type	Order no.
4-channel module	24Vdc	UDK2-R4M24Vdc	324033
	110Vdc	UDK2-R4M110Vdc	324034
	220Vdc	UDK2-R4M220Vdc	324035
4-channel module	24Vdc	UDK2-R4M24Vdc/GZ	324036
	110Vdc	UDK2-R4M110Vdc/GZ	324037
	220Vdc	UDK2-R4M220Vdc/GZ	324038

Dimension

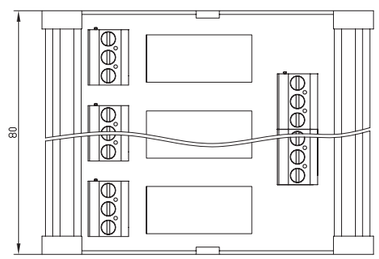

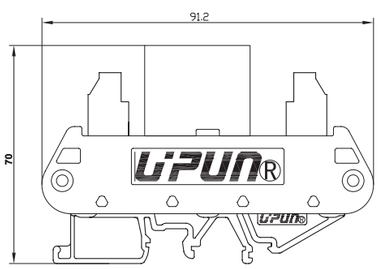

Figure 1

Technical data			
Type	UDK2...24Vdc	UDK2...110Vdc	UDK...220Vdc
Input voltage	24Vdc±10%	110Vdc±10%	220Vdc±10%
Input current	Approx. 22mA	Approx. 4.6mA	Approx. 4.2mA
Response voltage	85%Ue	85%Ue	85%Ue
Release voltage	30%Ue	30%Ue	30%Ue
Response time	15ms	15ms	15ms
Release time	5ms	5ms	5ms
Max. output switching voltage	250Vac/30Vdc	250Vac/30Vdc	250Vac/30Vdc
Max. output switching current	10A	10A	10A
Max. switching frequency(rated load)	1800 cycles/h	1800 cycles/h	1800 cycles/h
Contact material	AgCdo	AgCdo	AgCdo
Mechanical life	1×10^7	1×10^7	1×10^7
Electrical life	1×10^5	1×10^5	1×10^5

General data	
Test voltage(winding/contact)	2500Vac
Test voltage(contact/contact), normally open	1000Vac
Pollution degree	2
Working temperature	-25˚C ~ +40˚C
Cross section(AWG)	AWG20 ~ 13
Cross section	0.5mm² ~ 2.5mm²

Dimension	
Thickness	As shown in the figure 1
Width	As shown in the figure 1
Height	As shown in the figure 1

UDK2-R8M □

Relay module
8-channel relay

Electrical schematic

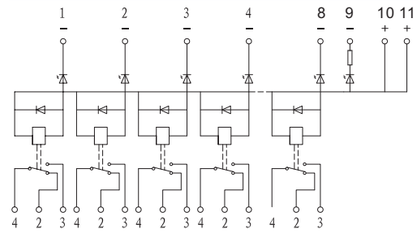

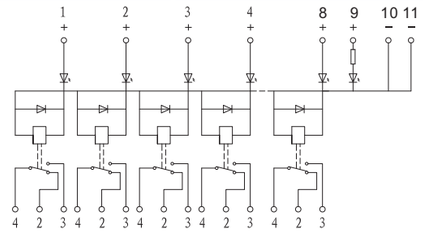

Ordering data		Type	Order no.
4-channel module	24Vdc	UDK2-R8M24Vdc	324039
	110Vdc	UDK2-R8M110Vdc	324040
	220Vdc	UDK2-R8M220Vdc	324041
4-channel module	24Vdc	UDK2-R8M24Vdc/GZ	324042
	110Vdc	UDK2-R8M110Vdc/GZ	324043
	220Vdc	UDK2-R8M220Vdc/GZ	324044

Dimension

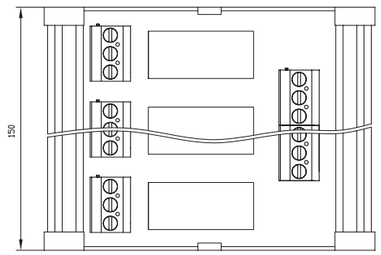

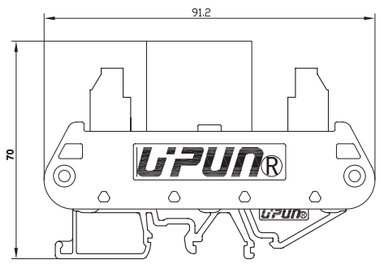

Figure 1

Technical data			
Type	UDK2...24Vdc	UDK2...110Vdc	UDK2...220Vdc
Input voltage	24Vdc±10%	110Vdc±10%	220Vdc±10%
Input current	Approx. 22mA	Approx. 4.6mA	Approx. 4.2mA
Response voltage	85%Ue	85%Ue	85%Ue
Release voltage	30%Ue	30%Ue	30%Ue
Response time	15ms	15ms	15ms
Release time	5ms	5ms	5ms
Max. output switching voltage	250Vac/30Vdc	250Vac/30Vdc	250Vac/30Vdc
Max. output switching current	10A	10A	10A
Max. switching frequency(rated load)	1800 cycles/h	1800 cycles/h	1800 cycles/h
Contact material	AgCdo	AgCdo	AgCdo
Mechanical life	1×10^7	1×10^7	1×10^7
Electrical life	1×10^5	1×10^5	1×10^5

General data	
Test voltage(winding/contact)	2500Vac
Test voltage(contact/contact), normally open	1000Vac
Pollution degree	2
Working temperature	-25˚C ~ +40˚C
Cross section(AWG)	AWG20 ~ 13
Cross section	0.5mm² ~ 2.5mm²

Dimension	
Thickness	As shown in the figure 1
Width	As shown in the figure 1
Height	As shown in the figure 1

UDK2-R16M □

Relay module
16-channel relay



Electrical schematic

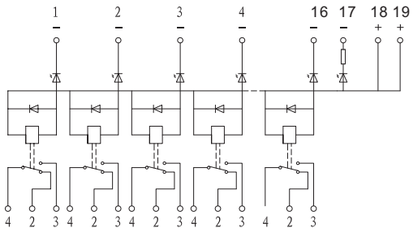

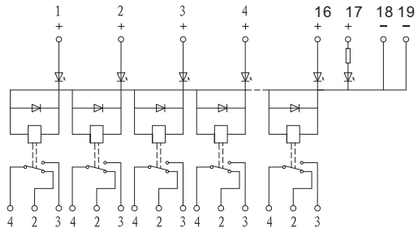

Ordering data		Type	Order no.
16-channel module	24Vdc	UDK2-R16M24Vdc	324045
	110Vdc	UDK2-R16M110Vdc	324046
	220Vdc	UDK2-R16M220Vdc	324047
16-channel module	24Vdc	UDK2-R16M24Vdc/GZ	324048
	110Vdc	UDK2-R16M110Vdc/GZ	324049
	220Vdc	UDK2-R16M220Vdc/GZ	324050

Dimension

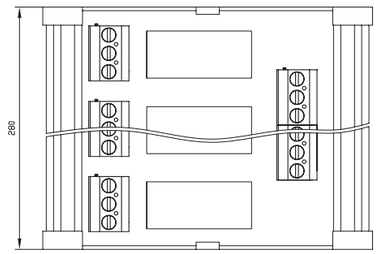

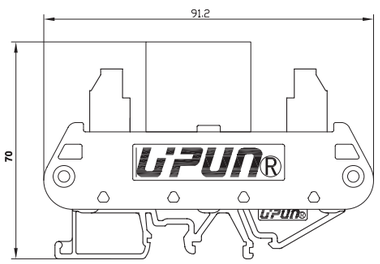

Figure 1

Technical data

Type	UDK2...24Vdc	UDK2...110Vdc	UDK2...220Vdc
Input voltage	24Vdc±10%	110Vdc±10%	220Vdc±10%
Input current	Approx. 22mA	Approx. 4.6mA	Approx. 4.2mA
Response voltage	85%Ue	85%Ue	85%Ue
Release voltage	30%Ue	30%Ue	30%Ue
Response time	15ms	15ms	15ms
Release time	5ms	5ms	5ms
Max. output switching voltage	250Vac/30Vdc	250Vac/30Vdc	250Vac/30Vdc
Max. output switching current	10A	10A	10A
Max. switching frequency(rated load)	1800 cycles/h	1800 cycles/h	1800 cycles/h
Contact material	AgCdo	AgCdo	AgCdo
Mechanical life	1×10^7	1×10^7	1×10^7
Electrical life	1×10^5	1×10^5	1×10^5

General data

Test voltage(winding/contact)	2500Vac
Test voltage(contact/contact), normally open	1000Vac
Pollution degree	2
Working temperature	-25˚C ~ +40˚C
Cross section(AWG)	AWG20 ~ 13
Cross section	0.5mm² ~ 2.5mm²

Dimension

Thickness	As shown in the figure 1
Width	As shown in the figure 1
Height	As shown in the figure 1

UDK2-R4M...DB9 □

Relay module
4-channel relay

Electrical schematic

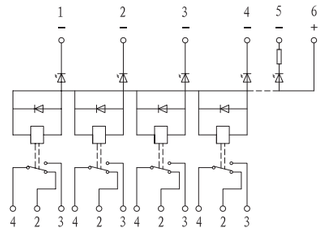

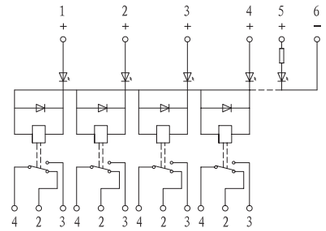

Ordering data		Type	Order no.
4-channel module	24Vdc	UDK2-R4M24Vdc-DB9	324051
Note:"Z" means male connector, female connector without "Z"		UDK2-R4M24Vdc-DB9Z	324052
4-channel module	24Vdc	UDK2-R4M24Vdc/GZ-DB9	324053
Note:"Z" means male connector, female connector without "Z"		UDK2-R4M24Vdc/GZ-DB9Z	324054

Dimension

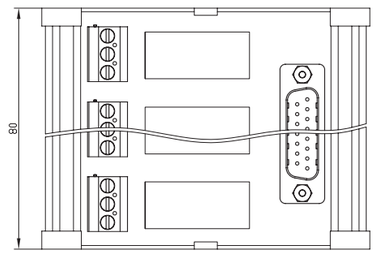

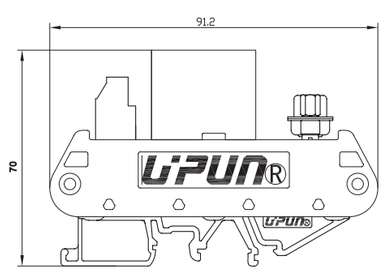

Figure 1

Technical data

Type	UDK2...24Vdc
Input voltage	24Vdc±10%
Input current	Approx. 22mA
Response voltage	85%Ue
Release voltage	30%Ue
Response time	15ms
Release time	5ms
Max. output switching voltage	250Vac/30Vdc
Max. output switching current	10A
Max. switching frequency(rated load)	1800 cycles/h
Contact material	AgCdo
Mechanical life	1×10^7
Electrical life	1×10^5

General data

Test voltage(winding/contact)	2500Vac
Test voltage(contact/contact), normally open	1000Vac
Pollution degree	2
Working temperature	-25˚C ~ +40˚C
Cross section(AWG)	AWG20 ~ 13
Cross section	0.5mm² ~ 2.5mm²

Dimension

Thickness	As shown in the figure 1
Width	As shown in the figure 1
Height	As shown in the figure 1

UDK2-R8M...DB15 □

Relay module
8-channel relay



Electrical schematic

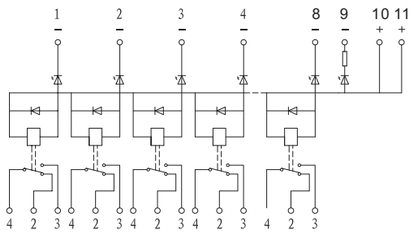

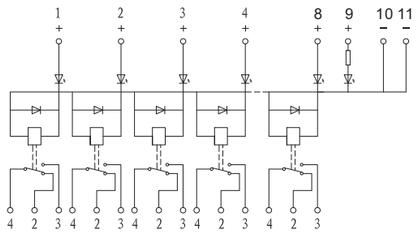

Ordering data		Type	Order no.
8-channel module	24Vdc	UDK2-R8M24Vdc-DB15	324055
Note:"Z" means male connector, female connector without "Z"		UDK2-R8M24Vdc-DB15Z	324056
8-channel module	24Vdc	UDK2-R8M24Vdc/GZ-DB15	324057
Note:"Z" means male connector, female connector without "Z"		UDK2-R8M24Vdc/GZ-DB15Z	324058

Technical data	
Type	UDK2...24Vdc
Input voltage	24Vdc±10%
Input current	Approx. 22mA
Response voltage	85%Ue
Release voltage	30%Ue
Response time	15ms
Release time	5ms
Max. output switching voltage	250Vac/30Vdc
Max. output switching current	10A
Max. switching frequency(rated load)	1800 cycles/h
Contact material	AgCdo
Mechanical life	1×10^7
Electrical life	1×10^5

General data	
Test voltage(winding/contact)	2500Vac
Test voltage(contact/contact), normally open	1000Vac
Pollution degree	2
Working temperature	-25˚C ~ +40˚C
Cross section(AWG)	AWG20 ~ 13
Cross section	0.5mm² ~ 2.5mm²

Dimension	
Thickness	As shown in the figure 1
Width	As shown in the figure 1
Height	As shown in the figure 1

Dimension

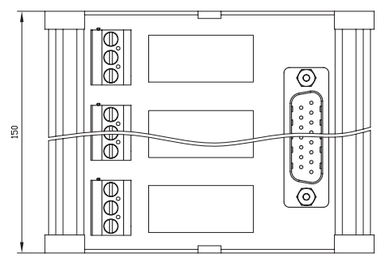

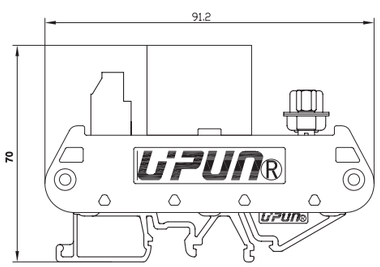

Figure 1

UDK2-R16M...DB25 □

Relay module
16-channel relay

Electrical schematic

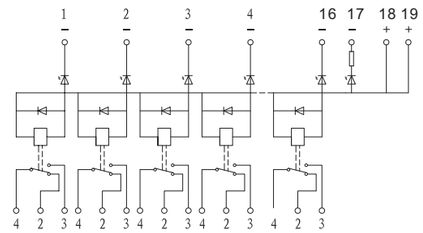

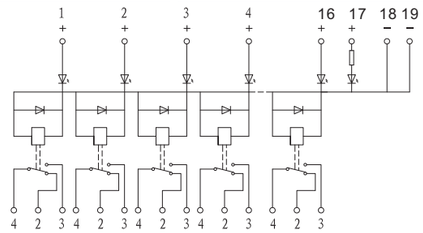

Ordering data		Type	Order no.
16-channel module	24Vdc	UDK2-R16M24Vdc-DB25	324059
Note:"Z" means male connector, female connector without "Z"		UDK2-R16M24Vdc-DB25Z	324060
16-channel module	24Vdc	UDK2-R16M24Vdc/GZ-DB25	324061
Note:"Z" means male connector, female connector without "Z"		UDK2-R16M24Vdc/GZ-DB25Z	324062

Technical data	
Type	UDK2...24Vdc
Input voltage	24Vdc±10%
Input current	Approx. 22mA
Response voltage	85%Ue
Release voltage	30%Ue
Response time	15ms
Release time	5ms
Max. output switching voltage	250Vac/30Vdc
Max. output switching current	10A
Max. switching frequency(rated load)	1800 cycles/h
Contact material	AgCdo
Mechanical life	1×10^7
Electrical life	1×10^5

General data	
Test voltage(winding/contact)	2500Vac
Test voltage(contact/contact), normally open	1000Vac
Pollution degree	2
Working temperature	-25˚C ~ +40˚C
Cross section(AWG)	AWG20 ~ 13
Cross section	0.5mm² ~ 2.5mm²

Dimension	
Thickness	As shown in the figure 1
Width	As shown in the figure 1
Height	As shown in the figure 1

Dimension

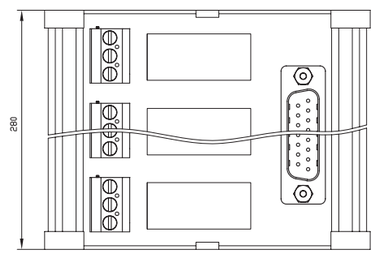

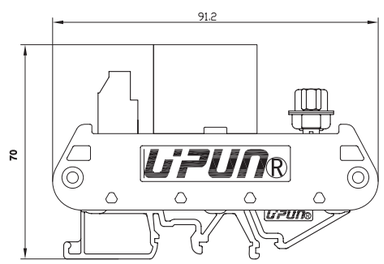

Figure 1

UDK2-R4M...GC10 □

Relay module
4-channel relay

Electrical schematic

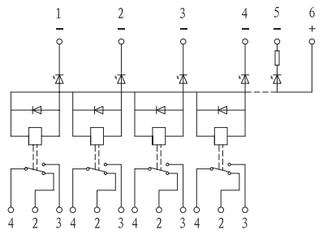

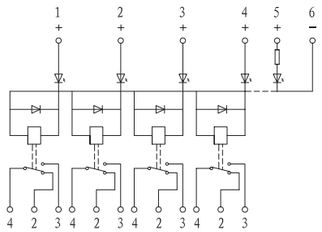

Ordering data		Type	Order no.
4-channel module	24Vdc	UDK2-R4M24Vdc-GC10	324063
4-channel module	24Vdc	UDK2-R4M24Vdc/GZ-GC10	324064

Technical data	
Type	UDK2...24Vdc
Input voltage	24Vdc±10%
Input current	Approx. 22mA
Response voltage	85%Ue
Release voltage	30%Ue
Response time	15ms
Release time	5ms
Max. output switching voltage	250Vac/30Vdc
Max. output switching current	10A
Max. switching frequency(rated load)	1800 cycles/h
Contact material	AgCdo
Mechanical life	1×10^7
Electrical life	1×10^5

General data	
Test voltage(winding/contact)	2500Vac
Test voltage(contact/contact), normally open	1000Vac
Pollution degree	2
Working temperature	-25˚C ~ +40˚C
Cross section(AWG)	AWG20 ~ 13
Cross section	0.5mm² ~ 2.5mm²

Dimension	
Thickness	As shown in the figure 1
Width	As shown in the figure 1
Height	As shown in the figure 1

Dimension

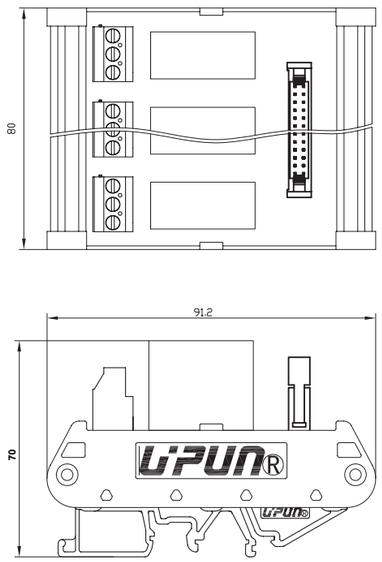

Figure 1

UDK2-R8M...GC20 □

Relay module
8-channel relay

Electrical schematic

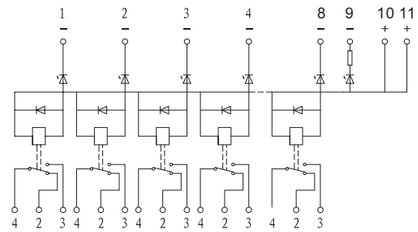

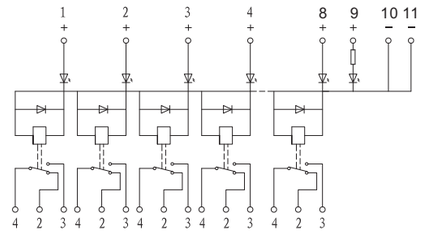

Ordering data		Type	Order no.
8-channel module	24Vdc	UDK2-R8M24Vdc-GC20	324065
8-channel module	24Vdc	UDK2-R8M24Vdc/GZ-GC20	324066

Technical data	
Type	UDK2...24Vdc
Input voltage	24Vdc±10%
Input current	Approx. 22mA
Response voltage	85%Ue
Release voltage	30%Ue
Response time	15ms
Release time	5ms
Max. output switching voltage	250Vac/30Vdc
Max. output switching current	10A
Max. switching frequency(rated load)	1800 cycles/h
Contact material	AgCdo
Mechanical life	1×10^7
Electrical life	1×10^5

General data	
Test voltage(winding/contact)	2500Vac
Test voltage(contact/contact), normally open	1000Vac
Pollution degree	2
Working temperature	-25˚C ~ +40˚C
Cross section(AWG)	AWG20 ~ 13
Cross section	0.5mm² ~ 2.5mm²

Dimension	
Thickness	As shown in the figure 1
Width	As shown in the figure 1
Height	As shown in the figure 1

Dimension

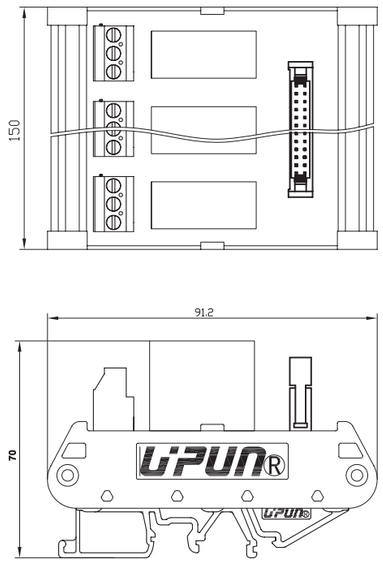

Figure 1

UDK2-R16M...GC20 □

Relay module
16-channel relay

Electrical schematic

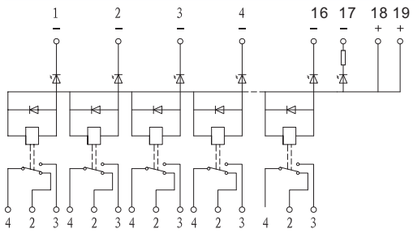

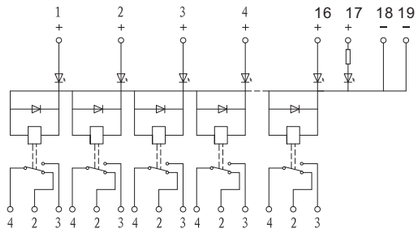

Ordering data		Type	Order no.
16-channel module	24Vdc	UDK2-R16M24Vdc-GC20	324067
16-channel module	24Vdc	UDK2-R16M24Vdc/GZ-GC20	324068

Technical data	
Type	UDK2...24Vdc
Input voltage	24Vdc±10%
Input current	Approx. 22mA
Response voltage	85%Ue
Release voltage	30%Ue
Response time	15ms
Release time	5ms
Max. output switching voltage	250Vac/30Vdc
Max. output switching current	10A
Max. switching frequency(rated load)	1800 cycles/h
Contact material	AgCdo
Mechanical life	1×10^7
Electrical life	1×10^5

General data	
Test voltage(winding/contact)	2500Vac
Test voltage(contact/contact), normally open	1000Vac
Pollution degree	2
Working temperature	-25˚C ~ +40˚C
Cross section(AWG)	AWG20 ~ 13
Cross section	0.5mm² ~ 2.5mm²

Dimension	
Thickness	As shown in the figure 1
Width	As shown in the figure 1
Height	As shown in the figure 1

Dimension

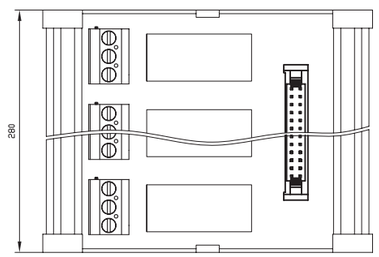

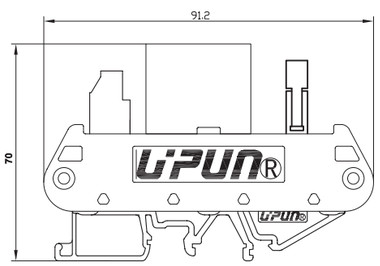

Figure 1

UDK2-R32M □

Relay module
32-channel relay

Electrical schematic

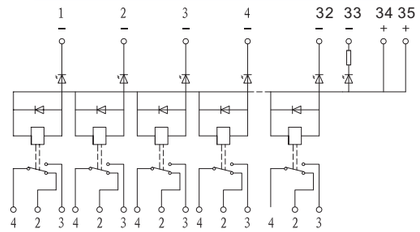

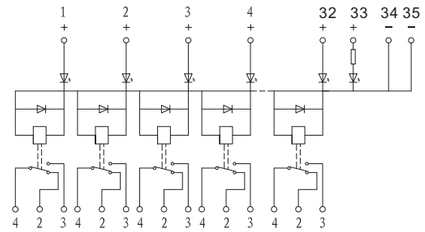

Ordering data		Type	Order no.
32-channel module	24Vdc	UDK2-R32M24Vdc	324069
32-channel module	24Vdc	UDK2-R32M24Vdc/GZ	324070

Technical data	
Type	UDK2...24Vdc
Input voltage	24Vdc±10%
Input current	Approx. 22mA
Response voltage	85%Ue
Release voltage	30%Ue
Response time	15ms
Release time	5ms
Max. output switching voltage	250Vac/30Vdc
Max. output switching current	10A
Max. switching frequency(rated load)	1800 cycles/h
Contact material	AgCdo
Mechanical life	1×10^7
Electrical life	1×10^5

General data	
Test voltage(winding/contact)	2500Vac
Test voltage(contact/contact), normally open	1000Vac
Pollution degree	2
Working temperature	-25˚C ~ +40˚C
Cross section(AWG)	AWG20 ~ 13
Cross section	0.5mm² ~ 2.5mm²

Dimension	
Thickness	As shown in the figure 1
Width	As shown in the figure 1
Height	As shown in the figure 1

Dimension

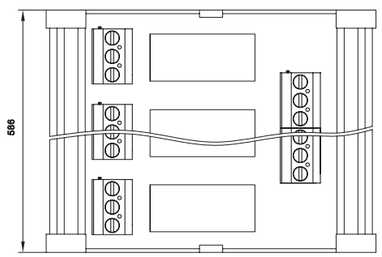

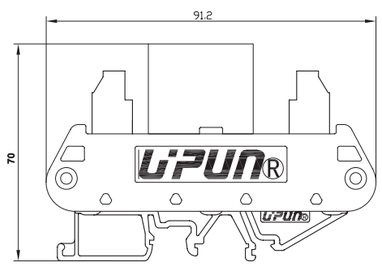

Figure 1

Dimension

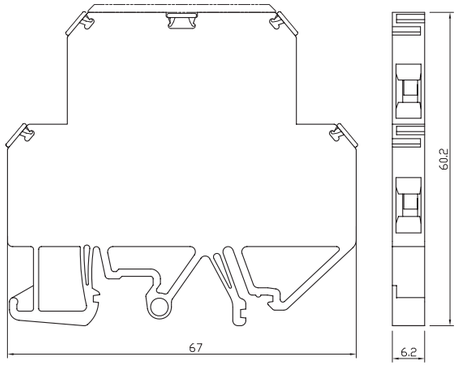

Relay module	UDK-R 5Vdc 1NO	UDK-R 12Vdc 1NO	UDK-R 24Vdc 1NO	UDK-R 24Vdc/C 1NO	UDK-R 24Vac/dc 1NO
Electrical schematic					
	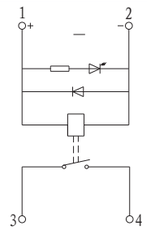	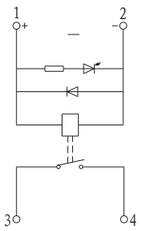	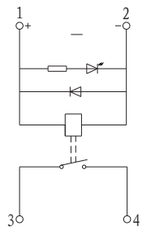	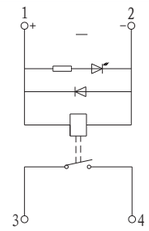	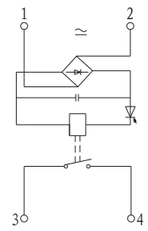
Ordering data	Type / Order no.	Type / Order no.	Type / Order no.	Type / Order no.	Type / Order no.
	UDK-R 5Vdc 322001 UDK-R 5Vdc-P 325016	UDK-R 12Vdc 322002 UDK-R 12Vdc-P 325017	UDK-R 24Vdc 322003 UDK-R 24Vdc-P 325018	UDK-R 24Vdc/C 322004 UDK-R 24Vdc/C-P 325019	UDK-R 24Vac/dc 322009 UDK-R 24Vac/dc-P 325020
Technical data					
Input voltage	5Vdc±10%	12Vdc±10%	24Vdc±10%	24Vdc±10%	24Vac/dc±10%
Input current	Approx. 24mA	Approx. 10mA	Approx. 7.5mA	Approx. 7.5mA	Approx. 7.6mA
Response voltage	85%Ue	85%Ue	85%Ue	85%Ue	85%Ue
Release voltage	30%Ue	30%Ue	30%Ue	30%Ue	30%Ue
Response time	8ms	8ms	8ms	8ms	8ms
Release time	4ms	4ms	4ms	4ms	4ms
Max. output switching voltage	250Vac/30Vdc	250Vac/30Vdc	250Vac/30Vdc	250Vac/30Vdc	250Vac/30Vdc
Max. output switching current	5A	5A	5A	5A	5A
Max. switching frequency(rated load)	1200 cycles/h	1200 cycles/h	1200 cycles/h	1200 cycles/h	1200 cycles/h
Contact material	AgCdo	AgCdo	AgCdo	AgCdo	AgCdo
Mechanical life	2×10^7	2×10^7	2×10^7	2×10^7	2×10^7
Electrical life	1×10^5	1×10^5	1×10^5	1×10^5	1×10^5
General data					
Test voltage(winding/contact)	2500Vac	2500Vac	2500Vac	2500Vac	2500Vac
Test voltage(contact/contact), normally open	1000Vac	1000Vac	1000Vac	1000Vac	1000Vac
Pollution degree	2	2	2	2	2
Cross section(AWG)	AWG20 ~ 12	AWG20 ~ 12	AWG20 ~ 12	AWG20 ~ 12	AWG20 ~ 12
Cross section	0.5mm² ~ 4mm²	0.5mm² ~ 4mm²	0.5mm² ~ 4mm²	0.5mm² ~ 4mm²	0.5mm² ~ 4mm²
Dimension					
Width/Thickness/Height	65.5/6.2/57mm	65.5/6.2/57mm	65.5/6.2/57mm	65.5/6.2/57mm	65.5/6.2/57mm
Accessories	Type / Order no.	Type / Order no.	Type / Order no.	Type / Order no.	Type / Order no.
Dustproof cover	UDK-F 312002	UDK-F 312002	UDK-F 312002	UDK-F 312002	UDK-F 312002
End cover	UDK-G 312001	UDK-G 312001	UDK-G 312001	UDK-G 312001	UDK-G 312001
Insertion bridge					
2-pos.	UEB 2-6 013019	UEB 2-6 013019	UEB 2-6 013019	UEB 2-6 013019	UEB 2-6 013019
3-pos.	UEB 3-6 013027	UEB 3-6 013027	UEB 3-6 013027	UEB 3-6 013027	UEB 3-6 013027
10-pos.	UEB10-6 013013	UEB10-6 013013	UEB10-6 013013	UEB10-6 013013	UEB10-6 013013

Relay module	UDK-R 48Vdc 1NO	UDK-R 110Vac/dc 1NO	UDK-R 220Vac 1NO
Electrical schematic			
	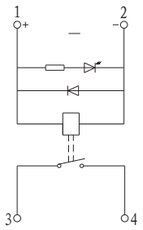	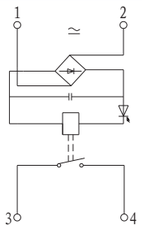	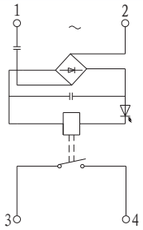
Ordering data	Type / Order no.	Type / Order no.	Type / Order no.
	UDK-R 48Vdc 322005 UDK-R 48Vdc-P 325021	UDK-R 110Vac/dc 322007 UDK-R 110Vac/dc-P 325022	UDK-R 220Vac 322008 UDK-R 220Vac-P 325023
Technical data			
Input voltage	48Vdc±10%	110Vac/dc±10%	220Vac±10%
Input current	Approx. 6mA	Approx. 6mA	Approx. 6mA
Response voltage	85%Ue	85%Ue	85%Ue
Release voltage	30%Ue	30%Ue	30%Ue
Response time	8ms	10ms	10ms
Release time	4ms	5ms	5ms
Max. output switching voltage	250Vac/30Vdc	250Vac/30Vdc	250Vac/30Vdc
Max. output switching current	5A	5A	5A
Max. switching frequency(rated load)	1200 cycles/h	1200 cycles/h	1200 cycles/h
Contact material	AgCdo	AgCdo	AgCdo
Mechanical life	2×10^7	2×10^7	2×10^7
Electrical life	1×10^5	1×10^5	1×10^5
General data			
Test voltage(winding/contact)	2500Vac	2500Vac	2500Vac
Test voltage(contact/contact), normally open	1000Vac	1000Vac	1000Vac
Pollution degree	2	2	2
Cross section(AWG)	AWG20 ~ 12	AWG20 ~ 12	AWG20 ~ 12
Cross section	0.5mm² ~ 4mm²	0.5mm² ~ 4mm²	0.5mm² ~ 4mm²
Dimension			
Width/Thickness/Height	65.5/6.2/57mm	65.5/6.2/57mm	65.5/6.2/57mm
Accessories	Type / Order no.	Type / Order no.	Type / Order no.
Dustproof cover	UDK-F 312002	UDK-F 312002	UDK-F 312002
End cover	UDK-G 312001	UDK-G 312001	UDK-G 312001
Insertion bridge			
2-pos.	UEB 2-6 013019	UEB 2-6 013019	UEB 2-6 013019
3-pos.	UEB 3-6 013027	UEB 3-6 013027	UEB 3-6 013027
10-pos.	UEB10-6 013013	UEB10-6 013013	UEB10-6 013013

Dimension

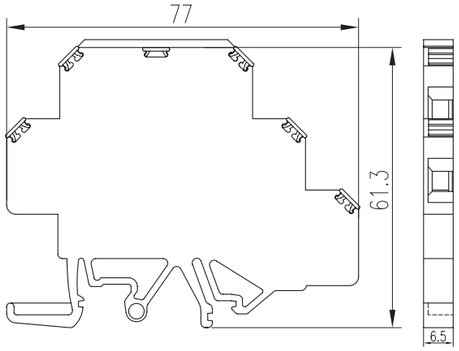

Relay module	UDK3-RI 12Vdc 1 change-over
Electrical schematic	
	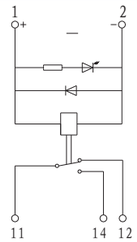
Ordering data	Type / Order no.
	UDK3-RI 12Vdc 325001 UDK3-RI 12Vdc-P 325024
Technical data	
Input voltage	12Vdc±10%
Input current	Approx. 10mA
Response voltage	85%Ue
Release voltage	30%Ue
Response time	8ms
Release time	4ms
Max. output switching voltage	250Vac/30Vdc
Max. output switching current	6A
Max. switching frequency(rated load)	1200 cycles/h
Contact material	AgCdo
Mechanical life	2×10^7
Electrical life	1×10^5
General data	
Test voltage(winding/contact)	2500Vac
Test voltage(contact/contact), normally open	1000Vac
Pollution degree	2
Cross section(AWG)	AWG20 ~ 12
Cross section	0.5mm² ~ 4mm²
Dimension	
Width/Thickness/Height	77/6.5/61.3mm
Accessories	Type / Order no.
Dustproof cover	UDK-F 312002
End cover	UDK3-G 312003
Insertion bridge	
2-pos.	UEB 2-6 013019
3-pos.	UEB 3-6 013027
10-pos.	UEB10-6 013013

Relay module

	UDK3-RI 24Vdc 1 change-over	UDK3-RI 24Vac/dc 1 change-over	UDK3-RI 48Vdc 1 change-over	UDK3-RI 110Vac/dc 1 change-over	UDK3-RI 220Vac 1 change-over
Electrical schematic					
	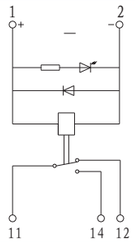	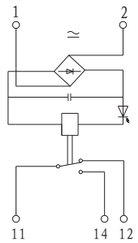	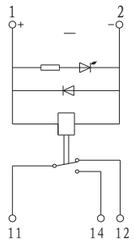	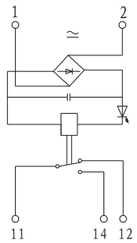	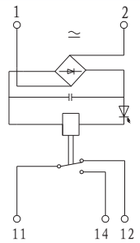
Ordering data	Type / Order no.	Type / Order no.	Type / Order no.	Type / Order no.	Type / Order no.
	UDK3-RI 24Vdc 325002 UDK3-RI 24Vdc-P 325025	UDK3-RI 24Vac/dc 325007 UDK3-RI 24Vac/dc-P 325026	UDK3-RI 48Vdc 325003 UDK3-RI 48Vdc-P 325027	UDK3-RI 110Vac/dc 325005 UDK3-RI 110Vac/dc-P 325028	UDK3-RI 220Vac 322006 UDK3-RI 220Vac-P 325029
Technical data					
Input voltage	24Vdc±10%	24Vac/dc±10%	48Vdc±10%	110Vac/dc±10%	220Vac±10%
Input current	Approx. 7.5mA	Approx. 7mA	Approx. 6mA	Approx. 6mA	Approx. 6mA
Response voltage	85%Ue	85%Ue	85%Ue	85%Ue	85%Ue
Release voltage	30%Ue	30%Ue	30%Ue	30%Ue	30%Ue
Response time	8ms	8ms	8ms	8ms	8ms
Release time	4ms	4ms	4ms	4ms	4ms
Max. output switching voltage	250Vac/30Vdc	250Vac/30Vdc	250Vac/30Vdc	250Vac/30Vdc	250Vac/30Vdc
Max. output switching current	6A	6A	6A	6A	6A
Max. switching frequency(rated load)	1200 cycles/h	1200 cycles/h	1200 cycles/h	1200 cycles/h	1200 cycles/h
Contact material	AgCdo	AgCdo	AgCdo	AgCdo	AgCdo
Mechanical life	2×10^7	2×10^7	2×10^7	2×10^7	2×10^7
Electrical life	1×10^5	1×10^5	1×10^5	1×10^5	1×10^5
General data					
Test voltage(winding/contact)	2500Vac	2500Vac	2500Vac	2500Vac	2500Vac
Test voltage(contact/contact), normally open	1000Vac	1000Vac	1000Vac	1000Vac	1000Vac
Pollution degree	2	2	2	2	2
Cross section(AWG)	AWG20 ~ 12	AWG20 ~ 12	AWG20 ~ 12	AWG20 ~ 12	AWG20 ~ 12
Cross section	0.5mm² ~ 4mm²	0.5mm² ~ 4mm²	0.5mm² ~ 4mm²	0.5mm² ~ 4mm²	0.5mm² ~ 4mm²
Dimension					
Width/Thickness/Height	77/6.5/61.3mm	77/6.5/61.3mm	77/6.5/61.3mm	77/6.5/61.3mm	77/6.5/61.3mm
Accessories	Type / Order no.	Type / Order no.	Type / Order no.	Type / Order no.	Type / Order no.
Dustproof cover	UDK-F 312002	UDK-F 312002	UDK-F 312002	UDK-F 312002	UDK-F 312002
End cover	UDK3-G 312003	UDK3-G 312003	UDK3-G 312003	UDK3-G 312003	UDK3-G 312003
Insertion bridge					
2-pos. 	UEB 2-6 013019	UEB 2-6 013019	UEB 2-6 013019	UEB 2-6 013019	UEB 2-6 013019
3-pos.	UEB 3-6 013027	UEB 3-6 013027	UEB 3-6 013027	UEB 3-6 013027	UEB 3-6 013027
10-pos.	UEB10-6 013013	UEB10-6 013013	UEB10-6 013013	UEB10-6 013013	UEB10-6 013013

UDK-R Relay module

UDK-R Relay module

Dimension

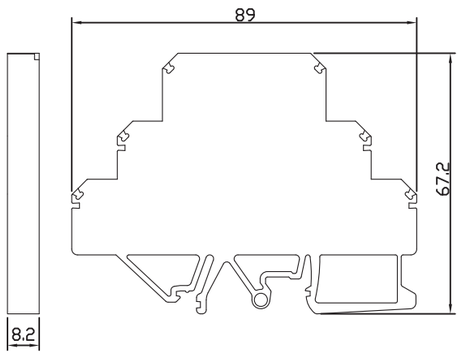

Relay module	UDK6-RKD 24Vdc 1NO, output with freewheeling diode	UDK6-RK 24Vdc 1NO, output with RC	UDK6-RBD 24Vdc 1NC, output with freewheeling diode	UDK6-RB 24Vdc 1NC, output with RC	UDK6-RKD 220Vac 1NO, output with freewheeling diode
Electrical schematic					
	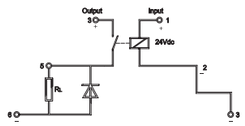	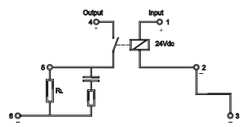	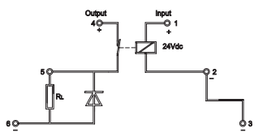	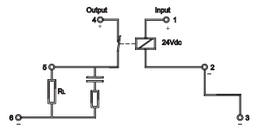	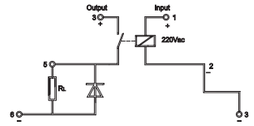
Ordering data	Type / Order no.	Type / Order no.	Type / Order no.	Type / Order no.	Type / Order no.
	UDK6-RKD 24Vdc / 325008	UDK6-RK24Vdc / 325009	UDK6-RBD 24Vdc / 325010	UDK6-RB 24Vdc / 325011	UDK6-RKD 220Vac / 325012
Technical data					
Input voltage	24Vdc±10%	24dc±10%	24Vdc±10%	24dc±10%	220Vac±10%
Input current	Approx. 7mA	Approx. 7mA	Approx. 7mA	Approx. 7mA	Approx. 6mA
Response voltage	85%Ue	85%Ue	85%Ue	85%Ue	85%Ue
Release voltage	30%Ue	30%Ue	30%Ue	30%Ue	30%Ue
Response time	8ms	8ms	8ms	8ms	10ms
Release time	4ms	4ms	4ms	4ms	8ms
Max. output switching voltage	220Vdc/30Vdc	250Vac/30Vdc	220Vdc/30Vdc	250Vac/30Vdc	220Vdc/30Vdc
Max. output switching current	0.2A/6A	6A	0.2A/6A	6A	0.2A/6A
Max. switching frequency(rated load)	1200 cycles/h	1200 cycles/h	1200 cycles/h	1200 cycles/h	1200 cycles/h
Contact material	AgCdo	AgCdo	AgCdo	AgCdo	AgCdo
Mechanical life	2×10^7	2×10^7	2×10^7	2×10^7	2×10^7
Electrical life	1×10^5	1×10^5	1×10^5	1×10^5	1×10^5
General data					
Test voltage(winding/contact)	2500Vac	2500Vac	2500Vac	2500Vac	2500Vac
Test voltage(contact/contact), normally open	1000Vac	1000Vac	1000Vac	1000Vac	1000Vac
Pollution degree	2	2	2	2	2
Cross section(AWG)	AWG20 ~ 12	AWG20 ~ 12	AWG20 ~ 12	AWG20 ~ 12	AWG20 ~ 12
Cross section	0.5mm² ~ 4mm²	0.5mm² ~ 4mm²	0.5mm² ~ 4mm²	0.5mm² ~ 4mm²	0.5mm² ~ 4mm²
Dimension					
Width/Thickness/Height	89/8.2/67.2mm	89/8.2/67.2mm	89/8.2/67.2mm	89/8.2/67.2mm	89/8.2/67.2mm
Accessories	Type / Order no.	Type / Order no.	Type / Order no.	Type / Order no.	Type / Order no.
Dustproof cover	UDK6-F / 312005	UDK6-F / 312005	UDK6-F / 312005	UDK6-F / 312005	UDK6-F / 312005
End cover	UDK6-G / 312004	UDK6-G / 312004	UDK6-G / 312004	UDK6-G / 312004	UDK6-G / 312004

UDK-R Relay module

Relay module

UDK6-RK 220Vac
1NO, output with RC

UDK6-RBD 220Vac
1NC, output with freewheeling diode

UDK6-RB 220Vac
1NC, output with RC

Electrical schematic

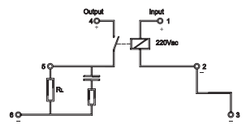

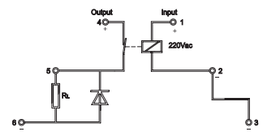

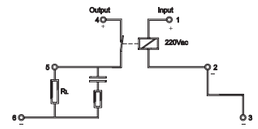

Ordering data	Type	Order no.	Type	Order no.	Type	Order no.
	UDK6-RK220Vac	325013	UDK6-RBD 220Vac	325014	UDK6-RB 220Vac	325015
Technical data						
Input voltage	24dc±10%		24Vdc±10%		24dc±10%	
Input current	Approx. 6mA		Approx. 6mA		Approx. 6mA	
Response voltage	85%Ue		85%Ue		85%Ue	
Release voltage	30%Ue		30%Ue		30%Ue	
Response time	10ms		10ms		10ms	
Release time	8ms		8ms		8ms	
Max. output switching voltage	250Vac/30Vdc		220Vdc/30Vdc		250Vac/30Vdc	
Max. output switching current	6A		0.2A/6A		6A	
Max. switching frequency(rated load)	1200 cycles/h		1200 cycles/h		1200 cycles/h	
Contact material	AgCdo		AgCdo		AgCdo	
Mechanical life	2×10^7		2×10^7		2×10^7	
Electrical life	1×10^5		1×10^5		1×10^5	
General data						
Test voltage(winding/contact)	2500Vac		2500Vac		2500Vac	
Test voltage(contact/contact), normally open	1000Vac		1000Vac		1000Vac	
Pollution degree	2		2		2	
Cross section(AWG)	AWG20 ~ 12		AWG20 ~ 12		AWG20 ~ 12	
Cross section	0.5mm² ~ 4mm²		0.5mm² ~ 4mm²		0.5mm² ~ 4mm²	
Dimension						
Width/Thickness/Height	89/8.2/67.2mm		89/8.2/67.2mm		89/8.2/67.2mm	
Accessories	**Type**	**Order no.**	**Type**	**Order no.**	**Type**	**Order no.**
Dustproof cover	UDK6-F	312005	UDK6-F	312005	UDK6-F	312005
End cover	UDK6-G	312004	UDK6-G	312004	UDK6-G	312004