因联结而喜悦!!
Delight Through Connections

DINKLE ENTERPRISE CO., LTD.

No.19,Wuquan 2nd Road., Wugu District,
New Taipei City 24890, Taiwan
TEL:+886-2-8069-9000 7705-6900
FAX:+886-2-2290-1702
E-mail:service@dinkle.com
Web:www.dinkle.com

DINKLE INTERNATIONAL CO., LTD.

No.19,Wuquan 2nd Road., Wugu District,
New Taipei City 24890, Taiwan
TEL:+886-2-8069-9000 7705-6900
FAX:+886-2-2290-1702
E-mail:service@dinkle.com
Web:www.dinkle.com

OPTIKLE INTERNATIONAL CO., LTD.

Room 29, 1/F, Block B, Proficient Industrial Center,
No.6 Wang Kwun Road, Kowloon Bay, Kowloon,
Hong Kong
TEL:+852-2795-3840 2758-8005
FAX:+852-2753-6919
E-mail: Service.LY.Sales@dinkle.com.cn
Web:www.dinkle.com

DINKLE ELECTRIC MACHINERY (CHINA) CO., LTD.

No.388,Xingpu Mid RD,Shipu Business Adminstration Estate,
Qiandeng Town, Kunshan City, Jiangsu Province, China
TEL:+86-512-5708-8588
FAX:+86-512-5708-8600
E-mail: Service.SH.Sales@dinkle.com.cn
Web: www.dinkle.com/kscn/

LIYAN ELECTRIC MACHINERY (DONGGUAN) CO., LTD.

No.16 2st street Jinqian Ridge, Jiming gang village,
Huangjiang town, Dongguan City, Guangdong Province
TEL:+86-769-8336-4350 8336-4370
FAX:+86-769-8336-4314
E-mail: Service.LY.Sales@dinkle.com.cn
Web: www.dinkle.com/cn/

DINKLE CORPORATION, USA

13748 Pike Road. Missouri City, Texas, USA 77489
TEL:+1-832-539-4703
Toll-Free:+1-844-273-1850
FAX:+1-832-532-7226
E-mail: Service.US.Sales@dinkle.com
Web: www.dinkle.com/en/home

DINKLE S.R.L., ITALY

Via Stabilini n°14, 23864 Malgrate (LC), Italia
TEL:+39/0341176154
E-mail: Service.It.Sales@dinkle.com
Web:www.dinkle.com/it/

DINKLE ELECTRIC TRADING (SHANGHAI) CO., LTD.

Unit 3706, 2 Grand Gateway, No. 3 Hongqiao Road,
Xuhui District, Shanghai City.
TEL:+86-21-6487-0636 6487-5423
FAX:+86-21-3356-2500
E-mail: Service.SH.Sales@dinkle.com.cn
Web: www.dinkle.com/cn/

Beijing Sales Office
TEL:+86-10-5873-4338
FAX:+86-10-5873-4337
E-mail: Service.SH.Sales@dinkle.com.cn
Web: www.dinkle.com/cn/

Xi An Sales Office
TEL:+86-29-8885-8475
FAX:+86-21-3356-2500
E-mail: Service.SH.Sales@dinkle.com.cn
Web: www.dinkle.com/cn/

E-mail : service@dinkle.com
Web : www.dinkle.com

Dinkle remains the right of product modification and engineering change of design. The catalogue is for reference only. The final product is made according to actual engineering drawing.

弊社標準品に関しては、修正や設計変更等が行われるため、カタログは参考であり、詳細仕様は図面を基準とする。

本公司對產品保有修改、設變權，目錄僅供參考，實際產品仍需依照工程圖面為準。

APR./2022

Terminal Block



DINKLE ENTERPRISE CO., LTD.

DC-34.1

Company Profile

Founded in 1983, Dinkle now has been a leading global manufacturer of electrical connection and components for industrial automation technology and contributes in developing and manufacturing products for electrical connectivity, electrical cabinets and communication electronics. With over 400 engineers in the R&D center, all components are manufactured in-house to ensure the outstanding product performance and quality. All production sites are granted by ISO9001 and ISO 14001 and the products are certified by safety approvals of UL, VDE, TUV, ENEC and LR.

2022
Thermo transfer printer
TMP-004

2021
Stud terminal blocks

2020
Barrier connection terminal blocks

2019
Thermo transfer printer
TMP-002

2016
Feed-through terminal blocks-
Push-in design (PID)

2015
I/O Modules

2014
Pluggable & PCB type terminal
blocks Push-in design (PID)

2007
Miniature Feed-through terminal blocks-
Screw clamp

2000
Feed-through terminal blocks-
Spring Clamp

1999
PCB type terminal blocks-
Spring clamp

1994
Feed-through terminal blocks-
Screw clamp



1990
Pluggable type terminal blocks-
Spring clamp

1985
PCB type terminal blocks-
Screw clamp

1983
Barrier type
terminal blocks

Push-in Design Terminal Blocks

Feed-through Terminal Blocks

DP..N		
	1.5 mm² 2.5 mm² 4 mm² 6 mm²	P.3 P.3 P.3 P.4
DP..		
	10 mm² 16 mm²	P.4 P.4

Feed-through Grounding Terminal Blocks

DP..N-PE		
	1.5 mm² 2.5 mm² 4 mm² 6 mm²	P.9 P.9 P.9 P.10
DP..-PE		
	10 mm² 16 mm²	P.10 P.10

Feed-through 3-Conductor Terminal Blocks

DP..N-TN		
	1.5 mm² 2.5 mm² 4 mm² 6 mm²	P.5 P.5 P.5 P.6
DP..-TN		
	10 mm²	P.6

Feed-through 3-Conductor Grounding Terminal Blocks

DP..N-TN-PE		
	1.5 mm² 2.5 mm² 4 mm² 6 mm²	P.11 P.11 P.11 P.12
DP..-TN-PE		
	10 mm²	P.12

Feed-through 4-Conductor Terminal Blocks

DP..N-TR		
	1.5 mm² 2.5 mm² 4 mm² 6 mm²	P.7 P.7 P.7 P.8

Feed-through 4-Conductor Grounding Terminal Blocks

DP..N-TR-PE		
	1.5 mm² 2.5 mm² 4 mm² 6 mm²	P.13 P.13 P.13 P.14

Feed-through Multi-Level Terminal Blocks

DPP..N		
	1.5 mm² 2.5 mm² 4 mm²	P.15 P.16 P.16
	2.5 mm²	P.16

Multi-Level Terminal Blocks with Equipotential Bonder

DPP..N-PV		
	1.5 mm² 2.5 mm² 4 mm²	P.17 P.17 P.17
	2.5 mm²	P.18

Multi-Level Terminal Blocks with PE Foot

DPP..N-..L2PE		
	1.5 mm² 2.5 mm² 4 mm²	P.19 P.19 P.19
	DP2.5N-3L-L3PE DP2.5N-3L-SPE DP4-3L-SPE	P.20 P.20 P.20

Multi-Level Grounding Terminal Blocks

DPP..N-PE		
	1.5 mm² 2.5 mm² 4 mm²	P.21 P.21 P.21
	DP2.5N-3L-PE	P.22

Push-in Design Terminal Blocks

Bi-Level Diode Terminal Blocks

	DPP2.5N-D01 DPP2.5N-D02 DPP2.5N-D03 DPP2.5N-D04	P.23 P.24 P.24 P.24

Potential distribution Terminal Blocks

	DPD6-P001 DPD6-P002	P.26 P.26
	DPD10-P001 DPD10-P002 DPD16-P001 DKD35-P001 DKD35-P002 DKD35-P003	P.27 P.27 P.27 P.28 P.28 P.28

Sensor / Actuator Terminal Blocks

	DP2.5SGQK01 DP2.5SGQK02 DP2.5SGQK03 DP2.5SGQK04 DP2.5SGQK05	P.29 P.30 P.30 P.30 P.30
	DP2.5SG DP2.5SGT DP2.5SGC-PE DP2.5SGR DP2.5SGRT DP2.5SGRC-PE 0207-01XX	P.31 P.31 P.31 P.32 P.32 P.32 P.32

Plug-in Connection Terminal Blocks

	DPES2.5QK01 DPES2.5QK02 DPES2.5QK03 DPES2.5QK04 DPES2.5QK05 DPES2.5 DPES2.5-PE DP2.5PG-XXP	P.33 P.34 P.34 P.34 P.34 P.35 P.35 P.35

Knife and Disconnect Terminal Blocks

DP..-TP		
	2.5 mm² 4 mm²	P.37 P.38
DP..-TG		
	2.5 mm² 4 mm²	P.37 P.38
DP..-CP		
	2.5 mm² 4 mm²	P.37 P.38

Bi-Level Knife and Disconnect Terminal Blocks

DPP..-TP		
	2.5 mm²	P.39
DPP..-TG		
	2.5 mm²	P.39
DPP..-CP		
	2.5 mm²	P.39

Lever-Type Fuse Disconnect Terminal Blocks

	DP4-TF(5x20) DP4-TFLXX(5x20) DP6-TF(6.3X32) DP6-TFLXX(6.3X32)	P.41 P.41 P.41 P.42
	DP4-TFH(5x20) DP4-TFHLXX(5x20)	P.42 P.42

Fuse Disconnect Terminal Blocks

	DP4N-TFU DP4N-TFULXX	P.43 P.43
	DP4N-TFU(5x20) DP4N-TFULXX(5x20)	P.44 P.44

Test Disconnect Terminal Blocks

	DPTD6N DPTL6N	P.45 P.45

Diode Terminal Blocks

	DPTD6N-D05 DPTD6N-D06	P.46 P.46

Spring Clamp Terminal Blocks

Feed-through Terminal Blocks

AK..		
	1.5 mm²	P.49
	2.5 mm²	P.49
	4 mm²	P.49
	6 mm²	P.50
	10 mm²	P.50
	16 mm²	P.50
	35 mm²	P.50

Feed-through Grounding Terminal Blocks

AK..-PE		
	1.5 mm²	P.55
	2.5 mm²	P.55
	4 mm²	P.55
	6 mm²	P.56
	10 mm²	P.56
	16 mm²	P.56

Feed-through 3-Conductor Terminal Blocks

AK..-TN		
	1.5 mm²	P.51
	2.5 mm²	P.51
	4 mm²	P.51
	6 mm²	P.52
	10 mm²	P.52
	16 mm²	P.52

3-Conductor Grounding Terminal Blocks

AK..-TN-PE		
	1.5 mm²	P.57
	2.5 mm²	P.57
	4 mm²	P.57
	6 mm²	P.58
	10 mm²	P.58

Feed-through 4-Conductor Terminal Blocks

AK..-TR		
	1.5 mm²	P.53
	2.5 mm²	P.53
	4 mm²	P.53
	6 mm²	P.54

4-Conductor Grounding Terminal Blocks

AK..-TR-PE		
	1.5 mm²	P.59
	2.5 mm²	P.59
	4 mm²	P.59
	6 mm²	P.60

Bi-Level Terminal Blocks

	AKK1.5	P.61
	AKK2.5	P.62
	AKK4	P.62
	AKK2.5-PV	P.62
	AKK2.5-PE	P.62

Bi-Level Diode Terminal Blocks

	AKK2.5-D01	P.63
	AKK2.5-D02	P.64
	AKK2.5-D03	P.64
	AKK2.5-D04	P.64

Knife and Disconnect Terminal Blocks

AK..-TP		
	2.5 mm²	P.66
	4 mm²	P.67
AK..-TG		
	2.5 mm²	P.66
	4 mm²	P.67
AK..-CP		
	2.5 mm²	P.66
	4 mm²	P.67

3-Conductor Knife and Disconnect Terminal Blocks

AK..-TN-TP		
	2.5 mm²	P.68
AK..-TN-TG		
	2.5 mm²	P.68
AK..-TN-CP		
	2.5 mm²	P.68

Spring Clamp Terminal Blocks

4-Conductor Knife and Disconnect Terminal Blocks

AK..-TR-TP		
	2.5 mm²	P.69
AK..-TR-TG		
	2.5 mm²	P.69
AK..-TR-CP		
	2.5 mm²	P.69

Fuse Disconnect Terminal Blocks

	AK4-TF(5x20)	P.70
	AK4-TFL(5x20)	P.70

Screw Connection Terminal Blocks

Feed-through Terminal Blocks

DK..N		
	2.5 mm²	P.73
	4 mm²	P.73
	6 mm²	P.73
	10 mm²	P.74
	16 mm²	P.74
	35 mm²	P.74
DK..H		
	16 mm²	P.75
	35 mm²	P.75
DK..		
	50 mm²	P.76
	95 mm²	P.76
	150 mm²	P.76
	240 mm²	P.76

Feed-through Grounding Terminal Blocks

DK..N-PE		
	2.5 mm²	P.79
	4 mm²	P.79
	6 mm²	P.79
	10 mm²	P.80
	16 mm²	P.80
DK..-PE		
	2.5 mm²	P.83
	4 mm²	P.83
	10 mm²	P.83
	16 mm²	P.84
	35 mm²	P.84
	50 mm²	P.84
	95 mm²	P.84

Feed-through 3-Conductor Terminal Blocks

DK..N-TN		
	2.5 mm²	P.77
	4 mm²	P.77
	6 mm²	P.77
	10 mm²	P.78

Feed-through 3-Conductor Grounding Terminal Blocks

DK..N-TN-PE		
	2.5 mm²	P.81
	4 mm²	P.81

Feed-through 4-Conductor Terminal Blocks

DK..N-TR		
	2.5 mm²	P.78
	4 mm²	P.78

Feed-through 4-Conductor Grounding Terminal Blocks

DK..N-TR-PE		
	2.5 mm²	P.82
	4 mm²	P.82

Screw Connection Terminal Blocks

Bi-Level Terminal Blocks

DKK..N		
	2.5 mm² 4 mm²	P.85 P.86
DKK..N-PV		
	2.5 mm² 4 mm²	P.86 P.86

Bi-Level Grounding Terminal Blocks

DKK..N-L2PE		
	2.5 mm² 4 mm²	P.87 P.87
DKK..N-PE		
	2.5 mm² 4 mm²	P.87 P.88

Bi-Level Diode Terminal Blocks

	DKK2.5N-D01 DKK2.5N-D02 DKK2.5N-D03 DKK2.5N-D04	P.89 P.90 P.90 P.90

Sensor / Actuator Terminal Blocks

	DK1.5SG DK1.5SGF DK1.5SGF-PE	P.92 P.92 P.92

Plug-in Connection Terminal Blocks

	DKES1.5 DKES1.5-XXP DKES1.5M-XXP	P.93 P.93 P.93

Knife and Disconnect Terminal Blocks

DK..N-TP		
	2.5 mm² 4 mm²	P.95 P.96
DK..N-TG		
	2.5 mm² 4 mm²	P.95 P.96
DK..N-CP		
	2.5 mm² 4 mm²	P.95 P.96

Bi-Level Knife and Disconnect Terminal Blocks

DKK..N-TP		
	2.5 mm² 4 mm²	P.97 P.98
DKK..N-TG		
	2.5 mm² 4 mm²	P.97 P.98
DKK..N-CP		
	2.5 mm² 4 mm²	P.97 P.98

Lever-Type Fuse Disconnect Terminal Blocks

	DK4N-TF(5x20) DK4N-TFLXX(5x20) DKK4-TF(5x20)	P.99 P.99 P.99

Fuse Disconnect Terminal Blocks

	DK10-TF(5x20) DK10-TFA(5x20)	P.100 P.100

Test Disconnect Terminal Blocks

	DKTD6N	P.101

Miniature Feed-through Terminal Blocks

DK..S		
	2.5 mm² 4 mm² 6 mm²	P.102 P.102 P.102

Stud Terminal Blocks

Bolt Connection Terminal Blocks (1500V)

DKM..		
	25 mm² 35 mm² 50 mm² 70 mm² 95 mm² 120 mm² 150 mm² 185 mm² 240 mm²	P.105 P.105 P.105 P.106 P.106 P.106 P.107 P.107 P.107

Quick Wiring Terminal Blocks (1500V)

DKM..-HU		
	25 mm² 35 mm² 50 mm² 70 mm² 95 mm² 120 mm² 150 mm² 185 mm² 240 mm²	P.109 P.109 P.109 P.110 P.110 P.110 P.111 P.111 P.111

Quick Wiring Terminal Blocks (1000V)

DKM..-U		
	25 mm² 35 mm² 50 mm² 70 mm² 95 mm² 120 mm² 150 mm² 185 mm² 240 mm²	P.109 P.109 P.109 P.110 P.110 P.110 P.111 P.111 P.111

Single-Bolt Connection Terminal Blocks (1000V)

DKM..		
	5 (16 mm²) 6 (35 mm²) 8 (50 mm²) 10 (120 mm²) 12 (120 mm²)	P.112 P.112 P.112 P.113 P.113

Barrier Connection Terminal Blocks

Quick Wiring Terminal Blocks

DKU..		
	15 (1.5 mm²) 20 (2.5 mm²) 30 (4 mm²) 40 (6 mm²) 60 (16 mm²)	P.117 P.117 P.118 P.118 P.118
DKUU..		
	20 (2.5 mm²)	P.117

Screw Connection Terminal Blocks

DKB..N		
	15 (1.5 mm²) 20 (2.5 mm²) 30 (4 mm²) 40 (6 mm²) 60 (16 mm²)	P.119 P.119 P.120 P.120 P.120
DKB		
	80 (25 mm²) 100 (50 mm²) 150 (70 mm²) 200 (95 mm²) 300 (240 mm²) 500 (300 mm²)	P.121 P.121 P.121 P.122 P.122 P.122
DKBB..		
	10 (2.5 mm²)	P.119

Busbar Clamps

Busbar Clamps

DKZ..		
	6 mm² 16 mm² 35 mm² 70 mm² 120 mm²	P.124 P.124 P.124 P.124~P.125 P.125

Busbar Holders

DSH..		
	DSH1 DSH2 DSHG	P.125 P.125 P.125

Wire-to-Wire Connectors

Push-in Design Connectors

	0126-11XX	P.128
	0229-M5XXY 0161-12XXQK01	P.129 P.129

Screw Design Connectors

	ECSH381VM-XXPQK01 ECSH116M-XXPQK01 2ESDHM-XXPQK01 3ESDHM-XXPQK01	P.130 P.130 P.130 P.130

DIN Rail Connectors

	2EHDRD 2EHDRDM	P.131 P.131

Panel Installation Terminal Blocks

Quick Wring Terminal Blocks

DKUP..-XXPK		
	15 (1.5 mm²) 20 (2.5 mm²) 30 (4 mm²) 40 (6 mm²) 60 (16 mm²)	P.135 P.135 P.136 P.136 P.136
DKUUP..-XXPK		
	20 (2.5 mm²)	P.135

Screw Connection Terminal Blocks

DKB..N-XXPCK		
	15 (1.5 mm²) 20 (2.5 mm²) 30 (4 mm²) 40 (6 mm²) 60 (16 mm²)	P.137 P.137 P.138 P.138 P.138
DKB..-XXPCK		
	80 (25 mm²) 100 (50 mm²) 150 (70 mm²) 200 (95 mm²) 300 (240 mm²) 500 (300 mm²)	P.139 P.139 P.139 P.140 P.140 P.140
DKBB..-XXPCK		
	10 (2.5 mm²)	P.137

Spring Connection Panel Type Terminal Blocks

Feed-through Single Wire Connection

PM..WN-XXP		
	2.5 mm²	P.143
PM..WS-XXP		
	2.5 mm²	P.144
PM..WSA-XXP		
	2.5 mm²	P.144

Feed-through Double Wire Connection

PMM..WN-XXP		
	2.5 mm²	P.143
PMM..WS-XXP		
	2.5 mm²	P.144
PMM..WSA-XXP		
	2.5 mm²	P.144

Screw Connection Panel Type Terminal Blocks

Feed-through Terminal Blocks

PM..N-XXP		
	2.5 mm² 4 mm² 6 mm² 10 mm²	P.145 P.145 P.145 P.146

Feed-through High-Voltage Terminal Blocks

PM..H-XXP		
	6 mm² 16 mm²	P.146 P.146

Accessories

End Bracket	P.148				
Marking Block	P.149				
Separating Disk	P.149				
Partition Plate	P.150				
Reducing Bridge	P.151				
Screw-on Bridge	P.152				
Cross Connection System	P.152~P.153				
Insertion Bridge	P.153~P.154				
Fuse	P.155				
DIN Rail Cap	P.155				
DIN Rail & DIN Rail Cutter	P.156				
Marking System	P.157~P.163				
Hands Tools	P.166				
Ferrules	P.167~P.168				

Dinkle remains the right of product modification and engineering change of design. The catalogue is for reference only.
The final product is made according to actual engineering drawing.

弊社標準品に関しては、修正や設計変更等が行われるため、カタログは参考であり、詳細仕様は図面を基準とする。
本公司对产品保有修改、设变权，目录仅供参考，实际产品仍需依照工程图面为准。

Push-In Design Terminal

- Push-In Design (PID) is a very popular wiring mechanism. This is accomplished with S-cage, a design that combines the concept of spring and wire cage for an efficient and reliable connection.
- The main characteristic of PID can be inserted by solid wires and stranded wires with ferrules easily without tools. The spring offers a high clamping force on the conductor, which provides a stable conductivity through every wired component.
- PID terminal blocks have the same reliable connection like the conventional screw type, but with a more efficient installation method, that results in time and labor cost saving during field wiring.
- Dinkle's PID product series is definitely worthy of your trust and application.

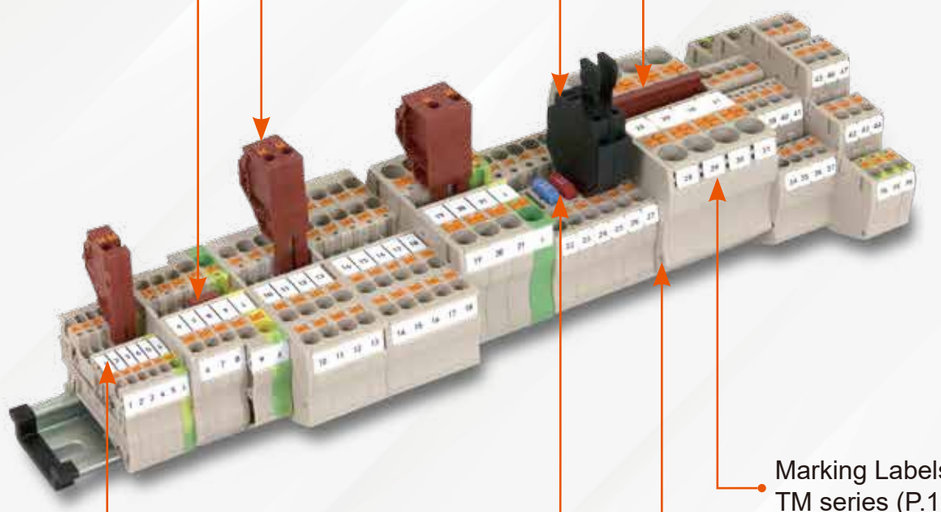

Feed-through Terminal Blocks

PID

PID series is suitable for applications with limited space. PID structure allows quick wire connection without tools. Solid wires and stranded wires with ferrules can be inserted directly, providing convenient wiring solution and saving labor time.

DP..



DP1.5N

Rated Data		UL	IEC
Rated Voltage	(V)	300	500
Rated Current	(A)	15	17.5
Rated impulse voltage			6KV
Wire range	(AWG/mm²)	26~14	0.14~1.5
Connection Capacity			
Max. Solid	(mm²)		1.5
Max. Stranded	(mm²)		1.5
General Data			
Stripping length	(mm)	8	
Insulation material		PA	
T / W	(mm)	3.5 / 46.6	
H / H on TS-35	(mm)	30.6 / 32.1	
Package		100	

Color	Part number	Package
■	DP1.5N-RD	50
■	DP1.5N-BL	50
■	DP1.5N-WPE	50

Part number	Package
DP1.5C	50
AKSPS-001	50
DSD03-1.502 DSD03-1.503 DSD03-1.504 DSD03-1.505 DSD03-1.510 DSD03-1.520	50 50 50 10 10 10
DSD03-1.5/2.5 DSD03-1.5/4	50 50
0208-T004	
0208-E004	
MKG-001 / MKG-002	200
TM46W / TM41W	10
TM-R200 / TM-R100	10
TS-35 TS-35/15	20 10
0.4 x 2.5 | DNT11-0102	
Page 167~168	



DP2.5N

Rated Data		UL	IEC
Rated Voltage	(V)	600	800
Rated Current	(A)	20	24
Rated impulse voltage			8KV
Wire range	(AWG/mm²)	26~12	0.14~2.5
Connection Capacity			
Max. Solid	(mm²)		4
Max. Stranded	(mm²)		2.5
General Data			
Stripping length	(mm)	10	
Insulation material		PA	
T / W	(mm)	5.1 / 49	
H / H on TS-35	(mm)	35 / 36.5	
Package		100	

Color	Part number	Package
■	DP2.5N-RD	50
■	DP2.5N-BL	50
■	DP2.5N-WPE	50

Part number	Package
DP2.5C	50
DP2.5CA	50
AKSPS-001	50
DSD01-2.502N DSD01-2.503N DSD01-2.504N DSD01-2.505N DSD01-2.510N DSD01-2.520N	50 50 50 10 10 10
DSD03-1.5/2.5 DSD03-2.5/4 DSD03-2.5/6 DSD03-2.5/10 DSD03-2.5/16	50 50 50 50 50
0208-T001	
0208-E001	
MKG-003 / MKG-004	200
TM47W / TM42W	10
TM-R200 / TM-R100	10
TS-35 TS-35/15	20 10
0.6 x 3.5 | DNT11-0107	
Page 167~168	



DP4N

Rated Data		UL	IEC
Rated Voltage	(V)	600	800
Rated Current	(A)	30	32
Rated impulse voltage			8KV
Wire range	(AWG/mm²)	24~10	0.2~4
Connection Capacity			
Max. Solid	(mm²)		6
Max. Stranded	(mm²)		4
General Data			
Stripping length	(mm)	12	
Insulation material		PA	
T / W	(mm)	6.1 / 57	
H / H on TS-35	(mm)	35 / 36.5	
Package		100	

Color	Part number	Package
■	DP4N-RD	50
■	DP4N-BL	50
■	DP4N-WPE	50

Part number	Package
DP4C	50
DP4CA	50
AKSPS-001	50
DSD01-402N DSD01-403N DSD01-404N DSD01-405N DSD01-410N DSD01-420N	50 50 50 10 10 10
DSD03-1.5/4 DSD03-2.5/4 DSD03-4/6 DSD03-4/10 DSD03-4/16	50 50 50 50 50
0208-T002	
0208-E002	
MKG-003 / MKG-004	200
TM48W / TM43W	10
TM-R200 / TM-R100	10
TS-35 TS-35/15	20 10
0.8 x 3.5 | DNT11-0109	
Page 167~168	

Accessories

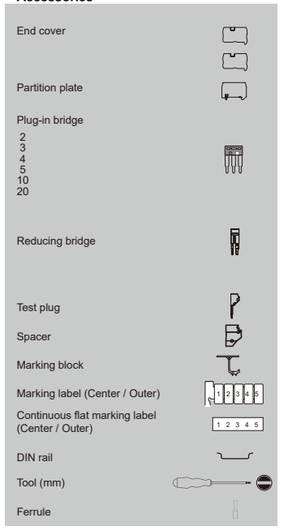

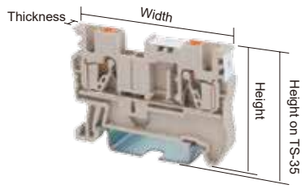

Feed-through Terminal Blocks



DP6N

Rated Data		UL	IEC
Rated Voltage	(V)	600	1000
Rated Current	(A)	40	41
Rated impulse voltage			8KV
Wire range	(AWG/mm²)	20~8	0.5~6
Connection Capacity			
Max. Solid	(mm²)		10
Max. Stranded	(mm²)		6
General Data			
Stripping length	(mm)	12	
Insulation material		PA	
T / W	(mm)	8 / 57.8	
H / H on TS-35	(mm)	42 / 43.5	
Package		50	

Color	Part number	Package
■	DP6N-RD	50
■	DP6N-BL	50
■	DP6N-WPE	50

Part number	Package
DP6C	50
DP6CA	50
AKSPS-002	50
DSD01-602N DSD01-603N DSD01-604N DSD01-605N DSD01-610N	50 50 50 10 10
DSD03-2.5/6 DSD03-4/6 DSD03-6/16	50 50 50
0208-T003	
0208-E003	
TM49W / TM44W	10
TM-R200 / TM-R100	10
TS-35 TS-35/15	20 10
0.8 x 4 | DNT11-0109	
Page 167~168	



DP10

Rated Data		UL	IEC
Rated Voltage	(V)	600	1000
Rated Current	(A)	60	57
Rated impulse voltage			8KV
Wire range	(AWG/mm²)	20~6	0.5~10
Connection Capacity			
Max. Solid	(mm²)		16
Max. Stranded	(mm²)		10
General Data			
Stripping length	(mm)	18	
Insulation material		PA	
T / W	(mm)	10 / 69	
H / H on TS-35	(mm)	49.3 / 50.1	
Package		50	

Color	Part number	Package
■	DP10-RD	50
■	DP10-BL	50
■	DP10-WPE	50

Part number	Package
DP10C	50
DP10CA	50
DSD01-1002N DSD01-1003N DSD01-1004N DSD01-1005N DSD01-1010N	50 50 50 10 10
DSD03-2.5/10 DSD03-4/10	50 50
TM50W / TM45W	10
TM-R200 / TM-R100	10
TS-35 TS-35/15	20 10
1.0 x 5.5 | DNT11-0111	
Page 167~168	



DP16

Rated Data		UL	IEC
Rated Voltage	(V)	600	1000
Rated Current	(A)	82	76
Rated impulse voltage			8KV
Wire range	(AWG/mm²)	20~4	0.5~16
Connection Capacity			
Max. Solid	(mm²)		25
Max. Stranded	(mm²)		16
General Data			
Stripping length	(mm)	18	
Insulation material		PA	
T / W	(mm)	12 / 76.5	
H / H on TS-35	(mm)	53.1 / 54.3	
Package		50	

Color	Part number	Package
■	DP16-RD	50
■	DP16-BL	50

Part number	Package
DP16C	50
DP16CA	50
DSD03-2.5/16 DSD03-4/16 DSD03-6/16	50 50 50
TM50W / TM45W	10
TM-R200 / TM-R100	10
TS-35 TS-35/15	20 10
1.0 x 5.5 | DNT11-0111	
Page 167~168	

Push-In Design

Test Plug



Part Number	Package
0208-T001	50
0208-T002	50
0208-T003	50
0208-T004	50

Spacer

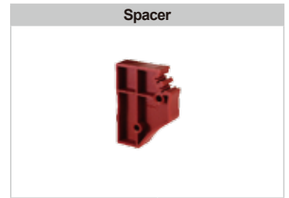

Part Number	Package
0208-E001	50
0208-E002	50
0208-E003	50
0208-E004	50



The test plug can be extended by spacer with probe diameter at 2.3mm which can contact the terminal block tightly and achieve any complicate test tasks.

Feed-through 3-Conductor Terminal Blocks

PID

The PID, DP..N-TN series is a 3 port terminal block. PID structure allows quick wire connection without tools. Solid wires and stranded wires with ferrules can be inserted directly, providing convenient wiring solution and saving labor time.

With plug-in bridge, DP..N-TN can connect two or more terminal blocks in parallel. Marking labels are compatible for clear identification.

DP..-TN



DP1.5N-TN

Rated Data		UL	IEC
Rated Voltage	(V)	300	500
Rated Current	(A)	15	17.5
Rated impulse voltage			6KV
Wire range	(AWG/mm²)	26~14	0.14~1.5
Connection Capacity			
Max. Solid	(mm²)		1.5
Max. Stranded	(mm²)		1.5
General Data			
Stripping length	(mm)	8	
Insulation material		PA	
T / W	(mm)	3.5 / 58.1	
H / H on TS-35	(mm)	30.6 / 32.1	
Package		100	

Color	Part number	Package
■	DP1.5N-TN-RD	100
■	DP1.5N-TN-BL	100

Part number	Package
DP1.5C-TN	50
AKSPS-003	50
DSD03-1.502 DSD03-1.503 DSD03-1.504 DSD03-1.505 DSD03-1.510 DSD03-1.520	50 50 50 10 10 10
DSD03-1.5/2.5 DSD03-1.5/4	50 50
0208-T004	
0208-E004	
MKG-001 / MKG-002	200
TM46W / TM41W	10
TM-R200 / TM-R100	10
TS-35 TS-35/15	20 10
0.4 x 2.5 | DNT11-0102	
Page 167~168	



DP2.5N-TN

Rated Data		UL	IEC
Rated Voltage	(V)	600	800
Rated Current	(A)	20	24
Rated impulse voltage			8KV
Wire range	(AWG/mm²)	26~12	0.14~2.5
Connection Capacity			
Max. Solid	(mm²)		4
Max. Stranded	(mm²)		2.5
General Data			
Stripping length	(mm)	10	
Insulation material		PA	
T / W	(mm)	5.1 / 60.8	
H / H on TS-35	(mm)	35 / 36.5	
Package		50	

Color	Part number	Package
■	DP2.5N-TN-RD	50
■	DP2.5N-TN-BL	50

Part number	Package
DP2.5C-TN	50
DP2.5CA-TN	50
AKSPS-003	50
DSD01-2.502N DSD01-2.503N DSD01-2.504N DSD01-2.505N DSD01-2.510N DSD01-2.520N	50 50 50 10 10 10
DSD03-1.5/2.5 DSD03-2.5/4 DSD03-2.5/6 DSD03-2.5/10 DSD03-2.5/16	50 50 50 50 50
0208-T001	
0208-E001	
MKG-003 / MKG-004	200
TM47W / TM42W	10
TM-R200 / TM-R100	10
TS-35 TS-35/15	20 10
0.6 x 3.5 | DNT11-0107	
Page 167~168	



DP4N-TN

Rated Data		UL	IEC
Rated Voltage	(V)	600	800
Rated Current	(A)	30	32
Rated impulse voltage			8KV
Wire range	(AWG/mm²)	24~10	0.2~4
Connection Capacity			
Max. Solid	(mm²)		6
Max. Stranded	(mm²)		4
General Data			
Stripping length	(mm)	12	
Insulation material		PA	
T / W	(mm)	6.1 / 67.3	
H / H on TS-35	(mm)	35 / 36.5	
Package		50	

Color	Part number	Package
■	DP4N-TN-RD	50
■	DP4N-TN-BL	50

Part number	Package
DP4C-TN	50
DP4CA-TN	50
AKSPS-003	50
DSD01-402N DSD01-403N DSD01-404N DSD01-405N DSD01-410N DSD01-420N	50 50 50 10 10 10
DSD03-1.5/4 DSD03-2.5/4 DSD03-4/6 DSD03-4/10 DSD03-4/16	50 50 50 50 50
0208-T002	
0208-E002	
MKG-003 / MKG-004	200
TM48W / TM43W	10
TM-R200 / TM-R100	10
TS-35 TS-35/15	20 10
0.8 x 3.5 | DNT11-0109	
Page 167~168	

Accessories

End cover

Partition plate

Plug-in bridge
2
3
4
5
10
20

Reducing bridge

Test plug

Spacer

Marking block

Marking label (Center / Outer)

Continuous flat marking label (Center / Outer)

DIN rail

Tool (mm)

Ferrule

Feed-through 3-Conductor Terminal Blocks

Push-In Design



DP6N-TN

Rated Data		UL	IEC
Rated Voltage	(V)	600	1000
Rated Current	(A)	40	41
Rated impulse voltage			8KV
Wire range	(AWG/mm²)	20~8	0.5~6
Connection Capacity			
Max. Solid	(mm²)		10
Max. Stranded	(mm²)		6
General Data			
Stripping length	(mm)	12	
Insulation material		PA	
T / W	(mm)	8 / 74.6	
H / H on TS-35	(mm)	42 / 43.5	
Package		50	

Color	Part number	Package
■	DP6N-TN-RD	50
■	DP6N-TN-BL	50

Part number	Package
DP6C-TN	50
DP6CA-TN	50
AKSPS-003	50
DSD01-602N DSD01-603N DSD01-604N DSD01-605N DSD01-610N	50 50 50 10 10
DSD03-2.5/6 DSD03-4/6 DSD03-6/16	50 50 50
0208-T003	
0208-E003	
TM49W / TM44W	10
TM-R200 / TM-R100	10
TS-35 TS-35/15	20 10
0.8 x 4 | DNT11-0109	
Page 167~168	



DP10-TN

Rated Data		UL	IEC
Rated Voltage	(V)	600	1000
Rated Current	(A)	60	57
Rated impulse voltage			8KV
Wire range	(AWG/mm²)	20~6	0.5~10
Connection Capacity			
Max. Solid	(mm²)		16
Max. Stranded	(mm²)		10
General Data			
Stripping length	(mm)	18	
Insulation material		PA	
T / W	(mm)	10 / 90.5	
H / H on TS-35	(mm)	49.3 / 50.1	
Package		50	

Color	Part number	Package
■	DP10-TN-RD	50
■	DP10-TN-BL	50

Part number	Package
DP10C-TN	50
DP10CA-TN	50
DSD01-1002N DSD01-1003N DSD01-1004N DSD01-1005N DSD01-1010N	50 50 50 10 10
DSD03-2.5/10 DSD03-4/10	50 50
TM50W / TM45W	10
TM-R200 / TM-R100	10
TS-35 TS-35/15	20 10
1.0 x 5.5 | DNT11-0111	
Page 167~168	

Rated Data | UL | IEC

Rated Voltage	(V)		
Rated Current	(A)		
Rated impulse voltage			
Wire range	(AWG/mm²)		
Connection Capacity			
Max. Solid	(mm²)		
Max. Stranded	(mm²)		
General Data			
Stripping length	(mm)		
Insulation material			
T / W	(mm)		
H / H on TS-35	(mm)		
Package			

Color	Part number	Package

Part number	Package

Rated Data | UL | IEC

Rated Voltage	(V)		
Rated Current	(A)		
Rated impulse voltage			
Wire range	(AWG/mm²)		
Connection Capacity			
Max. Solid	(mm²)		
Max. Stranded	(mm²)		
General Data			
Stripping length	(mm)		
Insulation material			
T / W	(mm)		
H / H on TS-35	(mm)		
Package			

Color	Part number	Package

Part number	Package

Feed-through 4-Conductor Terminal Blocks

PID

The PID, DP...N-TR series is a 4 port terminal block.This compact design is suitable for flexible connection in power distribution.

PID structure allows quick wire connection without tools. Solid wires and stranded wires with ferrules can be inserted directly, providing convenient wiring solution and saving labor time.

With plug-in bridge, DP...N-TR can connect two or more terminal blocks in parallel. Marking labels are compatible for clear identification.

DP..N-TR





DP1.5N-TR		
Rated Data	**UL**	**IEC**
Rated Voltage (V)	300	500
Rated Current (A)	15	17.5
Rated impulse voltage		6KV
Wire range (AWG/mm²)	26~14	0.14~1.5
Connection Capacity		
Max. Solid (mm²)		1.5
Max. Stranded (mm²)		1.5
General Data		
Stripping length (mm)	8	
Insulation material	PA	
T / W (mm)	3.5 / 69.5	
H / H on TS-35 (mm)	30.6 / 32.1	
Package	50	
Color	**Part number**	**Package**
■	DP1.5N-TR-RD	50
■	DP1.5N-TR- BL	50
	Part number	**Package**
	DP1.5C-TR	50
	AKSPS-004	50
	DSD03-1.502 DSD03-1.503 DSD03-1.504 DSD03-1.505 DSD03-1.510 DSD03-1.520	50 50 50 10 10 10
	DSD03-1.5/2.5 DSD03-1.5/4	50 50
	0208-T004	
	0208-E004	
	MKG-001 / MKG-002	200
	TM46W / TM41W	10
	TM-R200 / TM-R100	10
	TS-35 TS-35/15	20 10
	0.4 x 2.5 | DNT11-0102	
	Page 167~168	

DP2.5N-TR		
Rated Data	**UL**	**IEC**
Rated Voltage (V)	600	800
Rated Current (A)	20	24
Rated impulse voltage		8KV
Wire range (AWG/mm²)	26~12	0.14~2.5
Connection Capacity		
Max. Solid (mm²)		4
Max. Stranded (mm²)		2.5
General Data		
Stripping length (mm)	10	
Insulation material	PA	
T / W (mm)	5.1 / 72.6	
H / H on TS-35 (mm)	35 / 36.5	
Package	50	
Color	**Part number**	**Package**
■	DP2.5N-TR-RD	50
■	DP2.5N-TR-BL	50
	Part number	**Package**
	DP2.5C-TR	50
	DP2.5CA-TR	50
	AKSPS-004	50
	DSD01-2.502N DSD01-2.503N DSD01-2.504N DSD01-2.505N DSD01-2.510N DSD01-2.520N	50 50 50 10 10 10
	DSD03-1.5/2.5 DSD03-2.5/4 DSD03-2.5/6 DSD03-2.5/10 DSD03-2.5/16	50 50 50 50 50
	0208-T001	
	0208-E001	
	MKG-003 / MKG-004	200
	TM47W / TM42W	10
	TM-R200 / TM-R100	10
	TS-35 TS-35/15	20 10
	0.6 x 3.5 | DNT11-0107	
	Page 167~168	

DP4N-TR		
Rated Data	**UL**	**IEC**
Rated Voltage (V)	600	800
Rated Current (A)	30	32
Rated impulse voltage		8KV
Wire range (AWG/mm²)	24~10	0.2~4
Connection Capacity		
Max. Solid (mm²)		6
Max. Stranded (mm²)		4
General Data		
Stripping length (mm)	12	
Insulation material	PA	
T / W (mm)	6.1 / 80.4	
H / H on TS-35 (mm)	35 / 36.5	
Package	50	
Color	**Part number**	**Package**
■	DP4N-TR-RD	50
■	DP4N-TR-BL	50
	Part number	**Package**
	DP4C-TR	50
	DP4CA-TR	50
	AKSPS-005	50
	DSD01-402N DSD01-403N DSD01-404N DSD01-405N DSD01-410N DSD01-420N	50 50 50 10 10 10
	DSD03-1.5/4 DSD03-2.5/4 DSD03-4/6 DSD03-4/10 DSD03-4/16	50 50 50 50 50
	0208-T002	
	0208-E002	
	MKG-003 / MKG-004	200
	TM48W / TM43W	10
	TM-R200 / TM-R100	10
	TS-35 TS-35/15	20 10
	0.8 x 3.5 | DNT11-0109	
	Page 167~168	

Accessories

- End cover
- Partition plate
- Plug-in bridge: 2, 3, 4, 5, 10, 20
- Reducing bridge
- Test plug
- Spacer
- Marking block
- Marking label (Center / Outer)
- Continuous flat marking label (Center / Outer)
- DIN rail
- Tool (mm)
- Ferrule

Feed-through 4-Conductor Terminal Blocks

Push-In Design



DP6N-TR		
Rated Data	**UL**	**IEC**
Rated Voltage (V)	600	1000
Rated Current (A)	40	41
Rated impulse voltage		8KV
Wire range (AWG/mm²)	20~8	0.5~6
Connection Capacity		
Max. Solid (mm²)		10
Max. Stranded (mm²)		6
General Data		
Stripping length (mm)	12	
Insulation material	PA	
T / W (mm)	8 / 91.4	
H / H on TS-35 (mm)	42 / 43.5	
Package	50	
Color	**Part number**	**Package**
■	DP6N-TR-RD	50
■	DP6N-TR-BL	50
	Part number	**Package**
	DP6C-TR	50
	DP6CA-TR	50
	DSD01-602N DSD01-603N DSD01-604N DSD01-605N DSD01-610N	50 50 50 10 10
	0208-T003	
	0208-E003	
	TM49W / TM44W	10
	TM-R200 / TM-R100	10
	TS-35 TS-35/15	20 10
	0.8 x 4 | DNT11-0109	
	Page 167~168	

Rated Data	**UL**	**IEC**
Rated Voltage (V)		
Rated Current (A)		
Rated impulse voltage		
Wire range (AWG/mm²)		
Connection Capacity		
Max. Solid (mm²)		
Max. Stranded (mm²)		
General Data		
Stripping length (mm)		
Insulation material		
T / W (mm)		
H / H on TS-35 (mm)		
Package		
Color	**Part number**	**Package**
	Part number	**Package**

Rated Data	**UL**	**IEC**
Rated Voltage (V)		
Rated Current (A)		
Rated impulse voltage		
Wire range (AWG/mm²)		
Connection Capacity		
Max. Solid (mm²)		
Max. Stranded (mm²)		
General Data		
Stripping length (mm)		
Insulation material		
T / W (mm)		
H / H on TS-35 (mm)		
Package		
Color	**Part number**	**Package**
	Part number	**Package**

Rated Data	**UL**	**IEC**
Rated Voltage (V)		
Rated Current (A)		
Rated impulse voltage		
Wire range (AWG/mm²)		
Connection Capacity		
Max. Solid (mm²)		
Max. Stranded (mm²)		
General Data		
Stripping length (mm)		
Insulation material		
T / W (mm)		
H / H on TS-35 (mm)		
Package		
Color	**Part number**	**Package**
	Part number	**Package**

Feed-through Grounding Terminal Blocks

PID

The PID, DP..N-PE series allows solid conductor direct insertion without tool for quick connection.

High quality conducting material for low connection resistance and high conducting performance.

Suitable for wire sizes from 1.5mm² to 16mm² the accessories are available for marking and bridging.

DP..-PE

Accessories

End cover

Partition plate

Plug-in bridge
2
3
4
5
10
20

Test plug

Spacer

Marking block

Marking label (Center / Outer)

Continuous flat marking label (Center / Outer)

DIN rail

Tool (mm)

Ferrule



DP1.5N-PE		
Rated Data	**UL**	**IEC**
Rated Voltage (V)	300	500
Rated Current (A)		
Rated impulse voltage		6KV
Wire range (AWG/mm²)	26~14	0.14~1.5
Connection Capacity		
Max. Solid (mm²)		1.5
Max. Stranded (mm²)		1.5
General Data		
Stripping length (mm)	8	
Insulation material	PA	
T / W (mm)	3.5 / 47.2	
H / H on TS-35 (mm)	30.6 / 32	
Package	100	
Part number		**Package**
DP1.5C-YG		50
AKSPS-001		50
DSD03-1.502		50
DSD03-1.503		50
DSD03-1.504		50
DSD03-1.505		10
DSD03-1.510		10
DSD03-1.520		10
0208-T004		
0208-E004		
MKG-001 / MKG-002		200
TM46W / TM41W		10
TM-R200 / TM-R100		10
TS-35 TS-35/15		20 10
0.4 x 2.5 | DNT11-0102		
Page 167~168		



DP2.5N-PE		
Rated Data	**UL**	**IEC**
Rated Voltage (V)	600	800
Rated Current (A)		
Rated impulse voltage		8KV
Wire range (AWG/mm²)	26~12	0.14~2.5
Connection Capacity		
Max. Solid (mm²)		4
Max. Stranded (mm²)		2.5
General Data		
Stripping length (mm)	10	
Insulation material	PA	
T / W (mm)	5.1 / 49	
H / H on TS-35 (mm)	35 / 36.5	
Package	100	
Part number		**Package**
DP2.5C-YG		50
AKSPS-001		50
DSD01-2.502N		50
DSD01-2.503N		50
DSD01-2.504N		50
DSD01-2.505N		10
DSD01-2.510N		10
DSD01-2.520N		10
0208-T001		
0208-E001		
MKG-003 / MKG-004		200
TM47W / TM42W		10
TM-R200 / TM-R100		10
TS-35 TS-35/15		20 10
0.6 x 3.5 | DNT11-0107		
Page 167~168		



DP4N-PE		
Rated Data	**UL**	**IEC**
Rated Voltage (V)	600	800
Rated Current (A)		
Rated impulse voltage		8KV
Wire range (AWG/mm²)	24~10	0.2~4
Connection Capacity		
Max. Solid (mm²)		6
Max. Stranded (mm²)		4
General Data		
Stripping length (mm)	12	
Insulation material	PA	
T / W (mm)	6.1 / 57	
H / H on TS-35 (mm)	35 / 36.5	
Package	100	
Part number		**Package**
DP4C-YG		50
AKSPS-001		50
DSD01-402N		50
DSD01-403N		50
DSD01-404N		50
DSD01-405N		10
DSD01-410N		10
DSD01-420N		10
0208-T002		
0208-E002		
MKG-003 / MKG-004		200
TM48W / TM43W		10
TM-R200 / TM-R100		10
TS-35 TS-35/15		20 10
0.8 x 3.5 | DNT11-0109		
Page 167~168		

Feed-through Grounding Terminal Blocks

Push-In Design



DP6N-PE		
Rated Data	**UL**	**IEC**
Rated Voltage (V)	600	1000
Rated Current (A)		
Rated impulse voltage		8KV
Wire range (AWG/mm²)	20~8	0.5~6
Connection Capacity		
Max. Solid (mm²)		10
Max. Stranded (mm²)		6
General Data		
Stripping length (mm)	12	
Insulation material	PA	
T / W (mm)	8 / 57.8	
H / H on TS-35	42.0 / 43.5	
Package	50	
Part number		**Package**
DP6C-YG		50
AKSPS-002		50
DSD01-602N		50
DSD01-603N		50
DSD01-604N		50
DSD01-605N		10
DSD01-610N		10
0208-T003		
0208-E003		
TM49W / TM44W		10
TM-R200 / TM-R100		10
TS-35 TS-35/15		20 10
0.8 x 4 | DNT11-0109		
Page 167~168		



DP10-PE		
Rated Data	**UL**	**IEC**
Rated Voltage (V)	600	1000
Rated Current (A)		
Rated impulse voltage		8KV
Wire range (AWG/mm²)	20~6	0.5~10
Connection Capacity		
Max. Solid (mm²)		16
Max. Stranded (mm²)		10
General Data		
Stripping length (mm)	18	
Insulation material	PA	
T / W (mm)	10 / 69	
H / H on TS-35	49.3 / 50.1	
Package	50	
Part number		**Package**
DP10C-YG		50
DSD01-1002N		50
DSD01-1003N		50
DSD01-1004N		50
DSD01-1005N		10
DSD01-1010N		10
TM50W / TM45W		10
TM-R200 / TM-R100		10
TS-35 TS-35/15		20 10
1.0 x 5.5 | DNT11-0111		
Page 167~168		



DP16-PE		
Rated Data	**UL**	**IEC**
Rated Voltage (V)	600	1000
Rated Current (A)		
Rated impulse voltage		8KV
Wire range (AWG/mm²)	20~4	0.5~16
Connection Capacity		
Max. Solid (mm²)		25
Max. Stranded (mm²)		16
General Data		
Stripping length (mm)	18	
Insulation material	PA	
T / W (mm)	12 / 76.5	
H / H on TS-35	53.1 / 54.3	
Package	50	
Part number		**Package**
DP16C-YG		50
DSD01-1602N		50
DSD01-1603N		50
DSD01-1604N		50
DSD01-1605N		10
DSD01-1610N		10
TM50W / TM45W		10
TM-R200 / TM-R100		10
TS-35 TS-35/15		20 10
1.0 x 5.5 | DNT11-0111		
Page 167~168		

Rated Data	**UL**	**IEC**
Rated Voltage (V)		
Rated Current (A)		
Rated impulse voltage		
Wire range (AWG/mm²)		
Connection Capacity		
Max. Solid (mm²)		
Max. Stranded (mm²)		
General Data		
Stripping length (mm)		
Insulation material		
T / W (mm)		
H / H on TS-35		
Package		
Part number		**Package**

Feed-through 3-Conductor Grounding Terminal Blocks

PID



The PID, DP..N-TN-PE series is a 3 port grounding terminal block with the same dimensions as the PID, DP...N-TN series, and fully compliant to IEC 60947-7-2. This series supports both the mechanical and the electrical functions of a PCTB by using it as a ground (PE) busbar.

DP..TN-PE

Accessories

End cover

Partition plate

Plug-in bridge
2
3
4
5
10
20

Test plug

Spacer

Marking block

Marking label (Center / Outer)

Continuous flat marking label (Center / Outer)

DIN rail

Tool (mm)

Ferrule

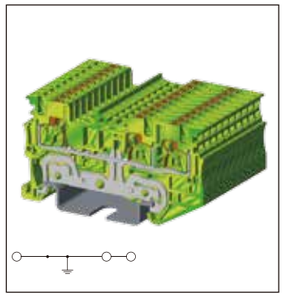

DP1.5N-TN-PE		
Rated Data	**UL**	**IEC**
Rated Voltage (V)	300	500
Rated Current (A)		
Rated impulse voltage		6KV
Wire range (AWG/mm²)	26~14	0.14~1.5
Connection Capacity		
Max. Solid (mm²)		1.5
Max. Stranded (mm²)		1.5
General Data		
Stripping length (mm)	8	
Insulation material	PA	
T / W (mm)	3.5 / 58.7	
H / H on TS-35 (mm)	30.6 / 32.1	
Package	100	
Part number		**Package**
DP1.5C-TN-YG		50
AKSPS-003		50
DSD03-1.502		50
DSD03-1.503		50
DSD03-1.504		50
DSD03-1.505		10
DSD03-1.510		10
DSD03-1.520		10
0208-T004		
0208-E004		
MKG-001 / MKG-002		200
TM46W / TM41W		10
TM-R200 / TM-R100		10
TS-35 TS-35/15		20 10
0.4 x 2.5 | DNT11-0102		
Page 167~168		

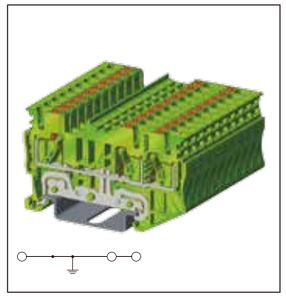

DP2.5N-TN-PE		
Rated Data	**UL**	**IEC**
Rated Voltage (V)	600	800
Rated Current (A)		
Rated impulse voltage		8KV
Wire range (AWG/mm²)	26~12	0.14~2.5
Connection Capacity		
Max. Solid (mm²)		4
Max. Stranded (mm²)		2.5
General Data		
Stripping length (mm)	10	
Insulation material	PA	
T / W (mm)	5.1 / 60.8	
H / H on TS-35 (mm)	35 / 36.5	
Package	100	
Part number		**Package**
DP2.5C-TN-YG		50
AKSPS-003		50
DSD01-2.502N		50
DSD01-2.503N		50
DSD01-2.504N		50
DSD01-2.505N		10
DSD01-2.510N		10
DSD01-2.520N		10
0208-T001		
0208-E001		
MKG-003 / MKG-004		200
TM47W / TM42W		10
TM-R200 / TM-R100		10
TS-35 TS-35/15		20 10
0.6 x 3.5 | DNT11-0107		
Page 167~168		

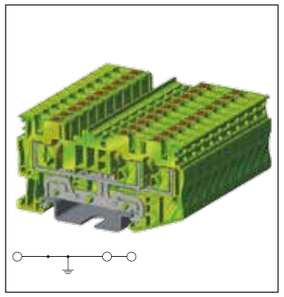

DP4N-TN-PE		
Rated Data	**UL**	**IEC**
Rated Voltage (V)	600	800
Rated Current (A)		
Rated impulse voltage		8KV
Wire range (AWG/mm²)	24~10	0.2~4
Connection Capacity		
Max. Solid (mm²)		6
Max. Stranded (mm²)		4
General Data		
Stripping length (mm)	12	
Insulation material	PA	
T / W (mm)	6.1 / 67.3	
H / H on TS-35 (mm)	35 / 36.5	
Package	50	
Part number		**Package**
DP4C-TN-YG		50
AKSPS-003		50
DSD01-402N		50
DSD01-403N		50
DSD01-404N		50
DSD01-405N		10
DSD01-410N		10
DSD01-420N		10
0208-T002		
0208-E002		
MKG-003 / MKG-004		200
TM48W / TM43W		10
TM-R200 / TM-R100		10
TS-35 TS-35/15		20 10
0.8 x 3.5 | DNT11-0109		
Page 167~168		

Feed-through 3-Conductor Grounding Terminal Blocks

Push-In Design

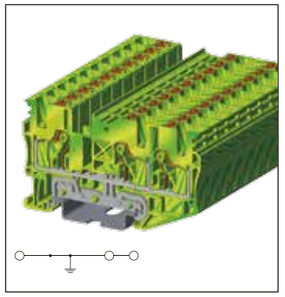

DP6N-TN-PE		
Rated Data	**UL**	**IEC**
Rated Voltage (V)	600	1000
Rated Current (A)		
Rated impulse voltage		8KV
Wire range (AWG/mm²)	20~8	0.5~6
Connection Capacity		
Max. Solid (mm²)		10
Max. Stranded (mm²)		6
General Data		
Stripping length (mm)	12	
Insulation material	PA	
T / W (mm)	8 / 74.6	
H / H on TS-35 (mm)	42 / 43.5	
Package	50	
Part number		**Package**
DP6C-TN-YG		50
AKSPS-003		50
DSD01-602N		50
DSD01-603N		50
DSD01-604N		50
DSD01-605N		10
DSD01-610N		10
DSD01-620N		10
0208-T003		
0208-E003		
TM49W / TM44W		10
TM-R200 / TM-R100		10
TS-35 TS-35/15		20 10
0.8 x 4 | DNT11-0109		
Page 167~168		



DP10-TN-PE		
Rated Data	**UL**	**IEC**
Rated Voltage	600	1000
Rated Current		
Rated impulse voltage		8KV
Wire range (AWG/mm²)	20~6	0.5~10
Connection Capacity		
Max. Solid (mm²)		16
Max. Stranded (mm²)		10
General Data		
Stripping length (mm)	18	
Insulation material	PA	
T / W (mm)	10 / 90.5	
H / H on TS-35 (mm)	49.3 / 50.1	
Package	50	
Part number		**Package**
DP10C-TN-YG		50
DSD01-1002N		50
DSD01-1003N		50
DSD01-1004N		50
DSD01-1005N		10
DSD01-1010N		10
DSD01-1020N		10
TM50W / TM45W		10
TM-R200 / TM-R100		10
TS-35 TS-35/15		20 10
1.0 x 5.5 | DNT11-0111		
Page 167~168		

Rated Data	**UL**	**IEC**
Rated Voltage		
Rated Current		
Rated impulse voltage		
Wire range (AWG/mm²)		
Connection Capacity		
Max. Solid (mm²)		
Max. Stranded (mm²)		
General Data		
Stripping length (mm)		
Insulation material		
T / W (mm)		
H / H on TS-35 (mm)		
Package		
Part number		**Package**

Rated Data	**UL**	**IEC**
Rated Voltage		
Rated Current		
Rated impulse voltage		
Wire range (AWG/mm²)		
Connection Capacity		
Max. Solid (mm²)		
Max. Stranded (mm²)		
General Data		
Stripping length (mm)		
Insulation material		
T / W (mm)		
H / H on TS-35 (mm)		
Package		
Part number		**Package**

Feed-through 4-Conductor Grounding Terminal Blocks

PID



The PID, DP..N-TR-PE series allows solid conductor direct insertion without tool for quick connections.

High quality conducting material for low connection resistance and high conducting performance suitable for wire sizes from 1.5mm² to 35mm² .

The accessories are available for marking and bridging.

DP..-TR-PE

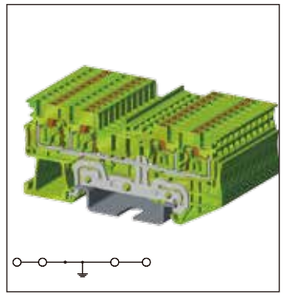

DP1.5N-TR-PE		
Rated Data	**UL**	**IEC**
Rated Voltage (V)	300	500
Rated Current (A)		
Rated impulse voltage		6KV
Wire range (AWG/mm²)	26~14	0.14~1.5
Connection Capacity		
Max. Solid (mm²)		1.5
Max. Stranded (mm²)		1.5
General Data		
Stripping length (mm)	8	
Insulation material	PA	
T / W (mm)	3.5 / 69.5	
H / H on TS-35 (mm)	30.6 / 32.1	
Package	50	
Part number		**Package**
DP1.5C-TR-YG		50
AKSPS-004		50
DSD03-1.502 DSD03-1.503 DSD03-1.504 DSD03-1.505 DSD03-1.510 DSD03-1.520		50 50 50 10 10 10
0208-T004		
0208-E004		
MKG-001 / MKG-002		200
TM46W / TM41W		10
TM-R200 / TM-R100		10
TS-35 TS-35/15		20 10
0.4 x 2.5 | DNT11-0102		
Page 167~168		

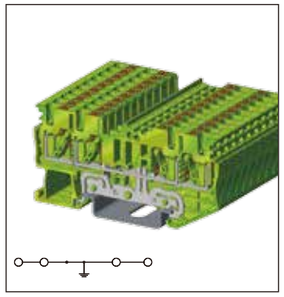

DP2.5N-TR-PE		
Rated Data	**UL**	**IEC**
Rated Voltage (V)	600	800
Rated Current (A)		
Rated impulse voltage		8KV
Wire range (AWG/mm²)	26~12	0.14~2.5
Connection Capacity		
Max. Solid (mm²)		4
Max. Stranded (mm²)		2.5
General Data		
Stripping length (mm)	10	
Insulation material	PA	
T / W (mm)	5.1 / 72.6	
H / H on TS-35 (mm)	35 / 36.5	
Package	50	
Part number		**Package**
DP2.5C-TR-YG		50
AKSPS-004		50
DSD01-2.502N DSD01-2.503N DSD01-2.504N DSD01-2.505N DSD01-2.510N DSD01-2.520N		50 50 50 10 10 10
0208-T001		
0208-E001		
MKG-003 / MKG-004		200
TM47W / TM42W		10
TM-R200 / TM-R100		10
TS-35 TS-35/15		20 10
0.6 x 3.5 | DNT11-0107		
Page 167~168		

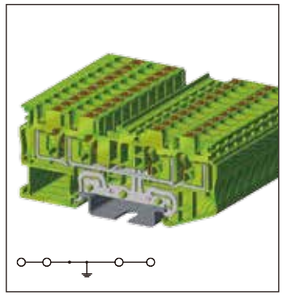

DP4N-TR-PE		
Rated Data	**UL**	**IEC**
Rated Voltage (V)	600	800
Rated Current (A)		
Rated impulse voltage		8KV
Wire range (AWG/mm²)	24~10	0.2~4
Connection Capacity		
Max. Solid (mm²)		6
Max. Stranded (mm²)		4
General Data		
Stripping length (mm)	12	
Insulation material	PA	
T / W (mm)	6.1 / 80.4	
H / H on TS-35 (mm)	35 / 36.5	
Package	50	
Part number		**Package**
DP4C-TR-YG		50
AKSPS-005		50
DSD01-402N DSD01-403N DSD01-404N DSD01-405N DSD01-410N DSD01-420N		50 50 50 10 10 10
0208-T002		
0208-E002		
MKG-003 / MKG-004		200
TM48W / TM43W		10
TM-R200 / TM-R100		10
TS-35 TS-35/15		20 10
0.8 x 3.5 | DNT11-0109		
Page 167~168		

Accessories

End cover

Partition plate

Plug-in bridge
2
3
4
5
10
20

Test plug

Spacer

Marking block

Marking label (Center / Outer)

Continuous flat marking label (Center / Outer)

DIN rail

Tool (mm)

Ferrule

Feed-through 4-Conductor Grounding Terminal Blocks

Push-In Design

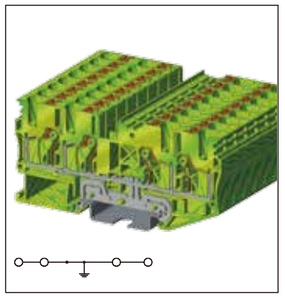

DP6N-TR-PE		
Rated Data	**UL**	**IEC**
Rated Voltage (V)	600	1000
Rated Current (A)		
Rated impulse voltage		8KV
Wire range (AWG/mm²)	20~8	0.5~6
Connection Capacity		
Max. Solid (mm²)		10
Max. Stranded (mm²)		6
General Data		
Stripping length (mm)	12	
Insulation material	PA	
T / W (mm)	8 / 91.4	
H / H on TS-35 (mm)	42 / 43.5	
Package	50	
Part number		**Package**
DP6C-TN-YG		50
DSD01-602N DSD01-603N DSD01-604N DSD01-605N DSD01-610N		50 50 50 10 10
0208-T003		
0208-E003		
TM49W / TM44W		10
TM-R200 / TM-R100		10
TS-35 TS-35/15		20 10
0.8 x 4 | DNT11-0109		
Page 167~168		

Rated Data	**UL**	**IEC**
Rated Voltage		
Rated Current		
Rated impulse voltage		
Wire range (AWG/mm²)		
Connection Capacity		
Max. Solid (mm²)		
Max. Stranded (mm²)		
General Data		
Stripping length (mm)		
Insulation material		
T / W (mm)		
H / H on TS-35 (mm)		
Package		
Part number		**Package**

Rated Data	**UL**	**IEC**
Rated Voltage		
Rated Current		
Rated impulse voltage		
Wire range (AWG/mm²)		
Connection Capacity		
Max. Solid (mm²)		
Max. Stranded (mm²)		
General Data		
Stripping length (mm)		
Insulation material		
T / W (mm)		
H / H on TS-35 (mm)		
Package		
Part number		**Package**

Rated Data	**UL**	**IEC**
Rated Voltage		
Rated Current		
Rated impulse voltage		
Wire range (AWG/mm²)		
Connection Capacity		
Max. Solid (mm²)		
Max. Stranded (mm²)		
General Data		
Stripping length (mm)		
Insulation material		
T / W (mm)		
H / H on TS-35 (mm)		
Package		
Part number		**Package**

Feed-through Multi-Level Terminal Blocks



Compact design for high density connectivities



Push-in Design reduces time consumed for wiring

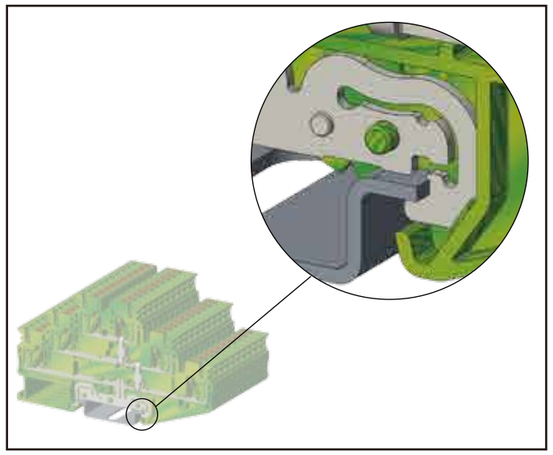

Supporting grounding terminal block

PID

The PID, DPP..N series allows solid conductor direct insertion without tool for quick connections.

High quality conducting material for low connection resistance and high conducting performance.

The accessories are available for marking and bridging.

DPP..N

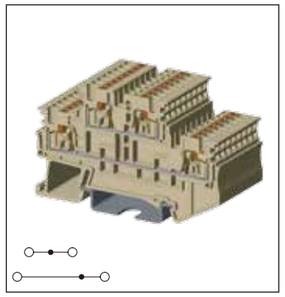

DPP1.5N

Rated Data		UL	IEC
Rated Voltage	(V)	300	500
Rated Current	(A)	15	17.5
Rated impulse voltage			6KV
Wire range	(AWG/mm²)	26~14	0.14~1.5
Connection Capacity			
Max. Solid	(mm²)		1.5
Max. Stranded	(mm²)		1.5
General Data			
Stripping length	(mm)	8	
Insulation material		PA	
T / W	(mm)	3.5 / 69.2	
H / H on TS-35	(mm)	41.2 / 42.7	
Package		100	

Color	Part number	Package
■	DPP1.5N-RD	100
■	DPP1.5N-BL	100

Part number	Package
DPP1.5C	50
DSD03-1.502 DSD03-1.503 DSD03-1.504 DSD03-1.505 DSD03-1.510 DSD03-1.520	50 50 50 10 10 10
0208-T004	
0208-E004	
TM41W	10
TM-R100	10
TS-35 TS-35/15	20 10
0.4 x 2.5 | DNT11-0102	
Page 167~168	

Accessories

End cover

Plug-in bridge
2
3
4
5
10
20

Test plug

Spacer

Marking label

Continuous flat marking label

DIN rail

Tool (mm)

Ferrule

Feed-through Multi-Level Terminal Blocks

Push-In Design



DPP2.5N

Rated Data		UL	IEC
Rated Voltage	(V)	300	500
Rated Current	(A)	20	22
Rated impulse voltage			6KV
Wire range	(AWG/mm²)	26~12	0.14~2.5
Connection Capacity			
Max. Solid	(mm²)		4
Max. Stranded	(mm²)		2.5
General Data			
Stripping length	(mm)	10	
Insulation material		PA	
T / W	(mm)	5.1 / 69.2	
H / H on TS-35	(mm)	46 / 47.5	
Package		100	

Color	Part number	Package
■	DPP2.5N-RD	100
■	DPP2.5N-BL	100

Part number	Package
DPP2.5C	50
DSD01-2.502N DSD01-2.503N DSD01-2.504N DSD01-2.505N DSD01-2.510N DSD01-2.520N	50 50 50 10 10 10
0208-T001	
0208-E001	
TM41W	10
TM-R100	10
TS-35 TS-35/15	20 10
0.6 x 3.5 | DNT11-0107	
Page 167~168	



DPP4N

Rated Data		UL	IEC
Rated Voltage	(V)	300	500
Rated Current	(A)	30	28
Rated impulse voltage			6KV
Wire range	(AWG/mm²)	24~10	0.2~4
Connection Capacity			
Max. Solid	(mm²)		6
Max. Stranded	(mm²)		4
General Data			
Stripping length	(mm)	12	
Insulation material		PA	
T / W	(mm)	6.1 / 81	
H / H on TS-35	(mm)	46 / 47.5	
Package		50	

Color	Part number	Package
■	DPP4N-RD	50
■	DPP4N-BL	50

Part number	Package
DPP4C	50
DSD01-402N DSD01-403N DSD01-404N DSD01-405N DSD01-410N DSD01-420N	50 50 50 10 10 10
0208-T002	
0208-E002	
TM43W	10
TM-R100	10
TS-35 TS-35/15	20 10
0.8 x 3.5 | DNT11-0109	
Page 167~168	



DP2.5N-3L

Rated Data		UL	IEC
Rated Voltage	(V)	300	500
Rated Current	(A)	20	24
Rated impulse voltage			6KV
Wire range	(AWG/mm²)	26~12	0.14~2.5
Connection Capacity			
Max. Solid	(mm²)		4
Max. Stranded	(mm²)		2.5
General Data			
Stripping length	(mm)	10	
Insulation material		PA	
T / W	(mm)	5.1 / 102.7	
H / H on TS-35	(mm)	57 / 58.5	
Package		100	

Color	Part number	Package
■	DP2.5N-3L-RD	100
■	DP2.5N-3L-BL	100

Part number	Package
DP2.5C-3L	50
DSD01-2.502N DSD01-2.503N DSD01-2.504N DSD01-2.505N DSD01-2.510N DSD01-2.520N	50 50 50 10 10 10
0208-T001	
0208-E001	
TM42W	10
TM-R100	10
TS-35 TS-35/15	20 10
0.6 x 3.5 | DNT11-0107	
Page 167~168	

Rated Data		UL	IEC
Rated Voltage	(V)		
Rated Current	(A)		
Rated impulse voltage			
Wire range	(AWG/mm²)		
Connection Capacity			
Max. Solid	(mm²)		
Max. Stranded	(mm²)		
General Data			
Stripping length	(mm)		
Insulation material			
T / W	(mm)		
H / H on TS-35	(mm)		
Package			

Color	Part number	Package

Part number	Package

Multi-Level Terminal Blocks with Equipotential Bonder

PID

The PID, DPP...N-PV is a multi-Level Terminal Block with bounded potentials. With the support of plug-in bridge, the product enables potential distribution in 1 terminal block within limited space.

This product is commonly applied for machine control, actuators and related application.

DPP..N-PV



DPP1.5N-PV

Rated Data		UL	IEC
Rated Voltage	(V)	300	500
Rated Current	(A)	15	17.5
Rated impulse voltage			6KV
Wire range	(AWG/mm²)	26~14	0.14~1.5
Connection Capacity			
Max. Solid	(mm²)		1.5
Max. Stranded	(mm²)		1.5
General Data			
Stripping length	(mm)	8	
Insulation material		PA	
T / W	(mm)	3.5 / 69.2	
H / H on TS-35	(mm)	41.2 / 42.7	
Package		100	

Color	Part number	Package
■	DPP1.5N-PV-RD	100
■	DPP1.5N-PV-BL	100

Part number	Package
DPP1.5C	50
DSD03-1.502	50
DSD03-1.503	50
DSD03-1.504	50
DSD03-1.505	10
DSD03-1.510	10
DSD03-1.520	10
0208-T004	
0208-E004	
TM41W	10
TM-R100	10
TS-35	20
TS-35/15	10
0.4 x 2.5 | DNT11-0102	
Page 167~168	

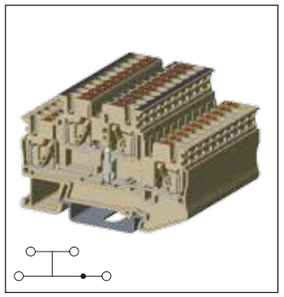

DPP2.5N-PV

Rated Data		UL	IEC
Rated Voltage	(V)	300	500
Rated Current	(A)	20	22
Rated impulse voltage			6KV
Wire range	(AWG/mm²)	26~12	0.14~2.5
Connection Capacity			
Max. Solid	(mm²)		4
Max. Stranded	(mm²)		2.5
General Data			
Stripping length	(mm)	10	
Insulation material		PA	
T / W	(mm)	5.1 / 69.2	
H / H on TS-35	(mm)	46 / 47.5	
Package		100	

Color	Part number	Package
■	DPP2.5N-PV-RD	100
■	DPP2.5N-PV--BL	100

Part number	Package
DPP2.5C	50
DSD01-2.502N	50
DSD01-2.503N	50
DSD01-2.504N	50
DSD01-2.505N	10
DSD01-2.510N	10
DSD01-2.520N	10
0208-T001	
0208-E001	
TM42W	10
TM-R100	10
TS-35	20
TS-35/15	10
0.6 x 3.5 | DNT11-0107	
Page 167~168	

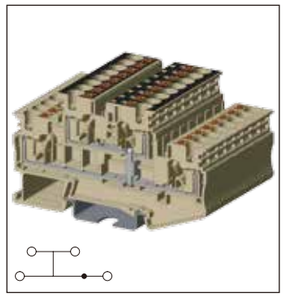

DPP4N-PV

Rated Data		UL	IEC
Rated Voltage	(V)	300	500
Rated Current	(A)	30	28
Rated impulse voltage			6KV
Wire range	(AWG/mm²)	24~10	0.2~4
Connection Capacity			
Max. Solid	(mm²)		6
Max. Stranded	(mm²)		4
General Data			
Stripping length	(mm)	12	
Insulation material		PA	
T / W	(mm)	6.1 / 81	
H / H on TS-35	(mm)	46 / 47.5	
Package		50	

Color	Part number	Package
■	DPP4N-PV-RD	50
■	DPP4N-PV-BL	50

Part number	Package
DPP4C	50
DSD01-402N	50
DSD01-403N	50
DSD01-404N	50
DSD01-405N	10
DSD01-410N	10
DSD01-420N	10
0208-T002	
0208-E002	
TM43W	10
TM-R100	10
TS-35	20
TS-35/15	10
0.8 x 3.5 | DNT11-0109	
Page 167~168	

Accessories

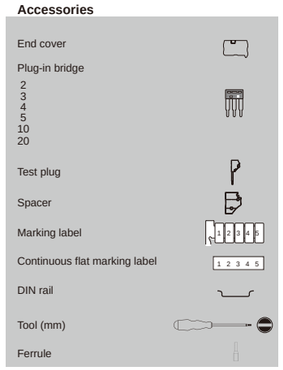

Multi-Level Terminal Blocks with Equipotential Bonder

Push-In Design

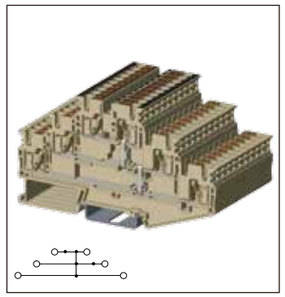

DP2.5N-3L-PV

Rated Data		UL	IEC
Rated Voltage	(V)	300	500
Rated Current	(A)	20	24
Rated impulse voltage			6KV
Wire range	(AWG/mm²)	26~12	0.14~2.5
Connection Capacity			
Max. Solid	(mm²)		4
Max. Stranded	(mm²)		2.5
General Data			
Stripping length	(mm)	10	
Insulation material		PA	
T / W	(mm)	5.1 / 102.7	
H / H on TS-35	(mm)	57 / 58.5	
Package		100	

Color	Part number	Package
■	DP2.5N-3L-PV-RD	50
■	DP2.5N-3L-PV-BL	50

Part number	Package
DP2.5C-3L	50
DSD01-2.502N	50
DSD01-2.503N	50
DSD01-2.504N	50
DSD01-2.505N	10
DSD01-2.510N	10
DSD01-2.520N	10
0208-T001	
0208-E001	
TM42W	10
TM-R100	10
TS-35	20
TS-35/15	10
0.6 x 3.5 | DNT11-0107	
Page 167~168	

Rated Data		UL	IEC
Rated Voltage	(V)		
Rated Current	(A)		
Rated impulse voltage			
Wire range	(AWG/mm²)		
Connection Capacity			
Max. Solid	(mm²)		
Max. Stranded	(mm²)		
General Data			
Stripping length	(mm)		
Insulation material			
T / W	(mm)		
H / H on TS-35	(mm)		
Package			

Color	Part number	Package

Part number	Package

Rated Data		UL	IEC
Rated Voltage	(V)		
Rated Current	(A)		
Rated impulse voltage			
Wire range	(AWG/mm²)		
Connection Capacity			
Max. Solid	(mm²)		
Max. Stranded	(mm²)		
General Data			
Stripping length	(mm)		
Insulation material			
T / W	(mm)		
H / H on TS-35	(mm)		
Package			

Color	Part number	Package

Part number	Package

Rated Data		UL	IEC
Rated Voltage	(V)		
Rated Current	(A)		
Rated impulse voltage			
Wire range	(AWG/mm²)		
Connection Capacity			
Max. Solid	(mm²)		
Max. Stranded	(mm²)		
General Data			
Stripping length	(mm)		
Insulation material			
T / W	(mm)		
H / H on TS-35	(mm)		
Package			

Color	Part number	Package

Part number	Package

Multi-Level Terminal Blocks with PE Foot



DPP..N-L2PE is a 3 level terminal block with 2 bounded potential levels and 1 grounding level enabling a space saving solution for 3 phased wire within limited space. This product is commonly applied in motor and actuator wiring establishing 2 or 3 phase loaded connectivity.

DP..-L2PE

Accessories

End cover

Plug-in bridge
2
3
4
5
10
20

Test plug

Spacer

Marking label (Center / Outer)

Continuous flat marking label (Center / Outer)

DIN rail

Tool (mm)

Ferrule



DPP1.5N-L2PE		
Rated Data	**UL**	**IEC**
Rated Voltage (V)	300	500
Rated Current (A)	15	17.5
Rated impulse voltage		6KV
Wire range (AWG/mm²)	26~14	0.14~1.5
Connection Capacity		
Max. Solid (mm²)		1.5
Max. Stranded (mm²)		1.5
General Data		
Stripping length (mm)	8	
Insulation material	PA	
T / W (mm)	3.5 / 69.2	
H / H on TS-35 (mm)	41.2 / 42.7	
Package	100	
Part number	**Package**	
DPP1.5C	50	
DSD03-1.502	50	
DSD03-1.503	50	
DSD03-1.504	50	
DSD03-1.505	10	
DSD03-1.510	10	
DSD03-1.520	10	
0208-T004		
0208-E004		
- / TM41W	10	
- / TM-R100	10	
TS-35 TS-35/15	20 10	
0.4 x 2.5 | DNT11-0102		
Page 167~168		

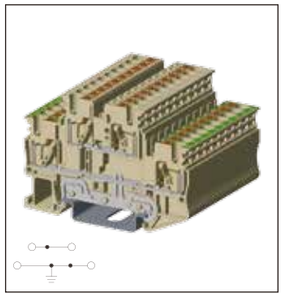

DPP2.5N-L2PE		
Rated Data	**UL**	**IEC**
Rated Voltage (V)	300	500
Rated Current (A)	20	22
Rated impulse voltage		6KV
Wire range (AWG/mm²)	26~12	0.14~2.5
Connection Capacity		
Max. Solid (mm²)		4
Max. Stranded (mm²)		2.5
General Data		
Stripping length (mm)	10	
Insulation material	PA	
T / W (mm)	5.1 / 69.2	
H / H on TS-35 (mm)	46 / 47.5	
Package	100	
Part number	**Package**	
DPP2.5C	50	
DSD01-2.502N	50	
DSD01-2.503N	50	
DSD01-2.504N	50	
DSD01-2.505N	10	
DSD01-2.510N	10	
DSD01-2.520N	10	
0208-T001		
0208-E001		
- / TM42W	10	
- / TM-R100	10	
TS-35 TS-35/15	20 10	
0.6 x 3.5 | DNT11-0107		
Page 167~168		



DPP4N-L2PE		
Rated Data	**UL**	**IEC**
Rated Voltage (V)	300	500
Rated Current (A)	30	28
Rated impulse voltage		6KV
Wire range (AWG/mm²)	24~10	0.2~4
Connection Capacity		
Max. Solid (mm²)		6
Max. Stranded (mm²)		4
General Data		
Stripping length (mm)	12	
Insulation material	PA	
T / W (mm)	6.1 / 81	
H / H on TS-35 (mm)	46 / 47.5	
Package	50	
Part number	**Package**	
DPP4C	50	
DSD01-402N	50	
DSD01-403N	50	
DSD01-404N	50	
DSD01-405N	10	
DSD01-410N	10	
DSD01-420N	10	
0208-T002		
0208-E002		
- / TM43W	10	
- / TM-R100	10	
TS-35 TS-35/15	20 10	
0.8 x 3.5 | DNT11-0109		
Page 167~168		

Multi-Level Terminal Blocks with PE Foot

Push-In Design

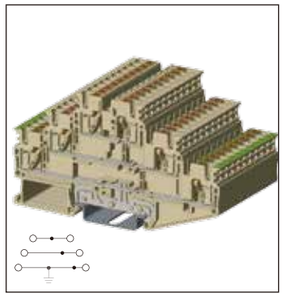

DP2.5N-3L-L3PE		
Rated Data	**UL**	**IEC**
Rated Voltage (V)	300	500
Rated Current (A)	20	20
Rated impulse voltage		6KV
Wire range (AWG/mm²)	26~12	0.14~2.5
Connection Capacity		
Max. Solid (mm²)		4
Max. Stranded (mm²)		2.5
General Data		
Stripping length (mm)	10	
Insulation material	PA	
T / W (mm)	5.1 / 102.7	
H / H on TS-35 (mm)	57 / 58.5	
Package	100	
Part number	**Package**	
DP2.5C-3L	50	
DSD01-2.502N	50	
DSD01-2.503N	50	
DSD01-2.504N	50	
DSD01-2.505N	10	
DSD01-2.510N	10	
DSD01-2.520N	10	
0208-T001		
0208-E001		
- / TM42W	10	
- / TM-R100	10	
TS-35 TS-35/15	20 10	
0.6 x 3.5 | DNT11-0107		
Page 167~168		

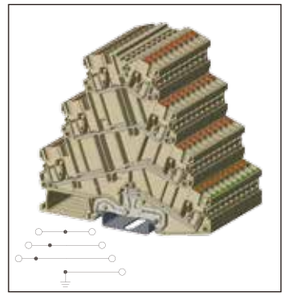

DP2.5N-3L-SPE		
Rated Data	**UL**	**IEC**
Rated Voltage (V)	600	800
Rated Current (A)	20	24
Rated impulse voltage		8KV
Wire range (AWG/mm²)	26~12	0.14~2.5
Connection Capacity		
Max. Solid (mm²)		4
Max. Stranded (mm²)		2.5
General Data		
Stripping length (mm)	10	
Insulation material	PA	
T / W (mm)	5.1 / 98.3	
H / H on TS-35 (mm)	91.1 / 92.6	
Package	100	
Part number	**Package**	
DP2.5C-3L-SPE	50	
DSD01-2.502N	50	
DSD01-2.503N	50	
DSD01-2.504N	50	
DSD01-2.505N	10	
DSD01-2.510N	10	
DSD01-2.520N	10	
0208-T001		
0208-E001		
TM47W / TM42W	10	
TM-R200 / TM-R100	10	
TS-35 TS-35/15	20 10	
0.6 x 3.5 | DNT11-0107		
Page 167~168		

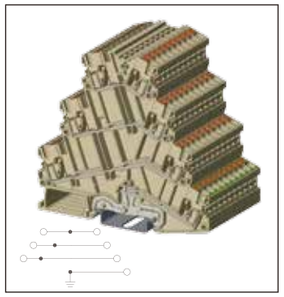

DP4-3L-SPE		
Rated Data	**UL**	**IEC**
Rated Voltage (V)	600	800
Rated Current (A)	30	32
Rated impulse voltage		8KV
Wire range (AWG/mm²)	24~10	0.2~4
Connection Capacity		
Max. Solid (mm²)		4
Max. Stranded (mm²)		2.5
General Data		
Stripping length (mm)	10	
Insulation material	PA	
T / W (mm)	6.1 / 105.5	
H / H on TS-35 (mm)	95.4 / 96.9	
Package	100	
Part number	**Package**	
DP4C-3L-SPE	50	
DSD01-402N	50	
DSD01-403N	50	
DSD01-404N	50	
DSD01-405N	10	
DSD01-410N	10	
DSD01-420N	10	
0208-T002		
0208-E002		
TM47W / TM42W	10	
TM-R200 / TM-R100	10	
TS-35 TS-35/15	20 10	
0.8 x 3.5 | DNT11-0109		
Page 167~168		

Rated Data	**UL**	**IEC**
Rated Voltage (V)		
Rated Current (A)		
Rated impulse voltage		
Wire range (AWG/mm²)		
Connection Capacity		
Max. Solid (mm²)		
Max. Stranded (mm²)		
General Data		
Stripping length (mm)		
Insulation material		
T / W (mm)		
H / H on TS-35 (mm)		
Package		
Part number	**Package**	

Multi-Level Grounding Terminal Blocks

PID



DPP..N-PE is a double layer grounding terminal block with the same dimensions as the DPP..N series, and fully compliant to IEC 60947-7-2. This series supports both the mechanical and the electrical functions of a PCTB by using it as a ground (PE) busbar.

DPP..N-PE

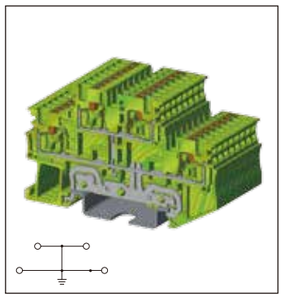

DPP1.5N-PE		
Rated Data	**UL**	**IEC**
Rated Voltage (V)	300	500
Rated Current (A)		
Rated impulse voltage		6KV
Wire range (AWG/mm²)	26~14	0.14~1.5
Connection Capacity		
Max. Solid (mm²)		1.5
Max. Stranded (mm²)		1.5
General Data		
Stripping length (mm)	8	
Insulation material	PA	
T / W (mm)	3.5 / 69.2	
H / H on TS-35 (mm)	41.2 / 42.7	
Package	100	
Part number		**Package**
DPP1.5C-YG		50
DSD03-1.502		50
DSD03-1.503		50
DSD03-1.504		50
DSD03-1.505		10
DSD03-1.510		10
DSD03-1.520		10
0208-T004		
0208-E004		
TM41W		10
TM-R100		10
TS-35 TS-35/15		20 10
0.4 x 2.5 | DNT11-0102		
Page 167~168		

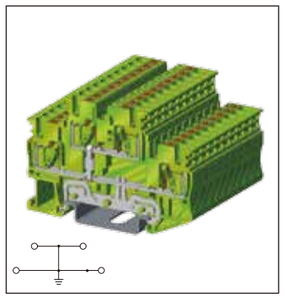

DPP2.5N-PE		
Rated Data	**UL**	**IEC**
Rated Voltage (V)	300	500
Rated Current (A)		
Rated impulse voltage		6KV
Wire range (AWG/mm²)	26~12	0.14~2.5
Connection Capacity		
Max. Solid (mm²)		4
Max. Stranded (mm²)		2.5
General Data		
Stripping length (mm)	10	
Insulation material	PA	
T / W (mm)	5.1 / 69.2	
H / H on TS-35 (mm)	46 / 47.5	
Package	100	
Part number		**Package**
DPP2.5C-YG		50
DSD01-2.502N		50
DSD01-2.503N		50
DSD01-2.504N		50
DSD01-2.505N		10
DSD01-2.510N		10
DSD01-2.520N		10
0208-T001		
0208-E001		
TM42W		10
TM-R100		10
TS-35 TS-35/15		20 10
0.6 x 3.5 | DNT11-0107		
Page 167~168		

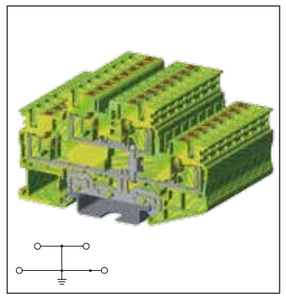

DPP4N-PE		
Rated Data	**UL**	**IEC**
Rated Voltage (V)	300	500
Rated Current (A)		
Rated impulse voltage		6KV
Wire range (AWG/mm²)	24~10	0.2~4
Connection Capacity		
Max. Solid (mm²)		6
Max. Stranded (mm²)		4
General Data		
Stripping length (mm)	12	
Insulation material	PA	
T / W (mm)	6.1 / 81	
H / H on TS-35 (mm)	46.5 / 47.5	
Package	50	
Part number		**Package**
DPP4C-YG		50
DSD01-402N		50
DSD01-403N		50
DSD01-404N		50
DSD01-405N		10
DSD01-410N		10
DSD01-420N		10
0208-T002		
0208-E002		
TM43W		10
TM-R100		10
TS-35 TS-35/15		20 10
0.8 x 3.5 | DNT11-0109		
Page 167~168		

Accessories

End cover

Plug-in bridge
2
3
4
5
10
20

Test plug

Spacer

Marking label

Continuous flat marking label

DIN rail

Tool (mm)

Ferrule

Multi-Level Grounding Terminal Blocks

Push-In Design



DP2.5N-3L-PE		
Rated Data	**UL**	**IEC**
Rated Voltage (V)	300	500
Rated Current (A)		
Rated impulse voltage		6KV
Wire range (AWG/mm²)	26~12	0.14~2
Connection Capacity		
Max. Solid (mm²)		4
Max. Stranded (mm²)		2.5
General Data		
Stripping length (mm)	10	
Insulation material	PA	
T / W (mm)	5.1 / 102.7	
H / H on TS-35 (mm)	57 / 58.5	
Package	100	
Part number		**Package**
DP2.5C-3L-YG		50
DSD01-2.502N		50
DSD01-2.503N		50
DSD01-2.504N		50
DSD01-2.505N		10
DSD01-2.510N		10
DSD01-2.520N		10
0208-T001		
0208-E001		
TM42W		10
TM-R100		10
TS-35 TS-35/15		20 10
0.6 x 3.5 | DNT11-0107		
Page 167~168		

Rated Data	**UL**	**IEC**
Rated Voltage (V)		
Rated Current (A)		
Rated impulse voltage		
Wire range (AWG/mm²)		
Connection Capacity		
Max. Solid (mm²)		
Max. Stranded (mm²)		
General Data		
Stripping length (mm)		
Insulation material		
T / W (mm)		
H / H on TS-35 (mm)		
Package		
Part number		**Package**

Rated Data	**UL**	**IEC**
Rated Voltage (V)		
Rated Current (A)		
Rated impulse voltage		
Wire range (AWG/mm²)		
Connection Capacity		
Max. Solid (mm²)		
Max. Stranded (mm²)		
General Data		
Stripping length (mm)		
Insulation material		
T / W (mm)		
H / H on TS-35 (mm)		
Package		
Part number		**Package**

Rated Data	**UL**	**IEC**
Rated Voltage (V)		
Rated Current (A)		
Rated impulse voltage		
Wire range (AWG/mm²)		
Connection Capacity		
Max. Solid (mm²)		
Max. Stranded (mm²)		
General Data		
Stripping length (mm)		
Insulation material		
T / W (mm)		
H / H on TS-35 (mm)		
Package		
Part number		**Package**

Bi-Level Diode Terminal Blocks

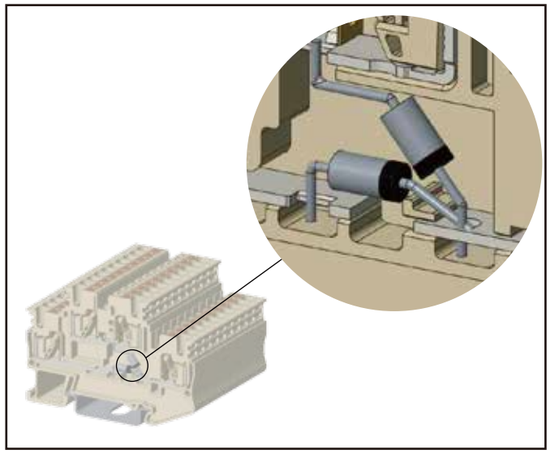

Supporting Electronic Component



Push-in Design reduces time consumed for wiring

PID

The DPP2.5N-D series are commonly applied in switching tasks. The product supports diodes in a 2-level structure to establish circuit allocation in flexible directions needed.

DPP2.5N-D..

Accessories

End cover

Plug-in bridge
2
3
4
5
10
20

Test plug

Spacer

Marking label

Continuous flat marking label

DIN rail

Tool (mm)

Ferrule



DPP2.5N-D01		
Rated Data	**UL**	**IEC**
Rated Voltage (V)	300	500
Rated Current (A)	0.5	0.5
Rated impulse voltage		6KV
Wire range (AWG/mm²)	26~12	0.14~2.5
Connection Capacity		
Max. Solid (mm²)		4
Max. Stranded (mm²)		2.5
General Data		
Stripping length (mm)	10	
Insulation material	PA	
T / W (mm)	5.1 / 69	
H / H on TS-35 (mm)	47.5 / 55	
Package	100	
Part number		**Package**
DPP2.5C		50
DSD01-2.502N		50
DSD01-2.503N		50
DSD01-2.504N		50
DSD01-2.505N		10
DSD01-2.510N		10
DSD01-2.520N		10
0208-T001		
0208-E001		
TM42W		10
TM-R100		10
TS-35		20
TS-35/15		10
0.6 x 3.5 | DNT11-0107		
Page 167~168		

Bi-Level Diode Terminal Blocks

Push-In Design



DPP2.5N-D02		
Rated Data	**UL**	**IEC**
Rated Voltage (V)	300	500
Rated Current (A)	0.5	0.5
Rated impulse voltage		6KV
Wire range (AWG/mm²)	26~12	0.14~2.5
Connection Capacity		
Max. Solid (mm²)		4
Max. Stranded (mm²)		2.5
General Data		
Stripping length (mm)	10	
Insulation material	PA	
T / W (mm)	5.1 / 69	
H / H on TS-35 (mm)	47.5 / 55	
Package	100	
Part number		**Package**
DPP2.5C		50
DSD01-2.502N		50
DSD01-2.503N		50
DSD01-2.504N		50
DSD01-2.505N		10
DSD01-2.510N		10
DSD01-2.520N		10
0208-T001		
0208-E001		
TM42W		10
TM-R100		10
TS-35		20
TS-35/15		10
0.6 x 3.5 | DNT11-0107		
Page 167~168		



DPP2.5N-D03		
Rated Data	**UL**	**IEC**
Rated Voltage (V)	300	500
Rated Current (A)	0.5	0.5
Rated impulse voltage		6KV
Wire range (AWG/mm²)	26~12	0.14~2.5
Connection Capacity		
Max. Solid (mm²)		4
Max. Stranded (mm²)		2.5
General Data		
Stripping length (mm)	10	
Insulation material	PA	
T / W (mm)	5.1 / 69	
H / H on TS-35 (mm)	47.5 / 55	
Package	100	
Part number		**Package**
DPP2.5C		50
DSD01-2.502N		50
DSD01-2.503N		50
DSD01-2.504N		50
DSD01-2.505N		10
DSD01-2.510N		10
DSD01-2.520N		10
0208-T001		
0208-E001		
TM42W		10
TM-R100		10
TS-35		20
TS-35/15		10
0.6 x 3.5 | DNT11-0107		
Page 167~168		



DPP2.5N-D04		
Rated Data	**UL**	**IEC**
Rated Voltage (V)	300	500
Rated Current (A)	0.5	0.5
Rated impulse voltage		6KV
Wire range (AWG/mm²)	26~12	0.14~2.5
Connection Capacity		
Max. Solid (mm²)		4
Max. Stranded (mm²)		2.5
General Data		
Stripping length (mm)	10	
Insulation material	PA	
T / W (mm)	5.1 / 69	
H / H on TS-35 (mm)	47.5 / 55	
Package	100	
Part number		**Package**
DPP2.5C		50
DSD01-2.502N		50
DSD01-2.503N		50
DSD01-2.504N		50
DSD01-2.505N		10
DSD01-2.510N		10
DSD01-2.520N		10
0208-T001		
0208-E001		
TM42W		10
TM-R100		10
TS-35		20
TS-35/15		10
0.6 x 3.5 | DNT11-0107		
Page 167~168		

Rated Data	**UL**	**IEC**
Rated Voltage (V)		
Rated Current (A)		
Rated impulse voltage		
Wire range (AWG/mm²)		
Connection Capacity		
Max. Solid (mm²)		
Max. Stranded (mm²)		
General Data		
Stripping length (mm)		
Insulation material		
T / W (mm)		
H / H on TS-35 (mm)		
Package		
Part number		**Package**

Potential distribution Terminal Blocks Introduction

DKD and DPD series provide multi-point potential distribution, which can be used in power cord management and configuration.

The input terminal of DKD series adopts screw-type wiring structure. The screw connection structure is vibration-resistant, anti-loosening, and features of a large contact area, which is more stable in power transmission. The output terminal adopts PID structure, which can be wired by solid wire or ferruled wire directly without tools. PID connection structure can quickly connect wires and greatly reduce the wiring time.

Both input and output terminals of DPD series are PID structure, which makes DPD series be wired easily and operated conveniently. The DPD6 of this series features of a high-density multi-layer design, which can be used in limited spaces.



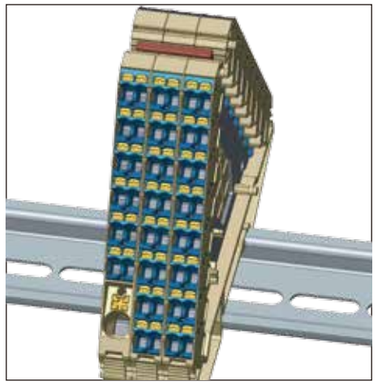

The input terminals of DKD35, DPD10 and DPD16 series provide current from 60A to 120A, which output terminals provides 4 to 12 connection points to meet the needs of various potential distributions. In addition, these series offer in different colors to distinguish the application.

The connection number is originally 28 points, which can be expanded to more than 80 points by using the insertion bridges. In addition, red and blue terminal blocks are available to intuitively identify the positive and negative electricity and reduce the errors of manual wiring.

Both DKD & DPD series are able be equipped with continuous flat marking labels in different colors which are easy to install and make the terminal block clear and identifiable. The marking system makes terminal blocks easier to identify and install, save the operation time when wiring.

Potential distribution Terminal Blocks

Push-In Design

PID

The DPD6-P series are designed for multi-potential distribution. The products support 28 contact points enables a space-saving potential distribution. Equipotential can be established by jumper bars.

DPD..-P..



DPD6-P001

Input Rated Data	UL	IEC
Rated Voltage (V)	300	250
Rated Current (A)	25	32
Rated impulse voltage		4KV
Wire range (AWG/mm²)	24~10	0.2~6
Stripping length (mm)	14~15	
Output Rated Data		
Rated Voltage (V)	300	250
Rated Current (A)	15	17.5
Rated impulse voltage		4KV
Wire range (AWG/mm²)	26~14	0.14~2.5
Stripping length (mm)	10~11	
General Data		
Insulation material	PA	
T / W (mm)	8.3 / 100	
H / H on TS-35 (mm)	86 / 87.5	
Package	50	

Color	Part number	Package
■	DPD6-P001-RD	50

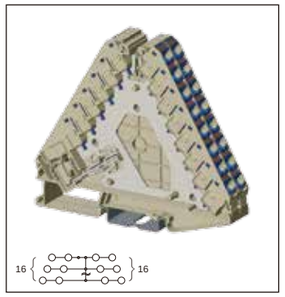

DPD6-P002

Input Rated Data	UL	IEC
Rated Voltage (V)		
Rated Current (A)		
Rated impulse voltage		
Wire range (AWG/mm²)		
Stripping length (mm)		
Output Rated Data		
Rated Voltage (V)	300	250
Rated Current (A)	15	17.5
Rated impulse voltage		4KV
Wire range (AWG/mm²)	26~14	0.14~2.5
Stripping length (mm)	10~11	
General Data		
Insulation material	PA	
T / W (mm)	8.3 / 100	
H / H on TS-35 (mm)	86 / 87.5	
Package	50	

Color	Part number	Package
■	DPD6-P002-RD	50

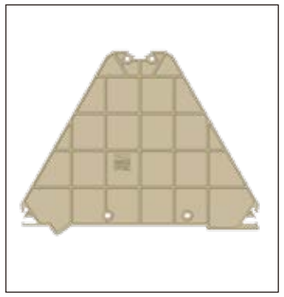

DPD6C

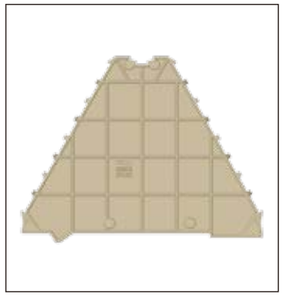

DPD6C-38

Continuous Flat Marking Label	TM-R201

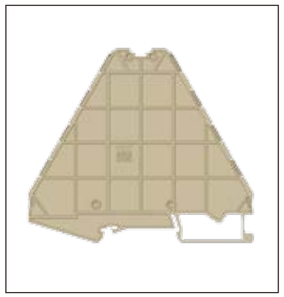

DPD6C-83

Continuous Flat Marking Label	TM-R100

Accessories

	DPD6-P001 Part number	Package	DPD6-P002 Part number	Package
End cover	DPD6C DPD6C-38 DPD6C-83	50 50 50	DPD6C DPD6C-38 DPD6C-83	50 50 50
Plug-in bridge	DSD03-M1XXX		DSD03-M1XXX	
Continuous flat marking label	TM-R200	10	TM-R200	10
DIN rail	TS-35 TS-35/15	20 10	TS-35 TS-35/15	20 10
Tool (mm)	0.4 x 2.5 | DNT11-0102 0.8 x 4 | DNT11-0109		0.4 x 2.5 | DNT11-0102	
Ferrule	Page 167~168		Page 167~168	

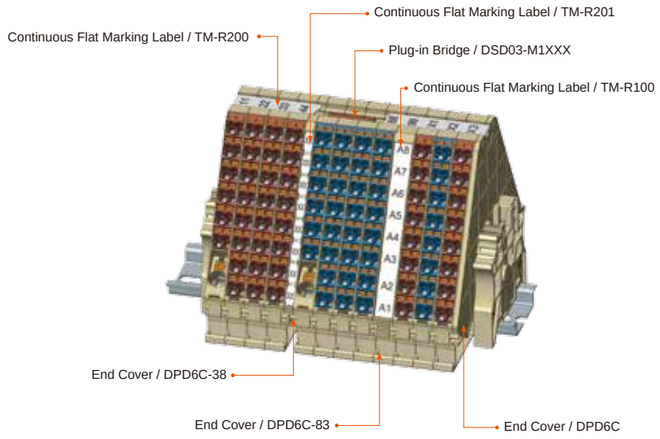

Can be cut to required length.

DSD03-M1XXX

Length	Part Number	Package
50mm	DSD03-M1050	50
500mm	DSD03-M1500	10

Potential distribution Terminal Blocks

PID

The DPD10-P, DPD16-P and DKD35-P series are designed for multi-potential distribution. The products support 4 to 16 contact points enables a space-saving potential distribution.
Equipotential can be established by jumper bars.

DPD..-P..
DKD..-P..



DPD10-P001		
Input Rated Data	**UL**	**IEC**
Rated Voltage (V)	600	1000
Rated Current (A)	60	57
Rated impulse voltage		8KV
Wire range (AWG/mm²)	20~6	0.5~10
Stripping length (mm)	17~18	
Output Rated Data		
Rated Voltage (V)	300	500
Rated Current (A)	15	17.5
Rated impulse voltage		6KV
Wire range (AWG/mm²)	26~14	0.14~1.5
Stripping length (mm)	7~8	
General Data		
Insulation material	PA	
T / W (mm)	16 / 100	
H / H on TS-35 (mm)	48.5 / 50	
Package	50	
Color	**Part number**	**Package**
■	DPD10-P001-RD	50
■	DPD10-P001-BL	50
	Part number	**Package**
	TM45W / TM45W	10
	TM-R100 / TM-R100	10
	TS-35 TS-35/15	20 10
	0.4 x 2.5 | DNT11-0102 1.0 x 5.5 | DNT11-0111	
	Page 167~168	

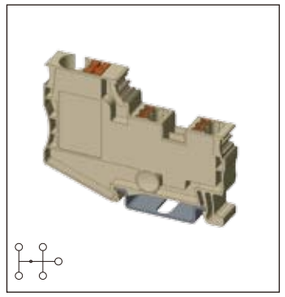

DPD10-P002		
Input Rated Data	**UL**	**IEC**
Rated Voltage (V)	600	1000
Rated Current (A)	60	57
Rated impulse voltage		8KV
Wire range (AWG/mm²)	20~6	0.5~10
Stripping length (mm)	17~18	
Output Rated Data		
Rated Voltage (V)	600	800
Rated Current (A)	20	24
Rated impulse voltage		8KV
Wire range (AWG/mm²)	26~12	0.14~2.5
Stripping length (mm)	9~10	
General Data		
Insulation material	PA	
T / W (mm)	10 / 69	
H / H on TS-35 (mm)	48.4 / 49.9	
Package	50	
Color	**Part number**	**Package**
■	DPD10-P002-RD	50
■	DPD10-P002-BL	50
	Part number	**Package**
	TM45W / TM45W	10
	TM-R100 / TM-R100	10
	TS-35 TS-35/15	20 10
	0.6 x 3.5 | DNT11-0107 1.0 x 5.5 | DNT11-0111	
	Page 167~168	

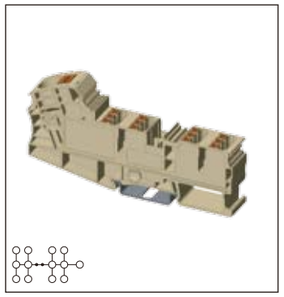

DPD16-P001		
Input Rated Data	**UL**	**IEC**
Rated Voltage (V)	600	1000
Rated Current (A)	80	76
Rated impulse voltage		8KV
Wire range (AWG/mm²)	20~4	0.5~16
Stripping length (mm)	17~18	
Output Rated Data		
Rated Voltage (V)	600	800
Rated Current (A)	20	24
Rated impulse voltage		8KV
Wire range (AWG/mm²)	26~12	0.14~2.5
Stripping length (mm)	9~10	
General Data		
Insulation material	PA	
T / W (mm)	16 / 108	
H / H on TS-35 (mm)	51.5 / 53	
Package	50	
Color	**Part number**	**Package**
■	DPD16-P001-RD	50
■	DPD16-P001-BL	50
	Part number	**Package**
	TM45W / TM45W	10
	TM-R100 / TM-R100	10
	TS-35 TS-35/15	20 10
	0.6 x 3.5 | DNT11-0107 1.0 x 5.5 | DNT11-0111	
	Page 167~168	

Accessories

Plug-in bridge

Reducing bridge

Test plug

Spacer

Marking label (Center / Outer)

Continuous flat marking label (Center / Outer)

DIN rail

Tool (mm)

Ferrule

Potential distribution Terminal Blocks

Push-In Design



DKD35-P001		
Input Rated Data	**UL**	**IEC**
Rated Voltage (V)	600	1000
Rated Current (A)	102	125
Rated impulse voltage		8KV
Wire range (AWG/mm²)	12~1/0	1.5~35
Stripping length (mm)	14~16	
Output 1 / Output 2 Rated Data		
Rated Voltage (V)	600/600	1000/800
Rated Current (A)	40/20	41/24
Rated impulse voltage		8/8KV
Wire range (AWG/mm²)	20~8 26~12	0.5~6 0.14~2.5
Stripping length (mm)	11~12 / 9~10	
General Data		
Insulation material	PA	
T / W (mm)	16 / 108	
H / H on TS-35 (mm)	47 / 48.5	
Package	50	
Color	**Part number**	**Package**
■	DKD35-P001-RD	50
■	DKD35-P001-BL	50
	Part number	**Package**
	DSD01-602N	50
	DSD03-2.5/6 DSD03-4/6	50 50
	0208-T003	
	0208-E003	
	TM45W / TM45W	10
	TM-R100 / TM-R100	10
	TS-35 TS-35/15	20 10
	0.6 x 3.5 | DNT11-0107 1.0 x 5.5 | DNT11-0111	
	Page 167~168	



DKD35-P002		
Input Rated Data	**UL**	**IEC**
Rated Voltage (V)	600	1000
Rated Current (A)	102	125
Rated impulse voltage		8KV
Wire range (AWG/mm²)	12~1/0	1.5~35
Stripping length (mm)	14~16	
Output Rated Data		
Rated Voltage (V)	600	800
Rated Current (A)	20	24
Rated impulse voltage		8KV
Wire range (AWG/mm²)	26~12	0.14~2.5
Stripping length (mm)	9~10	
General Data		
Insulation material	PA	
T / W (mm)	16 / 108	
H / H on TS-35 (mm)	47 / 48.5	
Package	50	
Color	**Part number**	**Package**
■	DKD35-P002-RD	50
■	DKD35-P002-BL	50
	Part number	**Package**
	TM45W / TM45W	10
	TM-R100 / TM-R100	10
	TS-35 TS-35/15	20 10
	0.6 x 3.5 | DNT11-0107 1.0 x 5.5 | DNT11-0111	
	Page 167~168	



DKD35-P003		
Input Rated Data	**UL**	**IEC**
Rated Voltage (V)	600	1000
Rated Current (A)	102	125
Rated impulse voltage		8KV
Wire range (AWG/mm²)	12~1/0	1.5~35
Stripping length (mm)	14~16	
Output Rated Data		
Rated Voltage (V)	600	1000
Rated Current (A)	60	57
Rated impulse voltage		8KV
Wire range (AWG/mm²)	20~6	0.5~10
Stripping length (mm)	17~18	
General Data		
Insulation material	PA	
T / W (mm)	19.4 / 80	
H / H on TS-35 (mm)	49 / 50.5	
Package	50	
Color	**Part number**	**Package**
■	DKD35-P003-RD	50
■	DKD35-P003-BL	50
	Part number	**Package**
	TM45W / TM45W	10
	TM-R100 / TM-R100	10
	TS-35 TS-35/15	20 10
	1.0 x 5.5 | DNT11-0111	
	Page 167~168	

Input Rated Data	**UL**	**IEC**
Rated Voltage (V)		
Rated Current (A)		
Rated impulse voltage		
Wire range (AWG/mm²)		
Stripping length (mm)		
Output Rated Data		
Rated Voltage (V)		
Rated Current (A)		
Rated impulse voltage		
Wire range (AWG/mm²)		
Stripping length (mm)		
General Data		
Insulation material		
T / W (mm)		
H / H on TS-35 (mm)		
Package		
Color	**Part number**	**Package**
	Part number	**Package**

DP2.5SGQKXX Assembled Product Introduction

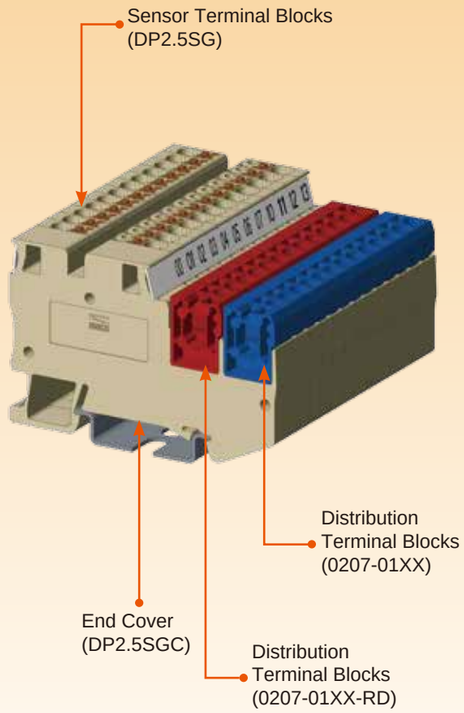

PID



The PID, DP2.5-SG.. Supports 3&4 conductor sensor and actuator which are commonly applied in signal transmission. This product line are supplied in assembled pack.

DP2.5SG..

Accessories

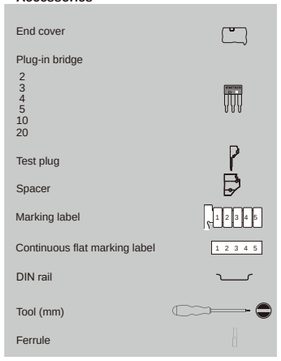



DP2.5SGQK01		
Signal Rated Data	**UL**	**IEC**
Rated Voltage (V)	600	800
Rated Current (A)	20	24
Rated impulse voltage		8KV
Wire range (AWG/mm²)	26~12	0.14~2.5
Distribution Rated Data		
Rated Voltage (V)	300	400
Rated Current (A)	10	17.5
Rated impulse voltage		8KV
Wire range (AWG/mm²)	26~14	0.5~2.5
Connection Capacity		
Max. Solid (mm²)		4
Max. Stranded (mm²)		2.5
General Data		
Stripping length (mm)	10	
Insulation material	PA	
T / W (mm)	30.5 / 69	
H / H on TS-35 (mm)	43.5 / 45	
Package	1	
Part number		**Package**
DP2.5SGC		100
DSD01-2.502N DSD01-2.503N DSD01-2.504N DSD01-2.505N DSD01-2.510N DSD01-2.520N		50 50 50 10 10 10
0208-T001		
0208-E001		
TM42W		10
TM-R100		10
TS-35 TS-35/15		20 10
0.6 x 3.5 | DNT11-0107		
Page 167~168		



DP2.5-SG with sensor / actuator is able to satisfy the wiring requirements for signal transmission in the industry.

Bill of Materials	
Part Number	**Pcs**
DP2.5SG	4
DP2.5SGC	1
0207-0105	1
0207-0105-RD	1
Marking Label	2

Push-In Design



DP2.5SGQK02		
Signal Rated Data	**UL**	**IEC**
Rated Voltage (V)	600	800
Rated Current (A)	20	24
Rated impulse voltage		8KV
Wire range (AWG/mm²)	26~12	0.14~2.5
Distribution Rated Data		
Rated Voltage (V)	300	400
Rated Current (A)	10	17.5
Rated impulse voltage		8KV
Wire range (AWG/mm²)	26~14	0.5~2.5
Connection Capacity		
Max. Solid (mm²)		4
Max. Stranded (mm²)		2.5
General Data		
Stripping length (mm)	10	
Insulation material	PA	
T / W (mm)	50.8 / 69	
H / H on TS-35 (mm)	43.5 / 45	
Package	1	
Part number		**Package**
DP2.5SGC		100
DSD01-2.502N DSD01-2.503N DSD01-2.504N DSD01-2.505N DSD01-2.510N DSD01-2.520N		50 50 50 10 10 10
0208-T001		
0208-E001		
TM42W		10
TM-R100		10
TS-35 TS-35/15		20 10
0.6 x 3.5 | DNT11-0107		
Page 167~168		

Bill of Materials	
Part Number	**Pcs**
DP2.5SG	8
DP2.5SGC	1
0207-0109	1
0207-0109-RD	1
Marking Label	2



DP2.5SGQK03		
Signal Rated Data	**UL**	**IEC**
Rated Voltage (V)	600	800
Rated Current (A)	20	24
Rated impulse voltage		8KV
Wire range (AWG/mm²)	26~12	0.14~2.5
Distribution Rated Data		
Rated Voltage (V)	300	400
Rated Current (A)	10	17.5
Rated impulse voltage		8KV
Wire range (AWG/mm²)	26~14	0.5~2.5
Connection Capacity		
Max. Solid (mm²)		4
Max. Stranded (mm²)		2.5
General Data		
Stripping length (mm)	10	
Insulation material	PA	
T / W (mm)	71.1 / 69	
H / H on TS-35 (mm)	43.5 / 45	
Package	1	
Part number		**Package**
DP2.5SGC		100
DSD01-2.502N DSD01-2.503N DSD01-2.504N DSD01-2.505N DSD01-2.510N DSD01-2.520N		50 50 50 10 10 10
0208-T001		
0208-E001		
TM42W		10
TM-R100		10
TS-35 TS-35/15		20 10
0.6 x 3.5 | DNT11-0107		
Page 167~168		

Bill of Materials	
Part Number	**Pcs**
DP2.5SG	12
DP2.5SGC	1
0207-0113	1
0207-0113-RD	1
Marking Label	2



DP2.5SGQK04		
Signal Rated Data	**UL**	**IEC**
Rated Voltage (V)	600	800
Rated Current (A)	20	24
Rated impulse voltage		8KV
Wire range (AWG/mm²)	26~12	0.14~2.5
Distribution Rated Data		
Rated Voltage (V)	300	400
Rated Current (A)	10	17.5
Rated impulse voltage		8KV
Wire range (AWG/mm²)	26~14	0.5~2.5
Connection Capacity		
Max. Solid (mm²)		4
Max. Stranded (mm²)		2.5
General Data		
Stripping length (mm)	10	
Insulation material	PA	
T / W (mm)	91.4 / 69	
H / H on TS-35 (mm)	43.5 / 45	
Package	1	
Part number		**Package**
DP2.5SGC		100
DSD01-2.502N DSD01-2.503N DSD01-2.504N DSD01-2.505N DSD01-2.510N DSD01-2.520N		50 50 50 10 10 10
0208-T001		
0208-E001		
TM42W		10
TM-R100		10
TS-35 TS-35/15		20 10
0.6 x 3.5 | DNT11-0107		
Page 167~168		

Bill of Materials	
Part Number	**Pcs**
DP2.5SG	16
DP2.5SGC	1
0207-0117	1
0207-0117-RD	1
Marking Label	2



DP2.5SGQK05		
Signal Rated Data	**UL**	**IEC**
Rated Voltage (V)	600	800
Rated Current (A)	20	24
Rated impulse voltage		8KV
Wire range (AWG/mm²)	26~12	0.14~2.5
Distribution Rated Data		
Rated Voltage (V)	300	400
Rated Current (A)	10	17.5
Rated impulse voltage		8KV
Wire range (AWG/mm²)	26~14	0.5~2.5
Connection Capacity		
Max. Solid (mm²)		4
Max. Stranded (mm²)		2.5
General Data		
Stripping length (mm)	10	
Insulation material	PA	
T / W (mm)	111.8 / 69	
H / H on TS-35 (mm)	43.5 / 45	
Package	1	
Part number		**Package**
DP2.5SGC		100
DSD01-2.502N DSD01-2.503N DSD01-2.504N DSD01-2.505N DSD01-2.510N DSD01-2.520N		50 50 50 10 10 10
0208-T001		
0208-E001		
TM42W		10
TM-R100		10
TS-35 TS-35/15		20 10
0.6 x 3.5 | DNT11-0107		
Page 167~168		

Bill of Materials	
Part Number	**Pcs**
DP2.5SG	20
DP2.5SGC	1
0207-0121	1
0207-0121-RD	1
Marking Label	2

PID

DP2.5SG is a sensor/actuator terminal block, and when mated with 0207-01xx connectors, it is a modular system of the distribution terminal block with integral cross-connection.

With the rapid growth of the automation industry, sensors for monitoring and measurements have become highly critical. Connecting DP2.5SG with sensor / actuator is able to satisfy the wiring requirements for signal transmission in the industry.

DP2.5SG









	DP2.5SG		DP2.5SGT		DP2.5SGC		DP2.5SGC-PE	
Rated Data	**UL**	**IEC**	**Rated Data**	**UL**	**IEC**			
Rated Voltage (V)	600	800	Rated Voltage (V)	600	800			
Rated Current (A)	20	24	Rated Current (A)	20	24			
Rated impulse voltage		8KV	Rated impulse voltage		8KV			
Wire range (AWG/mm^2)	26~12	0.14~2.5	Wire range (AWG/mm	26~12	0.14~2.5			
Connection Capacity			**Connection Capacity**					
Max. Solid (mm^2)		4	Max. Solid (mm		4			
Max. Stranded (mm^2)		2.5	Max. Stranded (mm		2.5			
General Data			**General Data**					
Stripping length (mm)	10		Stripping length (mm)	10				
Insulation material	PA		Insulation material	PA				
T / W (mm)	5.08 / 68.5		T / W (mm)	5.08 / 68.5				
H / H on TS-35 (mm)	43.5 / 45		H / H on TS-35 (mm)	43.5 / 45				
Package	100		Package	100				
	Part number	**Package**		**Part number**	**Package**			
	DP2.5SGC DP2.5SGC-PE	100 100		DP2.5SGC DP2.5SGC-PE	100 100			
	DSD01-2.502N DSD01-2.503N DSD01-2.504N DSD01-2.505N DSD01-2.510N DSD01-2.520N	50 50 50 10 10 10		DSD01-2.502N DSD01-2.503N DSD01-2.504N DSD01-2.505N DSD01-2.510N DSD01-2.520N	50 50 50 10 10 10			
	0208-T001			0208-T001				
	0208-E001			0208-E001				
	TM42W	10		TM42W	10			
	TM-R100	10		TM-R100	10			
	TS-35 TS-35/15	20 10		TS-35 TS-35/15	20 10			
	0.6 x 3.5 | DNT11-0107			0.6 x 3.5 | DNT11-0107				
	Page 167~168			Page 167~168				

Accessories

End cover	
Plug-in bridge	2 3 4 5 10 20
Test plug	
Spacer	
Marking block	
Marking label	1 2 3 4 5
Continuous flat marking label	1 2 3 4 5
DIN rail	
Tool (mm)	
Ferrule	

Push-In Design







	DP2.5SGR		DP2.5SGRT		0207-01XX		DP2.5SGRC-PE
Rated Data	**UL**	**IEC**	**Rated Data**	**UL**	**IEC**	**Rated Data**	**UL**	**IEC**
Rated Voltage (V)	600	800	Rated Voltage (V)	600	800	Rated Voltage	300	400
Rated Current (A)	20	24	Rated Current (A)	20	24	Rated Current	10	17.5
Rated impulse voltage		8KV	Rated impulse voltage		8KV	Rated impulse voltage		4KV
Wire range (AWG/mm	26~12	0.14~2.5	Wire range (AWG/mm	26~12	0.14~2.5	Wire range (AWG/mm^2)	26~14	0.5~2.5
Connection Capacity			**Connection Capacity**			**Connection Capacity**		
Max. Solid (mm		4	Max. Solid (mm		4	Max. Solid (mm^2)		4
Max. Stranded (mm		2.5	Max. Stranded (mm		2.5	Max. Stranded (mm^2)		2.5
General Data			**General Data**			**General Data**		
Stripping length (mm)	10		Stripping length (mm)	10		Stripping length (mm)	10	
Insulation material	PA		Insulation material	PA		Insulation material	PA	
T / W (mm)	5.08 / 82.1		T / W (mm)	5.08 / 82.8		T / W (mm)	5.08x(P-1)+10.16 / 13.1	
H / H on TS-35 (mm)	43.5 / 45		H / H on TS-35 (mm)	43.5 / 45		H / H on TS-35 (mm)	16.5 / -	
Package	100		Package	100		Package	100	
	Part number	**Package**		**Part number**	**Package**	**Color**	**Part number**	**Package**
	DP2.5SGRC-PE	100		DP2.5SGRC-PE	100	■	0207-01XX-RD	100
	DSD01-2.502N DSD01-2.503N DSD01-2.504N DSD01-2.505N DSD01-2.510N DSD01-2.520N	50 50 50 10 10 10		DSD01-2.502N DSD01-2.503N DSD01-2.504N DSD01-2.505N DSD01-2.510N DSD01-2.520N	50 50 50 10 10 10	■	0207-01XX	100
	0208-T001			0208-T001		■	0207-01XX-WPE	100
	0208-E001			0208-E001			**Part number**	**Package**
							0207-0101 0207-0105 0207-0109 0207-0111	100 100 100 100
	TM42W	10		TM42W	10			
	TM-R100	10		TM-R100	10			
	TS-35 TS-35/15	20 10		TS-35 TS-35/15	20 10			
	0.6 x 3.5 | DNT11-0107			0.6 x 3.5 | DNT11-0107				
	Page 167~168			Page 167~168				



DPES2.5QKXX Assembled Product Introduction





PID

The PID, DPES2.5QK… is terminal block supporting plugs for sensor and actuator wiring. This product line are supplied in assembled pack.

DPES2.5QK..

Accessories

End cover	
Plug-in bridge 2 3 4 5 10 20	
Test plug	
Spacer	
Marking label (Center / Outer)	
Continuous flat marking label (Center / Outer)	
DIN rail	
Tool (mm)	
Ferrule	



DPES2.5QK01		
Signal Rated Data	**UL**	**IEC**
Rated Voltage (V)	600	800
Rated Current (A)	20	24
Rated impulse voltage		8KV
Wire range (AWG/mm²)	26~12	0.14~2.5
Distribution Rated Data		
Rated Voltage (V)	300	400
Rated Current (A)	10	17.5
Rated impulse voltage		8KV
Wire range (AWG/mm²)	26~14	0.5~2.5
Connection Capacity		
Max. Solid (mm²)		4
Max. Stranded (mm²)		2.5
General Data		
Stripping length (mm)	10	
Insulation material	PA	
T / W (mm)	22.3 / 60	
H / H on TS-35 (mm)	84 / 85.5	
Package	1	

Part number	Package
DPES2.5C	50
DSD01-2.502N DSD01-2.503N DSD01-2.504N DSD01-2.505N DSD01-2.510N DSD01-2.520N	50 50 50 10 10 10
0208-T001	
0208-E001	
	10
	10
TS-35 TS-35/15	20 10
0.6 x 3.5 | DNT11-0107	
Page 167~168	

Bill of Materials	
Part Number	**Pcs**
DPES2.5	4
DPES2.5C	1
DP2.5PG-04P	1
DP-PZ-02P	1
DP-PR	1

Plug-in Connection Terminal Blocks

Push-In Design

DPES2.5QK02		
Signal Rated Data	**UL**	**IEC**
Rated Voltage (V)	600	800
Rated Current (A)	20	24
Rated impulse voltage		8KV
Wire range (AWG/mm²)	26~12	0.14~2.5
Distribution Rated Data		
Rated Voltage (V)	300	400
Rated Current (A)	10	17.5
Rated impulse voltage		8KV
Wire range (AWG/mm²)	26~14	0.5~2.5
Connection Capacity		
Max. Solid (mm²)		4
Max. Stranded (mm²)		2.5
General Data		
Stripping length (mm)	10	
Insulation material	PA	
T / W (mm)	42.6 / 60	
H / H on TS-35 (mm)	84 / 85.5	
Package	1	

Part number	Package
DPES2.5C	50
DSD01-2.502N DSD01-2.503N DSD01-2.504N DSD01-2.505N DSD01-2.510N DSD01-2.520N	50 50 50 10 10 10
0208-T001	
0208-E001	
TM47W / TM42W	10
TM-R200 / TM-R100	10
TS-35 TS-35/15	20 10
0.6 x 3.5 | DNT11-0107	
Page 167~168	

Bill of Materials	
Part Number	**Pcs**
DPES2.5	8
DPES2.5C	1
DP2.5PG-08P	1
DP-PZ-02P	1
DP-PR	1



DPES2.5QK03		
Signal Rated Data	**UL**	**IEC**
Rated Voltage (V)	600	800
Rated Current (A)	20	24
Rated impulse voltage		8KV
Wire range (AWG/mm²)	26~12	0.14~2.5
Distribution Rated Data		
Rated Voltage (V)	300	400
Rated Current (A)	10	17.5
Rated impulse voltage		8KV
Wire range (AWG/mm²)	26~14	0.5~2.5
Connection Capacity		
Max. Solid (mm²)		4
Max. Stranded (mm²)		2.5
General Data		
Stripping length (mm)	10	
Insulation material	PA	
T / W (mm)	52.8 / 60	
H / H on TS-35 (mm)	84 / 85.5	
Package	1	

Part number	Package
DPES2.5C	50
DSD01-2.502N DSD01-2.503N DSD01-2.504N DSD01-2.505N DSD01-2.510N DSD01-2.520N	50 50 50 10 10 10
0208-T001	
0208-E001	
TM47W / TM42W	10
TM-R200 / TM-R100	10
TS-35 TS-35/15	20 10
0.6 x 3.5 | DNT11-0107	
Page 167~168	

Bill of Materials	
Part Number	**Pcs**
DPES2.5	10
DPES2.5C	1
DP2.5PG-10P	1
DP-PZ-04P	1
DP-PR	1

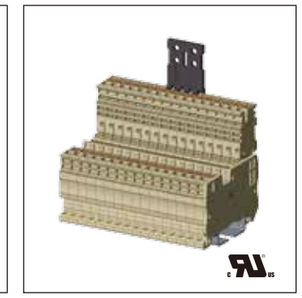

DPES2.5QK04		
Signal Rated Data	**UL**	**IEC**
Rated Voltage (V)	600	800
Rated Current (A)	20	24
Rated impulse voltage		8KV
Wire range (AWG/mm²)	26~12	0.14~2.5
Distribution Rated Data		
Rated Voltage (V)	300	400
Rated Current (A)	10	17.5
Rated impulse voltage		8KV
Wire range (AWG/mm²)	26~14	0.5~2.5
Connection Capacity		
Max. Solid (mm²)		4
Max. Stranded (mm²)		2.5
General Data		
Stripping length (mm)	10	
Insulation material	PA	
T / W (mm)	83.3 / 60	
H / H on TS-35 (mm)	84 / 85.5	
Package	1	

Part number	Package
DPES2.5C	50
DSD01-2.502N DSD01-2.503N DSD01-2.504N DSD01-2.505N DSD01-2.510N DSD01-2.520N	50 50 50 10 10 10
0208-T001	
0208-E001	
TM47W / TM42W	10
TM-R200 / TM-R100	10
TS-35 TS-35/15	20 10
0.6 x 3.5 | DNT11-0107	
Page 167~168	

Bill of Materials	
Part Number	**Pcs**
DPES2.5	16
DPES2.5C	1
DP2.5PG-16P	1
DP-PZ-04P	1
DP-PR	1



DPES2.5QK05		
Signal Rated Data	**UL**	**IEC**
Rated Voltage (V)	600	800
Rated Current (A)	20	24
Rated impulse voltage		8KV
Wire range (AWG/mm²)	26~12	0.14~2.5
Distribution Rated Data		
Rated Voltage (V)	300	400
Rated Current (A)	10	17.5
Rated impulse voltage		8KV
Wire range (AWG/mm²)	26~14	0.5~2.5
Connection Capacity		
Max. Solid (mm²)		4
Max. Stranded (mm²)		2.5
General Data		
Stripping length (mm)	10	
Insulation material	PA	
T / W (mm)	103.6 / 60	
H / H on TS-35 (mm)	84 / 85.5	
Package	1	

Part number	Package
DPES2.5C	50
DSD01-2.502N DSD01-2.503N DSD01-2.504N DSD01-2.505N DSD01-2.510N DSD01-2.520N	50 50 50 10 10 10
0208-T001	
0208-E001	
TM47W / TM42W	10
TM-R200 / TM-R100	10
TS-35 TS-35/15	20 10
0.6 x 3.5 | DNT11-0107	
Page 167~168	

Bill of Materials	
Part Number	**Pcs**
DPES2.5	20
DPES2.5C	1
DP2.5PG-20P	1
DP-PZ-04P	1
DP-PR	1

Plug-in Connection Terminal Blocks



DPES2.5 is a plug-in type terminal block that enables signal transmission and power feeding function. The anti-vibration insertion force allows the plug to be firmly connected onto the terminal base. Current can be inputted from both the base and the plug. It is equipped with a series of accessories such as plug, strain relief, latch and marking labels.

DPES2.5







DPES2.5		
Rated Data	**UL**	**IEC**
Rated Voltage (V)	600	800
Rated Current (A)	20	24
Rated impulse voltage		6KV
Wire range (AWG/mm²)	26~12	0.14~2.5
Connection Capacity		
Max. Solid (mm²)		4
Max. Stranded (mm²)		2.5
General Data		
Stripping length (mm)	10	
Insulation material	PA	
T / W (mm)	5.08 / 51	
H / H on TS-35	35 / 36.5	
Package	100	

Color	Part number	Package
	DPES2.5C	50
	DSD01-2.502N	50
	DSD01-2.503N	50
	DSD01-2.504N	50
	DSD01-2.505N	10
	DSD01-2.510N	10
	DSD01-2.520N	10
	0208-T001	
	0208-E001	
	TM47W / TM42W	10
	TM-R200 / TM-R100	10
	TS-35 TS-35/15	20 10
	DP-PZ-02P DP-PZ-04P	50 50
	DP-PR	50
	0.6 x 3.5| DNT11-0107	
	Page 167~168	

DPES2.5-PE		
Rated Data	**UL**	**IEC**
Rated Voltage (V)	600	800
Rated Current (A)		
Rated impulse voltage		6KV
Wire range (AWG/mm²)	26~12	0.14~2.5
Connection Capacity		
Max. Solid (mm²)		4
Max. Stranded (mm²)		2.5
General Data		
Stripping length (mm)	10	
Insulation material	PA	
T / W (mm)	5.08 / 51	
H / H on TS-35	35 / 36.5	
Package	100	

Color	Part number	Package
	DPES2.5C-YG	50
	DSD01-2.502N	50
	DSD01-2.503N	50
	DSD01-2.504N	50
	DSD01-2.505N	10
	DSD01-2.510N	10
	DSD01-2.520N	10
	0208-T001	
	0208-E001	
	TM47W / TM42W	10
	TM-R200 / TM-R100	10
	TS-35 TS-35/15	20 10
	DP-PZ-02P DP-PZ-04P	50 50
	DP-PR	50
	0.6 x 3.5| DNT11-0107	
	Page 167~168	

DP2.5PG-XXP		
Rated Data	**UL**	**IEC**
Rated Voltage (V)	600	800
Rated Current (A)	20	24
Rated impulse voltage		8KV
Wire range (AWG/mm²)	26~12	0.14~2.5
Connection Capacity		
Max. Solid (mm²)		4
Max. Stranded (mm²)		2.5
General Data		
Stripping length (mm)	10	
Insulation material	PA	
T / W (mm)	-	
H / H on TS-35	-	
Package	-	

Color	Part number	Package
	DP2.5PG-XXP-WPE	50
	TM42W	10
	TM-R100	10
	DP-PZ-02P DP-PZ-04P	50 50
	DP-PR	50
	0.6 x 3.5| DNT11-0107	
	Page 167~168	

Accessories

	Part number	Package
End cover		
Plug-in bridge 2 3 4 5 10 20		
Test plug		
Spacer		
Marking label (Center / Outer)		
Continuous flat marking label (Center / Outer)		
DIN rail		
Strain relief		
Latch		
Tool (mm)		
Ferrule		

Strain relief

02P	**DP-PZ-02P**
04P	**DP-PZ-04P**

Latch

DP-PR

Pole	Part Number	Package
2	DP2.5PG-02P	100
3	DP2.5PG-03P	100
4	DP2.5PG-04P	50
5	DP2.5PG-05P	50
6	DP2.5PG-06P	50
7	DP2.5PG-07P	50
8	DP2.5PG-08P	50

DP2.5/4 Knife and Disconnect Terminal Blocks Introduction

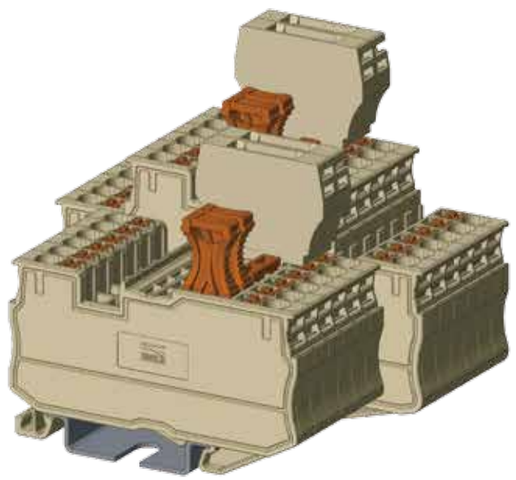

The blades AKP-TP and AKP-TG are able to connect and disconnect quickly. The component carrier AKP-CP adopts diodes, resistors or other eletronic components required for circuit solution.

Upper layer of the compact double layers design support knife and disconnect function, lower layer support grounding.

Marking system by continuous label strip offer clear marking identification and easy installation.

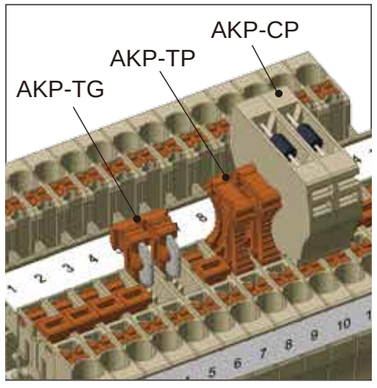



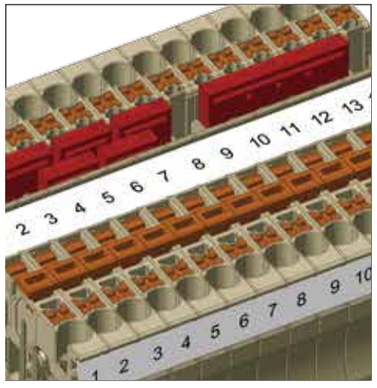

Blade disconnecting terminal block supports AKP-TP, AKP-TG, AKP-CP blades. Fast circuit disconnection can be established through AKP-TP and AKP-TG. The component carrier AKP-CP adopts resistor, diode and other electronic components required for circuit solution.

PID terminal blocks offer compact wiring connection in constrained space. Additionally, the product supports double level with variety structure of blade on the upper level while the second level applies to grounding, which increase space utility of the device.

The product has 2 jumper slots, which enables any numbers of terminal blocks to be shorted by use of 2P jumper. Mating with the continuous flat marking label makes easy and clear indication for installation and makes wiring much efficient.

Knife and Disconnect Terminal Blocks

PID









The PID, DP2.5-T is the knife disconnect type terminal block, are characterized by its compact structure and easy disconnection of the circuit testing. The product also supports plug-in bridge for equipotential function.

DP2.5-..

DP2.5-TP		
Rated Data	**UL**	**IEC**
Rated Voltage (V)	300	400
Rated Current (A)	20	20
Rated impulse voltage		6KV
Wire range (AWG/mm²)	26~12	0.2~2.5
Connection Capacity		
Max. Solid (mm²)		4
Max. Stranded (mm²)		2.5
General Data		
Stripping length (mm)	10	
Insulation material	PA	
T / W (mm)	5.1 / 61.7	
H / H on TS-35 (mm)	49.1 / 50.6	
Package	100	
Color	**Part number**	**Package**
■	DP2.5-TP-RD	100
■	DP2.5-TP-BL	100
	Part number	**Package**
	DP2.5C-T	50
	DSD01-2.502N DSD01-2.503N DSD01-2.504N DSD01-2.505N DSD01-2.510N DSD01-2.520N	50 50 50 10 10 10
	0208-T001	
	0208-E001	
	TM47W / TM42W	10
	TM-R200 / TM-R100	10
	TS-35 TS-35/15	20 10
	0.6 x 3.5 | DNT11-0107	
	Page 167~168	

DP2.5-TG		
Rated Data	**UL**	**IEC**
Rated Voltage (V)	300	400
Rated Current (A)	20	20
Rated impulse voltage		6KV
Wire range (AWG/mm²)	26~12	0.2~2.5
Connection Capacity		
Max. Solid (mm²)		4
Max. Stranded (mm²)		2.5
General Data		
Stripping length (mm)	10	
Insulation material	PA	
T / W (mm)	5.1 / 61.7	
H / H on TS-35 (mm)	36.7 / 38.2	
Package	100	
Color	**Part number**	**Package**
■	DP2.5-TG-RD	100
■	DP2.5-TG-BL	100
	Part number	**Package**
	DP2.5C-T	50
	DSD01-2.502N DSD01-2.503N DSD01-2.504N DSD01-2.505N DSD01-2.510N DSD01-2.520N	50 50 50 10 10 10
	0208-T001	
	0208-E001	
	TM47W / TM42W	10
	TM-R200 / TM-R100	10
	TS-35 TS-35/15	20 10
	0.6 x 3.5 | DNT11-0107	
	Page 167~168	

DP2.5-CP		
Rated Data	**UL**	**IEC**
Rated Voltage (V)	300	400
Rated Current (A)	20	20
Rated impulse voltage		6KV
Wire range (AWG/mm²)	26~12	0.2~2.5
Connection Capacity		
Max. Solid (mm²)		4
Max. Stranded (mm²)		2.5
General Data		
Stripping length (mm)	10	
Insulation material	PA	
T / W (mm)	5.1 / 61.7	
H / H on TS-35 (mm)	56.2 / 57.7	
Package	100	
Color	**Part number**	**Package**
■	DP2.5-CP-RD	100
■	DP2.5-CP-BL	100
	Part number	**Package**
	DP2.5C-T	50
	DSD01-2.502N DSD01-2.503N DSD01-2.504N DSD01-2.505N DSD01-2.510N DSD01-2.520N	50 50 50 10 10 10
	0208-T001	
	0208-E001	
	TM47W / TM42W	10
	TM-R200 / TM-R100	10
	TS-35 TS-35/15	20 10
	0.6 x 3.5 | DNT11-0107	
	Page 167~168	

Accessories

End cover

Plug-in bridge
2
3
4
5
10
20

Test plug

Spacer

Marking label (Center / Outer)

Continuous flat marking label (Center / Outer)

DIN rail

Tool (mm)

Ferrule

AKP-TP	AKP-TG	AKP-CP
Isolating plug	Feed-through connector	Component plug

Knife and Disconnect Terminal Blocks

Push-In Design

PID









The PID, DP4-T is the knife disconnect type terminal block, are characterized by its compact structure and easy disconnection of the circuit testing. The product also supports plug-in bridge for equipotential function.

DP4-..

DP4-TP		
Rated Data	**UL**	**IEC**
Rated Voltage (V)	300	500
Rated Current (A)	20	20
Rated impulse voltage		6KV
Wire range (AWG/mm²)	24~10	0.2~4
Connection Capacity		
Max. Solid (mm²)		6
Max. Stranded (mm²)		4
General Data		
Stripping length (mm)	12	
Insulation material	PA	
T / W (mm)	6.1 / 57	
H / H on TS-35 (mm)	49.1 / 50.6	
Package	100	
Color	**Part number**	**Package**
■	DP4-TP-RD	100
■	DP4-TP-BL	100
	Part number	**Package**
	DP4C-TFU	50
	DSD01-402N DSD01-403N DSD01-404N DSD01-405N DSD01-410N DSD01-420N	50 50 50 10 10 10
	0208-T002	
	0208-E002	
	TM43W	10
	TM-R100	10
	TS-35 TS-35/15	20 10
	0.8 x 3.5 | DNT11-0109	
	Page 167~168	

DP4-TG		
Rated Data	**UL**	**IEC**
Rated Voltage (V)	300	500
Rated Current (A)	20	20
Rated impulse voltage		6KV
Wire range (AWG/mm²)	24~10	0.2~4
Connection Capacity		
Max. Solid (mm²)		6
Max. Stranded (mm²)		4
General Data		
Stripping length (mm)	12	
Insulation material	PA	
T / W (mm)	6.1 / 57	
H / H on TS-35 (mm)	36.7 / 38.2	
Package	100	
Color	**Part number**	**Package**
■	DP4-TG-RD	100
■	DP4-TG-BL	100
	Part number	**Package**
	DP4C-TFU	50
	DSD01-402N DSD01-403N DSD01-404N DSD01-405N DSD01-410N DSD01-420N	50 50 50 10 10 10
	0208-T002	
	0208-E002	
	TM43W	10
	TM-R100	10
	TS-35 TS-35/15	20 10
	0.8 x 3.5 | DNT11-0109	
	Page 167~168	

DP4-CP		
Rated Data	**UL**	**IEC**
Rated Voltage (V)	300	500
Rated Current (A)	20	20
Rated impulse voltage		6KV
Wire range (AWG/mm²)	24~10	0.2~4
Connection Capacity		
Max. Solid (mm²)		6
Max. Stranded (mm²)		4
General Data		
Stripping length (mm)	12	
Insulation material	PA	
T / W (mm)	6.1 / 57	
H / H on TS-35 (mm)	56.3 / 57.8	
Package	100	
Color	**Part number**	**Package**
■	DP4-CP-RD	100
■	DP4-CP-BL	100
	Part number	**Package**
	DP4C-TFU	50
	DSD01-402N DSD01-403N DSD01-404N DSD01-405N DSD01-410N DSD01-420N	50 50 50 10 10 10
	0208-T002	
	0208-E002	
	TM43W	10
	TM-R100	10
	TS-35 TS-35/15	20 10
	0.8 x 3.5 | DNT11-0109	
	Page 167~168	

Accessories

End cover

Plug-in bridge
2
3
4
5
10
20

Test plug

Spacer

Marking label

Continuous flat marking label

DIN rail

Tool (mm)

Ferrule

Bi-Level Knife and Disconnect Terminal Blocks



The PID, DPP4-T is the double level knife disconnect terminal block, are characterized by its compact structure and easy disconnection of the circuit for testing. The product has two individual potentials for higher density contact, and supports plug-in bridge for equipotential function.

DPP2.5-..







DPP2.5-TP		
Rated Data	**UL**	**IEC**
Rated Voltage (V)	300	400
Rated Current (A)	20	20
Rated impulse voltage		6KV
Wire range (AWG/mm²)	26~12	0.2~2.5
Connection Capacity		
Max. Solid (mm²)		4
Max. Stranded (mm²)		2.5
General Data		
Stripping length (mm)	10	
Insulation material	PA	
T / W (mm)	5.1 / 78.5	
H / H on TS-35 (mm)	60.1 / 61.6	
Package	100	
Color	**Part number**	**Package**
■	DPP2.5-TP-RD	100
■	DPP2.5-TP-BL	100
	Part number	**Package**
	DPP2.5C-T	50
	DSD01-2.502N DSD01-2.503N DSD01-2.504N DSD01-2.505N DSD01-2.510N DSD01-2.520N	50 50 50 10 10 10
	0208-T001	
	0208-E001	
	TM42W	10
	TM-R100	10
	TS-35 TS-35/15	20 10
	0.6 x 3.5 | DNT11-0107	
	Page 167~168	

DPP2.5-TG		
Rated Data	**UL**	**IEC**
Rated Voltage (V)	300	400
Rated Current (A)	20	20
Rated impulse voltage		6KV
Wire range (AWG/mm²)	26~12	0.2~2.5
Connection Capacity		
Max. Solid (mm²)		4
Max. Stranded (mm²)		2.5
General Data		
Stripping length (mm)	10	
Insulation material	PA	
T / W (mm)	5.1 / 78.5	
H / H on TS-35 (mm)	47.7 / 49.2	
Package	100	
Color	**Part number**	**Package**
■	DPP2.5-TG-RD	100
■	DPP2.5-TG-BL	100
	Part number	**Package**
	DPP2.5C-T	50
	DSD01-2.502N DSD01-2.503N DSD01-2.504N DSD01-2.505N DSD01-2.510N DSD01-2.520N	50 50 50 10 10 10
	0208-T001	
	0208-E001	
	TM42W	10
	TM-R100	10
	TS-35 TS-35/15	20 10
	0.6 x 3.5 | DNT11-0107	
	Page 167~168	

DPP2.5-CP		
Rated Data	**UL**	**IEC**
Rated Voltage (V)	300	400
Rated Current (A)	20	20
Rated impulse voltage		6KV
Wire range (AWG/mm²)	26~12	0.2~2.5
Connection Capacity		
Max. Solid (mm²)		4
Max. Stranded (mm²)		2.5
General Data		
Stripping length (mm)	10	
Insulation material	PA	
T / W (mm)	5.1 / 78.5	
H / H on TS-35 (mm)	67.2 / 68.7	
Package	100	
Color	**Part number**	**Package**
■	DPP2.5-CP-RD	100
■	DPP2.5-CP-BL	100
	Part number	**Package**
	DPP2.5C-T	50
	DSD01-2.502N DSD01-2.503N DSD01-2.504N DSD01-2.505N DSD01-2.510N DSD01-2.520N	50 50 50 10 10 10
	0208-T001	
	0208-E001	
	TM42W	10
	TM-R100	10
	TS-35 TS-35/15	20 10
	0.6 x 3.5 | DNT11-0107	
	Page 167~168	

Accessories

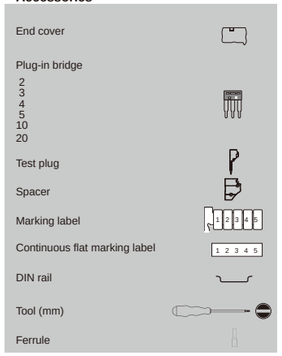

DP2.5/4 Fuse Terminal Blocks Introduction

The fuse terminal block supports cartridge fuse and car fuse, which with a 2-way LED indicator to afford the use of different current directions.

The product adopts rotary lever or lever type fuse carrier to be applied in various fields. PID connection method enables quick wiring and saves user's wiring time. The compact design provides high density connection in limited space.

It can support continuous flat marking labels, and the flexible marking system offers convenient installation and brings users more conveniences when wiring.

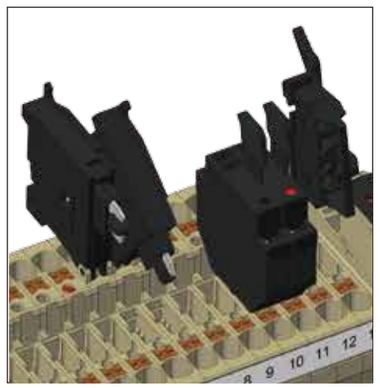

The fuse terminal block supports cartridge fuse, car fuse and two-way LED indicator to identify current direction. The product adopts rotary lever or lever type fuse carrier.

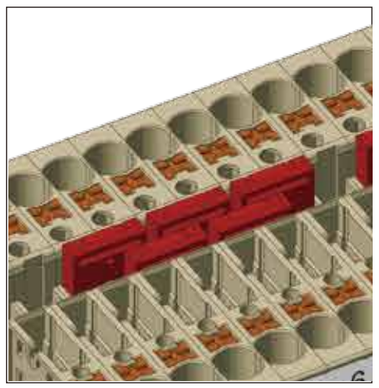

The product has 2 jumper slots, which enables any numbers of terminal blocks to be shorted by use of 2P jumper. Mating with the continuous flat marking label makes easy and clear indication for installation and makes wiring much efficient.



PID type is able to install wire without tool and save much wiring time, and offer high density wiring connection in limited space.

Lever-Type Fuse Disconnect Terminal Blocks



The PID, DP…-TF is disconnect terminal block with fuse lever.

The product supports 5X20mm cartridge fuse inside the fuse holder. The cartridge fuse can be placed inside the fuse holder and clip on the slot.

DP..-TF



DP4-TF(5X20)		
Rated Data	**UL**	**IEC**
Rated Voltage (V)	300	400
Rated Current (A)	6.3	6.3
Rated impulse voltage		6KV
Wire range (AWG/mm²)	24~10	0.2~4
Connection Capacity		
Max. Solid (mm²)		6
Max. Stranded (mm²)		4
General Data		
Stripping length (mm)	12	
Insulation material	PA	
T / W (mm)	6.1 / 57	
H / H on TS-35 (mm)	63.1 / 64.6	
Package	100	
	Part number	**Package**
	DP4C-TFU	50
	DSD01-402N	50
	DSD01-403N	50
	DSD01-404N	50
	DSD01-405N	10
	DSD01-410N	10
	DSD01-420N	10
	0208-T002	
	0208-E002	
	TM43W	10
	TM-R100	10
	TS-35 TS-35/15	20 10
	0.8 x 3.5 | DNT11-0109	
	FUK1A-01 FUK2A-01 FUK6.3A-01	50 50 50
	Page 167~168	



DP4-TFLXX(5X20)		
Rated Data	**UL**	**IEC**
Rated Voltage (V)	300	400
Rated Current (A)	6.3	6.3
Rated impulse voltage		6KV
Wire range (AWG/mm²)	24~10	0.2~4
Connection Capacity		
Max. Solid (mm²)		6
Max. Stranded (mm²)		4
General Data		
Stripping length (mm)	12	
Insulation material	PA	
T / W (mm)	6.1 / 57	
H / H on TS-35 (mm)	63.1 / 64.6	
Package	100	
	Part number	**Package**
	DP4C-TFU	50
	DSD01-402N	50
	DSD01-403N	50
	DSD01-404N	50
	DSD01-405N	10
	DSD01-410N	10
	DSD01-420N	10
	0208-T002	
	0208-E002	
	TM43W	10
	TM-R100	10
	TS-35 TS-35/15	20 10
	0.8 x 3.5 | DNT11-0109	
	FUK1A-01 FUK2A-01 FUK6.3A-01	50 50 50
	Page 167~168	



DP6-TF(6.3X32)		
Rated Data	**UL**	**IEC**
Rated Voltage (V)	300	630
Rated Current (A)	6.3	6.3
Rated impulse voltage		6KV
Wire range (AWG/mm²)	20~8	0.5~6
Connection Capacity		
Max. Solid (mm²)		10
Max. Stranded (mm²)		6
General Data		
Stripping length (mm)	10~12	
Insulation material	PA	
T / W (mm)	8 / 74.6	
H / H on TS-35 (mm)	70.1 / 71.6	
Package	100	
	Part number	**Package**
	DSD01-602N DSD01-603N DSD01-604N DSD01-605N DSD01-610N	50 50 50 10 10
	0208-T003	
	0208-E003	
	TM44W	10
	TM-R100	10
	TS-35 TS-35/15	20 10
	0.8 x 4 | DNT11-0109	
	FUK1A-02 FUK2A-02 FUK6.3A-02	50 50 50
	Page 167~168	

Accessories

End cover

Plug-in bridge
2
3
4
5
10
20

Test plug

Spacer

Marking label

Continuous flat marking label

DIN rail

Tool (mm)

Fuse

Ferrule

Fuse Specification

Part number	Fuse size	Current
FUK1A-01	5x20	1A
FUK2A-01	5x20	2A
FUK6.3A-01	5x20	6.3A
FUK1A-02	6.3x32	1A
FUK2A-02	6.3x32	2A
FUK6.3A-02	6.3x32	6.3A

* DP4-TFLXX(5X20) with LED display.

Part number	LED	Voltage
DP4-TFL24(5X20)	with LED light	24V
DP4-TFL60(5X20)	with LED light	60V
DP4-TFL110(5X20)	with LED light	110V
DP4-TFL250(5X20)	with LED light	250V

Lever-Type Fuse Disconnect Terminal Blocks

Push-In Design



DP6-TFLXX(6.3X32)		
Rated Data	**UL**	**IEC**
Rated Voltage (V)	300	630
Rated Current (A)	6.3	6.3
Rated impulse voltage		6KV
Wire range (AWG/mm²)	20~8	0.5~6
Connection Capacity		
Max. Solid (mm²)		10
Max. Stranded (mm²)		6
General Data		
Stripping length (mm)	10~12	
Insulation material	PA	
T / W (mm)	8 / 74.6	
H / H on TS-35 (mm)	70.1 / 71.6	
Package	100	
	Part number	**Package**
	DSD01-602N DSD01-603N DSD01-604N DSD01-605N DSD01-610N	50 50 50 10 10
	0208-T003	
	0208-E003	
	TM44W	10
	TM-R100	10
	TS-35 TS-35/15	20 10
	0.8 x 4 | DNT11-0109	
	FUK1A-02 FUK2A-02 FUK6.3A-02	50 50 50
	Page 167~168	

The PID, DP4..-TFH are offered with fuse cap supported by the loaded spring. The cap can be ejected when inserting the fuse.

This product supports LED for clear indication.

DP..-TFH

DP4-TFH(5X20)		
Rated Data	**UL**	**IEC**
Rated Voltage (V)	600	500
Rated Current (A)	6.3	6.3
Rated impulse voltage		6KV
Wire range (AWG/mm²)	24~10	0.2~4
Connection Capacity		
Max. Solid (mm²)		6
Max. Stranded (mm²)		4
General Data		
Stripping length (mm)	10~12	
Insulation material	PA	
T / W (mm)	8 / 67.3	
H / H on TS-35 (mm)	44.2 / 45.7	
Package	100	
	Part number	**Package**
	DP4C-TFH	50
	TM44W	10
	TM-R100	10
	TS-35 TS-35/15	20 10
	0.8 x 3.5 | DNT11-0109	
	FUK1A-01 FUK2A-01 FUK6.3A-01	50 50 50
	Page 167~168	

DP4-TFHLXX(5X20)		
Rated Data	**UL**	**IEC**
Rated Voltage (V)	600	500
Rated Current (A)	6.3	6.3
Rated impulse voltage		6KV
Wire range (AWG/mm²)	24~10	0.2~4
Connection Capacity		
Max. Solid (mm²)		6
Max. Stranded (mm²)		4
General Data		
Stripping length (mm)	10~12	
Insulation material	PA	
T / W (mm)	8 / 67.3	
H / H on TS-35 (mm)	44.2 / 45.7	
Package	100	
	Part number	**Package**
	DP4C-TFH	50
	TM44W	10
	TM-R100	10
	TS-35 TS-35/15	20 10
	0.8 x 3.5 | DNT11-0109	
	FUK1A-01 FUK2A-01 FUK6.3A-01	50 50 50
	Page 167~168	

Accessories

End cover

Marking label

Continuous flat marking label

DIN rail

Tool (mm)

Fuse

Ferrule

* DP6-TFLXX(6.3X32) with LED display.

Part number	LED	Voltage
DP6-TFL24(6.3X32)	with LED light	24V
DP6-TFL60(6.3X32)	with LED light	60V
DP6-TFL110(6.3X32)	with LED light	110V
DP6-TFL250(6.3X32)	with LED light	250V
DP6-TFL630(6.3X32)	with LED light	630V

* DP4-TFHLXX(5X20) with LED display.

Part number	LED	Voltage
DP4-TFHL24(5X20)	with LED light	24V
DP4-TFHL60(5X20)	with LED light	60V
DP4-TFHL110(5X20)	with LED light	110V
DP4-TFHL250(5X20)	with LED light	250V

Fuse Disconnect Terminal Blocks



The PID, DP4N-TFU is the disconnect terminal block with fuse plug. The product support both fuse plug with LED and type C car fuse. The structure of the terminal block is compact and the fuse plug can be easily disconnected during the fuse replacement.

DP..-TFU





	DP4N-TFU		DP4N-TFULXX			
Rated Data	**UL**	**IEC**	**Rated Data**	**UL**	**IEC**	**Rated Data** / **UL** / **IEC**
Rated Voltage (V)	300	400	Rated Voltage (V)	300	400	
Rated Current (A)	15	10	Rated Current (A)	15	10	
Rated impulse voltage		6KV	Rated impulse voltage		6KV	
Wire range (AWG/mm²)	24~10	0.2~4	Wire range (AWG/mm²)	24~10	0.2~4	
Connection Capacity			**Connection Capacity**			**Connection Capacity**
Max. Solid (mm²)		6	Max. Solid (mm²)		6	
Max. Stranded (mm²)		4	Max. Stranded (mm²)		4	
General Data			**General Data**			**General Data**
Stripping length (mm)	12		Stripping length (mm)	12		
Insulation material	PA		Insulation material	PA		
T / W (mm)	6.1 / 57		T / W (mm)	6.1 / 57		
H / H on TS-35 (mm)	35 / 36.5		H / H on TS-35 (mm)	35 / 36.5		
Package	100		Package	100		
	Part number	**Package**		**Part number**	**Package**	**Part number** / **Package**
	DP4C-TFU	50		DP4C-TFU	50	
	DSD01-402N	50		DSD01-402N	50	
	DSD01-403N	50		DSD01-403N	50	
	DSD01-404N	50		DSD01-404N	50	
	DSD01-405N	10		DSD01-405N	10	
	DSD01-410N	10		DSD01-410N	10	
	DSD01-450N	10		DSD01-450N	10	
	0208-T002			0208-T002		
	0208-E002			0208-E002		
	TM43W	10		TM43W	10	
	TM-R100	10		TM-R100	10	
	TS-35 TS-35/15	20 10		TS-35 TS-35/15	20 10	
	0.8 x 4 | DNT11-0109			0.8 x 4 | DNT11-0109		
	Page 167~168			Page 167~168		

Accessories

End cover

Plug-in bridge
2
3
4
5
10
20

Test plug

Spacer

Marking label

Continuous flat marking label

DIN rail

Tool (mm)

Ferrule

* DP4N-TFULXX with LED display.

Part number	LED	Voltage
DP4N-TFUL12	with LED light	12V
DP4N-TFUL24	with LED light	24V
DP4N-TFUL48	with LED light	48V

Lever-Type Fuse Disconnect Terminal Blocks

Push-In Design



The PID, DP4N-TFU is the disconnect terminal block with fuse plug. The product support both fuse plug with LED and type C car fuse. The structure of the terminal block is compact and the fuse plug can be easily disconnected during the fuse replacement.

DP..-TFU





	DP4N-TFU(5X20)		DP4N-TFULXX(5X20)			
Rated Data	**UL**	**IEC**	**Rated Data**	**UL**	**IEC**	**Rated Data** / **UL** / **IEC**
Rated Voltage (V)	300	400	Rated Voltage (V)	300	400	
Rated Current (A)	12	10	Rated Current (A)	12	10	
Rated impulse voltage		6KV	Rated impulse voltage		6KV	
Wire range (AWG/mm²)	24~10	0.2~4	Wire range (AWG/mm²)	24~10	0.2~4	
Connection Capacity			**Connection Capacity**			**Connection Capacity**
Max. Solid (mm²)		6	Max. Solid (mm²)		6	
Max. Stranded (mm²)		4	Max. Stranded (mm²)		4	
General Data			**General Data**			**General Data**
Stripping length (mm)	12		Stripping length (mm)	12		
Insulation material	PA		Insulation material	PA		
T / W (mm)	6.1 / 57		T / W (mm)	6.1 / 57		
H / H on TS-35 (mm)	79 / 80.5		H / H on TS-35 (mm)	79 / 80.5		
Package	100		Package	100		
	Part number	**Package**		**Part number**	**Package**	**Part number** / **Package**
	DP4C-TFU	50		DP4C-TFU	50	
	DSD01-402N	50		DSD01-402N	50	
	DSD01-403N	50		DSD01-403N	50	
	DSD01-404N	50		DSD01-404N	50	
	DSD01-405N	10		DSD01-405N	10	
	DSD01-410N	10		DSD01-410N	10	
	DSD01-450N	10		DSD01-450N	10	
	0208-T002			0208-T002		
	0208-E002			0208-E002		
	TM43W	10		TM43W	10	
	TM-R100	10		TM-R100	10	
	TS-35 TS-35/15	20 10		TS-35 TS-35/15	20 10	
	0.8 x 4 | DNT11-0109			0.8 x 4 | DNT11-0109		
	FUK1A-01 FUK2A-01 FUK6.3A-01	50 50 50		FUK1A-01 FUK2A-01 FUK6.3A-01	50 50 50	
	Page 167~168			Page 167~168		

Accessories

End cover

Plug-in bridge
2
3
4
5
10
20

Test plug

Spacer

Marking label

Continuous flat marking label

DIN rail

Tool (mm)

Fuse

Ferrule

* DP4N-TFULXX(5X20) with LED display.

Part number	LED	Voltage
DP4N-TFUL5(5X20)	with LED light	5V
DP4N-TFUL12(5X20)	with LED light	12V
DP4N-TFUL24(5X20)	with LED light	24V
DP4N-TFUL48(5X20)	with LED light	48V
DP4N-TFUL110(5X20)	with LED light	110V
DP4N-TFUL220(5X20)	with LED light	220V
DP4N-TFUL300(5X20)	with LED light	300V

Fuse Plug

DP-FU(5X20)

Test Disconnect Terminal Blocks

Test disconnect terminal blocks are designed specifically for the secondary circuit of current transformers. DPTL6 and DPTD6 can be configured with fixed bridges, switch bars and 4mmø test plugs as a simple detection circuit.

Use lever to connect or disconnect the connection of the terminal block, and a 4mmø test probe can be used to check the signal inside the circuit. Less space is required to connect multiple measuring devices or protective relays.

DPT..



DPTD6N		
Rated Data	**UL**	**IEC**
Rated Voltage (V)	300	500
Rated Current (A)	15	17.5
Rated impulse voltage		6KV
Wire range (AWG/mm²)	26~14	0.5~6
Connection Capacity		
Max. Solid (mm²)		10
Max. Stranded (mm²)		6
General Data		
Stripping length (mm)	12	
Insulation material	PA	
T / W (mm)	8 / 104.6	
H / H on TS-35 (mm)	48.5 / 50	
Package	50	
Accessories	**Part number**	**Package**
End cover	DPTD6C	50
Plug-in bridge 2	DSD01-602N	50
3	DSD01-603N	50
4	DSD01-604N	50
5	DSD01-605N	10
10	DSD01-610N	10
20	DSD01-620N	10
Test plug	0208-T003	
Spacer	0208-E003	
Marking label (Center / Outer)	TM49W / TM44W	10
Continuous flat marking label (Center / Outer)	TM-R200 / TM-R100	10
DIN rail	TS-35 TS-35/15	20 10
Tool (mm)	0.8 x 4 | DNT11-0109	
Ferrule	Page 167~168	



DPTL6N		
Rated Data	**UL**	**IEC**
Rated Voltage (V)	300	500
Rated Current (A)	15	17.5
Rated impulse voltage		6KV
Wire range (AWG/mm²)	26~14	0.5~6
Connection Capacity		
Max. Solid (mm²)		10
Max. Stranded (mm²)		6
General Data		
Stripping length (mm)	12	
Insulation material	PA	
T / W (mm)	8 / 104.6	
H / H on TS-35 (mm)	48.5 / 50	
Package	50	
	Part number	**Package**
	DPTD6C	50
	DSD01-602N	50
	DSD01-603N	50
	DSD01-604N	50
	DSD01-605N	10
	DSD01-610N	10
	DSD01-620N	10
	0208-T003	
	0208-E003	
	TM49W / TM44W	10
	TM-R200 / TM-R100	10
	TS-35 TS-35/15	20 10
	0.8 x 4 | DNT11-0109	
	Page 167~168	

Rated Data	**UL**	**IEC**
Connection Capacity		
General Data		
	Part number	**Package**



Diode Terminal Blocks

Push-In Design

DPTD series is a diode terminal block that is used for a fast and reliable protection against reversed currents. Although standard products can generally be used in AC applications, a more specific approach is required for DC applications, such as photovoltaic applications.

DPTD6..



DPTD6N-D05		
Rated Data	**UL**	**IEC**
Rated Voltage (V)	600	1000
Rated Current (A)	1.3	1.3
Rated impulse voltage		8KV
Wire range (AWG/mm²)	20~8	0.5~6
Connection Capacity		
Max. Solid (mm²)		10
Max. Stranded (mm²)		6
General Data		
Stripping length (mm)	12	
Insulation material	PA	
T / W (mm)	8 / 104.6	
H / H on TS-35 (mm)	48.5 / 50	
Package	50	
Accessories	**Part number**	**Package**
End cover	DPTD6C	50
Plug-in bridge 2	DSD01-602N	50
3	DSD01-603N	50
4	DSD01-604N	50
5	DSD01-605N	10
10	DSD01-610N	10
20	DSD01-620N	10
Test plug	0208-T003	
Spacer	0208-E003	
Marking label (Center / Outer)	TM49W / TM44W	10
Continuous flat marking label (Center / Outer)	TM-R200 / TM-R100	10
DIN rail	TS-35 TS-35/15	20 10
Tool (mm)	0.8 x 4 | DNT11-0109	
Ferrule	Page 167~168	



DPTD6N-D06		
Rated Data	**UL**	**IEC**
Rated Voltage (V)	600	1000
Rated Current (A)	1.3	1.3
Rated impulse voltage		8KV
Wire range (AWG/mm²)	20~8	0.5~6
Connection Capacity		
Max. Solid (mm²)		10
Max. Stranded (mm²)		6
General Data		
Stripping length (mm)	12	
Insulation material	PA	
T / W (mm)	8 / 104.6	
H / H on TS-35 (mm)	48.5 / 50	
Package	50	
	Part number	**Package**
	DPTD6C	50
	DSD01-602N	50
	DSD01-603N	50
	DSD01-604N	50
	DSD01-605N	10
	DSD01-610N	10
	DSD01-620N	10
	0208-T003	
	0208-E003	
	TM49W / TM44W	10
	TM-R200 / TM-R100	10
	TS-35 TS-35/15	20 10
	0.8 x 4 | DNT11-0109	
	Page 167~168	

Rated Data	**UL**	**IEC**
Connection Capacity		
General Data		
	Part number	**Package**

Spring Clamp Connection Terminal Block

- The spring clamp connection terminal block provides instant wiring and is designed to fully comply with the safety standards of UL1059, IEC60947-7-1 and IEC60947-7-2. The quality of the product is consistent and provides stable wiring connection performance.

- Excellent conductor material and design makes electrical performance meet the requirements of low resistance and high conductivity.

- With Dinkle's excellent material selection and design capabilities, the application is robust and durable even in vibration environment.

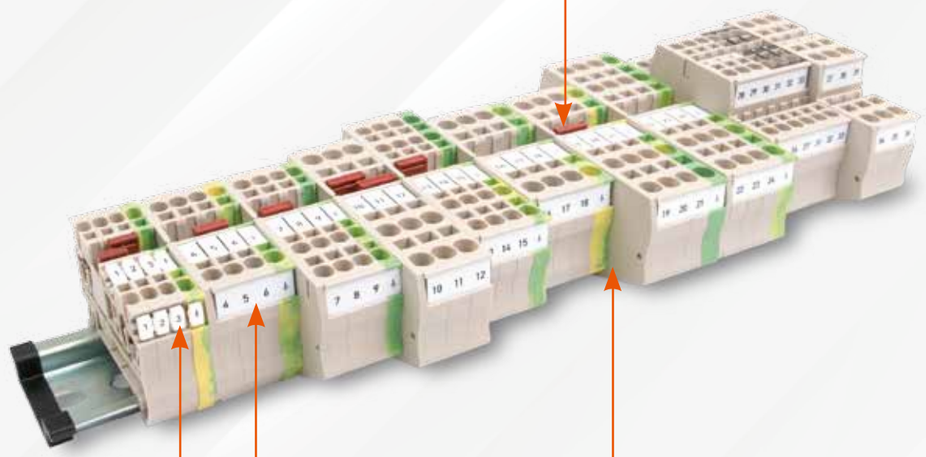

Feed-through Terminal Blocks

AK series is a 2 ports terminal block. Spring clamp structure offer quick wiring and the high quality conductors fit the low resistance requirement.

With plug-in bridge, AK series can connect two or more terminal blocks in parallel. Marking labels are compatible for clear identification.

AK ..



AK1.5		
Rated Data	**UL**	**IEC**
Rated Voltage (V)	600	630
Rated Current (A)	15	17.5
Rated impulse voltage		8KV
Wire range (AWG/mm²)	30~14	0.14~1.5
Connection Capacity		
Max. Solid (mm²)		1.5
Max. Stranded (mm²)		1.5
General Data		
Stripping length (mm)	10	
Insulation material	PA	
T / W (mm)	4.2 / 49	
H / H on TS-35 (mm)	35 / 36.5	
Package	100	

Color	Part number	Package
■	AK1.5-RD	100
■	AK1.5-BL	100

Part number	Package
AK2.5C	50
AKSPS-001	50
2 way DSD01-1.502N	50
3 way DSD01-1.503N	50
4 way DSD01-1.504N	50
5 way DSD01-1.505N	10
10 way DSD01-1.510N	10
20 way DSD01-1.520N	10
MKG-001 / MKG-002	200
TM46W / TM41W	10
TM-R200 / TM-R100	10
TS-35 TS-35/15	20 10
0.4 x 2.5 | DNT11-0102	



AK2.5		
Rated Data	**UL**	**IEC**
Rated Voltage (V)	600	800
Rated Current (A)	20	24
Rated impulse voltage		8KV
Wire range (AWG/mm²)	30~12	0.2~2.5
Connection Capacity		
Max. Solid (mm²)		2.5
Max. Stranded (mm²)		2.5
General Data		
Stripping length (mm)	10	
Insulation material	PA	
T / W (mm)	5.1 / 49	
H / H on TS-35 (mm)	35 / 36.5	
Package	100	

Color	Part number	Package
■	AK2.5-RD	100
■	AK2.5-BL	100

Part number	Package
AK2.5C	50
AKSPS-001	50
DSD01-2.502N	50
DSD01-2.503N	50
DSD01-2.504N	50
DSD01-2.505N	10
DSD01-2.510N	10
DSD01-2.520N	10
MKG-003 / MKG-004	200
TM47W / TM42W	10
TM-R200 / TM-R100	10
TS-35 TS-35/15	20 10
0.6 x 3.5 | DNT11-0107	



AK4		
Rated Data	**UL**	**IEC**
Rated Voltage (V)	600	800
Rated Current (A)	25	32
Rated impulse voltage		8KV
Wire range (AWG/mm²)	28~10	0.2~4
Connection Capacity		
Max. Solid (mm²)		4
Max. Stranded (mm²)		4
General Data		
Stripping length (mm)	10	
Insulation material	PA	
T / W (mm)	6 .1 / 57	
H / H on TS-35 (mm)	35 / 36.5	
Package	100	

Color	Part number	Package
■	AK4-RD	100
■	AK4-BL	100

Part number	Package
AK4C	50
AKSPS-001	50
DSD01-402N	50
DSD01-403N	50
DSD01-404N	50
DSD01-405N	10
DSD01-410N	10
DSD01-420N	10
MKG-003 / MKG-004	200
TM48W / TM43W	10
TM-R200 / TM-R100	10
TS-35 TS-35/15	20 10
0.6 x 3.5 | DNT11-0107	

Accessories

End cover

Partition plate

Plug-in bridge
2
3
4
5
10
20

Marking block

Marking label (Center / Outer)

Continuous flat marking label (Center / Outer)

DIN rail

Tool (mm)

Feed-through Terminal Blocks



AK6		
Rated Data	**UL**	**IEC**
Rated Voltage (V)	600	800
Rated Current (A)	35	41
Rated impulse voltage		8KV
Wire range (AWG/mm²)	24~8	0.5~6
Connection Capacity		
Max. Solid (mm²)		6
Max. Stranded (mm²)		6
General Data		
Stripping length (mm)	12	
Insulation material	PA	
T / W (mm)	8 / 69.5	
H / H on TS-35 (mm)	42 / 43.5	
Package	50	

Color	Part number	Package
■	AK6-RD	50
■	AK6-BL	50

Part number	Package
AK6C	50
AKSPS-002	50
DSD01-602N DSD01-603N DSD01-604N DSD01-605N DSD01-610N	50 50 50 10 10
TM49W / TM44W	10
TM-R200 / TM-R100	10
TS-35 TS-35/15	20 10
0.8 x 4 | DNT11-0109	



AK10		
Rated Data	**UL**	**IEC**
Rated Voltage (V)	600	800
Rated Current (A)	51	57
Rated impulse voltage		8KV
Wire range (AWG/mm²)	24~6	1.5~10
Connection Capacity		
Max. Solid (mm²)		10
Max. Stranded (mm²)		10
General Data		
Stripping length (mm)	18	
Insulation material	PA	
T / W (mm)	10 / 71.1	
H / H on TS-35 (mm)	49.3 / 50.1	
Package	50	

Color	Part number	Package
■	AK10-RD	50
■	AK10-BL	50

Part number	Package
AK10C	50
DSD01-1002N DSD01-1003N DSD01-1004N DSD01-1005N DSD01-1010N	50 50 50 10 10
TM50W / TM45W	10
TM-R200 / TM-R100	10
TS-35 TS-35/15	20 10
1.0 x 5.5 | DNT11-0111	



AK16		
Rated Data	**UL**	**IEC**
Rated Voltage (V)	600	800
Rated Current (A)	66	76
Rated impulse voltage		8KV
Wire range (AWG/mm²)	24~4	1.5~16
Connection Capacity		
Max. Solid (mm²)		16
Max. Stranded (mm²)		16
General Data		
Stripping length (mm)	18	
Insulation material	PA	
T / W (mm)	12 / 80.2	
H / H on TS-35 (mm)	50.4 / 51.2	
Package	50	

Color	Part number	Package
■	AK16-RD	50
■	AK16-BL	50

Part number	Package
AK16C	50
DSD01-1602N DSD01-1603N DSD01-1604N DSD01-1605N DSD01-1610N	50 50 50 10 10
TM50W / TM45W	10
TM-R200 / TM-R100	10
TS-35 TS-35/15	20 10
1.0 x 5.5 | DNT11-0111	

AK35		
Rated Data	**UL**	**IEC**
Rated Voltage (V)	600	1000
Rated Current (A)	105	125
Rated impulse voltage		8KV
Wire range (AWG/mm²)	14~2	2.5~35
Connection Capacity		
Max. Solid (mm²)		35
Max. Stranded (mm²)		35
General Data		
Stripping length (mm)	25	
Insulation material	PA	
T / W (mm)	16 / 99.6	
H / H on TS-35 (mm)	58.4 / 59.2	
Package	50	

Color	Part number	Package
■	AK35-RD	50
■	AK35-BL	50

Part number	Package
DSD01-3502N	10
TM50W / TM45W	10
TM-R200 / TM-R100	10
TS-35 TS-35/15	20 10
1.0 x 5.5 | DNT11-0111	

Feed-through 3-Conductor Terminal Blocks



AK..-TN series is a 3 ports terminal block. Spring clamp structure offer quick wiring and the high quality conductors fit the low resistance requirement.

With plug-in bridge, AK..-TN series can connect two or more terminal blocks in parallel. Marking labels are compatible for clear identification.

AK ..-TN



AK1.5-TN		
Rated Data	**UL**	**IEC**
Rated Voltage (V)	600	630
Rated Current (A)	15	17.5
Rated impulse voltage		8KV
Wire range (AWG/mm²)	30~14	0.14~1.5
Connection Capacity		
Max. Solid (mm²)		1.5
Max. Stranded (mm²)		1.5
General Data		
Stripping length (mm)	10	
Insulation material	PA	
T / W (mm)	4.2 / 60.8	
H / H on TS-35 (mm)	35 / 36.5	
Package	100	
Color	**Part number**	**Package**
■	AK1.5-TN-RD	100
■	AK1.5-TN-BL	100
	Part number	**Package**
	AK2.5C-TN	50
	AK2.5CS-R	50
	AKSPS-003	50
2 way	DSD01-1.502N	50
3 way	DSD01-1.503N	50
4 way	DSD01-1.504N	50
5 way	DSD01-1.505N	10
10 way	DSD01-1.510N	10
20 way	DSD01-1.520N	10
	MKG-001 / MKG-002	200
	TM46W / TM41W	10
	TM-R200 / TM-R100	10
	TS-35 TS-35/15	20 10
	0.4 x 2.5 | DNT11-0102	



AK2.5-TN		
Rated Data	**UL**	**IEC**
Rated Voltage (V)	600	800
Rated Current (A)	20	24
Rated impulse voltage		8KV
Wire range (AWG/mm²)	30~12	0.2~2.5
Connection Capacity		
Max. Solid (mm²)		2.5
Max. Stranded (mm²)		2.5
General Data		
Stripping length (mm)	10	
Insulation material	PA	
T / W (mm)	5.1 / 60.8	
H / H on TS-35 (mm)	35 / 36.5	
Package	100	
Color	**Part number**	**Package**
■	AK2.5-TN-RD	100
■	AK2.5-TN-BL	100
	Part number	**Package**
	AK2.5C-TN	50
	AK2.5CS-R	50
	AKSPS-003	50
2 way	DSD01-2.502N	50
3 way	DSD01-2.503N	50
4 way	DSD01-2.504N	50
5 way	DSD01-2.505N	10
10 way	DSD01-2.510N	10
20 way	DSD01-2.520N	10
	MKG-003 / MKG-004	200
	TM47W / TM42W	10
	TM-R200 / TM-R100	10
	TS-35 TS-35/15	20 10
	0.6 x 3.5 | DNT11-0107	



AK4-TN		
Rated Data	**UL**	**IEC**
Rated Voltage (V)	600	800
Rated Current (A)	25	32
Rated impulse voltage		8KV
Wire range (AWG/mm²)	28~10	0.2~4
Connection Capacity		
Max. Solid (mm²)		4
Max. Stranded (mm²)		4
General Data		
Stripping length (mm)	10	
Insulation material	PA	
T / W (mm)	6 .1 / 72.5	
H / H on TS-35 (mm)	35 / 36.5	
Package	100	
Color	**Part number**	**Package**
■	AK4-TN-RD	100
■	AK4-TN-BL	100
	Part number	**Package**
	AK4C-TN	50
	AK4CS-R	50
	AKSPS-003	50
2 way	DSD01-402N	50
3 way	DSD01-403N	50
4 way	DSD01-404N	50
5 way	DSD01-405N	10
10 way	DSD01-410N	10
20 way	DSD01-420N	10
	MKG-003 / MKG-004	200
	TM48W / TM43W	10
	TM-R200 / TM-R100	10
	TS-35 TS-35/15	20 10
	0.6 x 3.5 | DNT11-0107	

Accessories

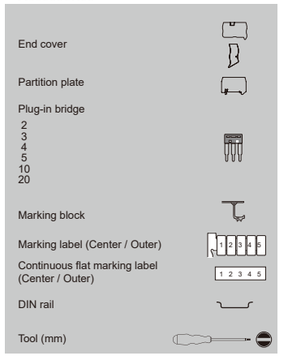

Part Number	End Cover	
	Left	Right
AK1.5-TN	-	AK2.5CS-R
AK2.5-TN	-	AK2.5CS-R
AK4-TN	-	AK4CS-R
AK6-TN	-	AK6CS-R
AK1.5-TR	AK2.5CS-L	AK2.5CS-R
AK2.5-TR	AK2.5CS-L	AK2.5CS-R
AK4-TR	AK4CS-L	AK4CS-R
AK6-TR	AK6CS-L	AK6CS-R



Feed-through 3-Conductor Terminal Blocks



AK6-TN		
Rated Data	**UL**	**IEC**
Rated Voltage (V)	600	800
Rated Current (A)	35	41
Rated impulse voltage		8KV
Wire range (AWG/mm²)	24~8	0.5~6
Connection Capacity		
Max. Solid (mm²)		6
Max. Stranded (mm²)		6
General Data		
Stripping length (mm)	12	
Insulation material	PA	
T / W (mm)	8 / 90.5	
H / H on TS-35 (mm)	42 / 43.5	
Package	50	
Color	**Part number**	**Package**
■	AK6-TN-RD	50
■	AK6-TN-BL	50
	Part number	**Package**
	AK6C-TN	50
	AK6CS-R	50
2 way	DSD01-602N	50
3 way	DSD01-603N	50
4 way	DSD01-604N	50
5 way	DSD01-605N	10
10 way	DSD01-610N	10
	TM49W / TM44W	10
	TM-R200 / TM-R100	10
	TS-35 TS-35/15	20 10
	0.8 x 4 | DNT11-0109	



AK10-TN		
Rated Data	**UL**	**IEC**
Rated Voltage (V)	600	800
Rated Current (A)	40	57
Rated impulse voltage		8KV
Wire range (AWG/mm²)	24~6	1.5~10
Connection Capacity		
Max. Solid (mm²)		10
Max. Stranded (mm²)		10
General Data		
Stripping length (mm)	18	
Insulation material	PA	
T / W (mm)	10 / 96.8	
H / H on TS-35 (mm)	49.3 / 50.1	
Package	50	
Color	**Part number**	**Package**
■	AK10-TN-RD	50
■	AK10-TN-BL	50
	Part number	**Package**
	AK10C-TN	50
2 way	DSD01-1002N	50
3 way	DSD01-1003N	50
4 way	DSD01-1004N	50
5 way	DSD01-1005N	10
10 way	DSD01-1010N	10
	TM50W / TM45W	10
	TM-R200 / TM-R100	10
	TS-35 TS-35/15	20 10
	1.0 x 5.5 | DNT11-0111	



AK16-TN		
Rated Data	**UL**	**IEC**
Rated Voltage (V)	600	800
Rated Current (A)	66	76
Rated impulse voltage		8KV
Wire range (AWG/mm²)	24~4	1.5~16
Connection Capacity		
Max. Solid (mm²)		16
Max. Stranded (mm²)		16
General Data		
Stripping length (mm)	18	
Insulation material	PA	
T / W (mm)	12 / 108.2	
H / H on TS-35 (mm)	50.4 / 51.2	
Package	50	
Color	**Part number**	**Package**
■	AK16-TN-RD	50
■	AK16-TN-BL	50
	Part number	**Package**
	AK16C-TN	50
	DSD01-1602N	50
	DSD01-1603N	50
	DSD01-1604N	50
	DSD01-1605N	10
	DSD01-1610N	10
	TM50W / TM45W	10
	TM-R200 / TM-R100	10
	TS-35 TS-35/15	20 10
	1.0 x 5.5 | DNT11-0111	

Rated Data	**UL**	**IEC**
Rated Voltage (V)		
Rated Current (A)		
Rated impulse voltage		
Wire range (AWG/mm²)		
Connection Capacity		
Max. Solid (mm²)		
Max. Stranded (mm²)		
General Data		
Stripping length (mm)		
Insulation material		
T / W (mm)		
H / H on TS-35 (mm)		
Package		
Color	**Part number**	**Package**
	Part number	**Package**

Feed-through 4-Conductor Terminal Blocks

AK..-TR series is a 4 ports terminal block. Spring clamp structure offer quick wiring and the high quality conductors fit the low resistance requirement.

With plug-in bridge, AK..-TR series can connect two or more terminal blocks in parallel. Marking labels are compatible for clear identification.

AK ..-TR



AK1.5-TR		
Rated Data	**UL**	**IEC**
Rated Voltage (V)	600	630
Rated Current (A)	15	17.5
Rated impulse voltage		8KV
Wire range (AWG/mm²)	30~14	0.14~1.5
Connection Capacity		
Max. Solid (mm²)		1.5
Max. Stranded (mm²)		1.5
General Data		
Stripping length (mm)	10	
Insulation material	PA	
T / W (mm)	4.2 / 72.6	
H / H on TS-35 (mm)	35 / 36.5	
Package	100	

Color	Part number	Package
■	AK1.5-TR-RD	100
■	AK1.5-TR-BL	100

Part number	Package
AK2.5C-TR	50
AK2.5CS-R	50
AK2.5CS-L	50
AKSPS-004	50
2 way DSD01-1.502N	50
3 way DSD01-1.503N	50
4 way DSD01-1.504N	50
5 way DSD01-1.505N	10
10 way DSD01-1.510N	10
20 way DSD01-1.520N	10
MKG-001 / MKG-002	200
TM46W / TM41W	10
TM-R200 / TM-R100	10
TS-35 TS-35/15	20 10
0.4 x 2.5 | DNT11-0102	



AK2.5-TR		
Rated Data	**UL**	**IEC**
Rated Voltage (V)	600	800
Rated Current (A)	18	24
Rated impulse voltage		8KV
Wire range (AWG/mm²)	30~12	0.2~2.5
Connection Capacity		
Max. Solid (mm²)		2.5
Max. Stranded (mm²)		2.5
General Data		
Stripping length (mm)	10	
Insulation material	PA	
T / W (mm)	5.1 / 72.6	
H / H on TS-35 (mm)	35 / 36.5	
Package	100	

Color	Part number	Package
■	AK2.5-TR-RD	100
■	AK2.5-TR-BL	100

Part number	Package
AK2.5C-TR	50
AK2.5CS-R	50
AK2.5CS-L	50
AKSPS-004	50
DSD01-2.502N	50
DSD01-2.503N	50
DSD01-2.504N	50
DSD01-2.505N	10
DSD01-2.510N	10
DSD01-2.520N	10
MKG-003 / MKG-004	200
TM47W / TM42W	10
TM-R200 / TM-R100	10
TS-35 TS-35/15	20 10
0.6 x 3.5 | DNT11-0107	



AK4-TR		
Rated Data	**UL**	**IEC**
Rated Voltage (V)	600	800
Rated Current (A)	23	32
Rated impulse voltage		8KV
Wire range (AWG/mm²)	28~10	0.2~4
Connection Capacity		
Max. Solid (mm²)		4
Max. Stranded (mm²)		4
General Data		
Stripping length (mm)	10	
Insulation material	PA	
T / W (mm)	6.1 / 88	
H / H on TS-35 (mm)	35 / 36.5	
Package	100	

Color	Part number	Package
■	AK4-TR-RD	100
■	AK4-TR-BL	100

Part number	Package
AK4C-TR	50
AK4CS-R	50
AK4CS-L	50
AKSPS-005	50
DSD01-402N	50
DSD01-403N	50
DSD01-404N	50
DSD01-405N	10
DSD01-410N	10
DSD01-420N	10
MKG-003 / MKG-004	200
TM48W / TM43W	10
TM-R200 / TM-R100	10
TS-35 TS-35/15	20 10
0.6 x 3.5 | DNT11-0107	

Accessories

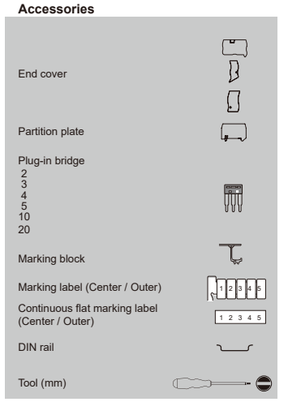

Feed-through 4-Conductor Terminal Blocks



AK6-TR		
Rated Data	**UL**	**IEC**
Rated Voltage (V)	600	800
Rated Current (A)	36	41
Rated impulse voltage		8KV
Wire range (AWG/mm²)	24~8	0.5~6
Connection Capacity		
Max. Solid (mm²)		6
Max. Stranded (mm²)		6
General Data		
Stripping length (mm)	12	
Insulation material	PA	
T / W (mm)	8 / 111.5	
H / H on TS-35 (mm)	42 / 43.5	
Package	50	

Color	Part number	Package
■	AK6-TR-RD	50
■	AK6-TR-BL	50

Part number	Package
AK6C-TR	50
AK6CS-R	50
AK6CS-L	50
2 way DSD01-602N	50
3 way DSD01-603N	50
4 way DSD01-604N	50
5 way DSD01-605N	10
10 way DSD01-610N	10
TM49W / TM44W	10
TM-R200 / TM-R100	10
TS-35 TS-35/15	20 10
0.8 x 4 | DNT11-0109	

Rated Data	**UL**	**IEC**
Rated Voltage (V)		
Rated Current (A)		
Rated impulse voltage		
Wire range (AWG/mm²)		
Connection Capacity		
Max. Solid (mm²)		
Max. Stranded (mm²)		
General Data		
Stripping length (mm)		
Insulation material		
T / W (mm)		
H / H on TS-35 (mm)		
Package		

Color	Part number	Package

Part number	Package

Rated Data	**UL**	**IEC**
Rated Voltage (V)		
Rated Current (A)		
Rated impulse voltage		
Wire range (AWG/mm²)		
Connection Capacity		
Max. Solid (mm²)		
Max. Stranded (mm²)		
General Data		
Stripping length (mm)		
Insulation material		
T / W (mm)		
H / H on TS-35 (mm)		
Package		

Color	Part number	Package

Part number	Package

Rated Data	**UL**	**IEC**
Rated Voltage (V)		
Rated Current (A)		
Rated impulse voltage		
Wire range (AWG/mm²)		
Connection Capacity		
Max. Solid (mm²)		
Max. Stranded (mm²)		
General Data		
Stripping length (mm)		
Insulation material		
T / W (mm)		
H / H on TS-35 (mm)		
Package		

Color	Part number	Package

Part number	Package

Feed-through Grounding Terminal Blocks

AK..-PE is a grounding terminal block with the same dimensions as the AK series, and fully compliant with UL 1059 and IEC 60947-7-2. This series supports both the mechanical and the electrical functions of a PCTB by using it as a ground (PE) busbar.

AK ..-PE

Accessories

End cover

Marking block

Marking label (Center / Outer)

Continuous flat marking label (Center / Outer)

DIN rail

Tool (mm)



AK1.5-PE

Rated Data		UL	IEC
Rated Voltage	(V)	600	630
Rated Current	(A)		
Rated impulse voltage			8KV
Wire range	(AWG/mm^2)	30~14	0.14~1.5
Connection Capacity			
Max. Solid	(mm^2)		1.5
Max. Stranded	(mm^2)		1.5
General Data			
Stripping length	(mm)	10	
Insulation material		PA	
T / W	(mm)	4.2 / 49	
H / H on TS-35	(mm)	35 / 36.5	
Package		100	

Part number	Package
AK2.5C-YG	50
MKG-001 / MKG-002	200
TM46W / TM41W	10
TM-R200 / TM-R100	10
TS-35 TS-35/15	20 10
0.4 x 2.5 | DNT11-0102	



AK2.5-PE

Rated Data		UL	IEC
Rated Voltage	(V)	600	800
Rated Current	(A)		
Rated impulse voltage			8KV
Wire range	(AWG/mm^2)	30~12	0.2~2.5
Connection Capacity			
Max. Solid	(mm^2)		2.5
Max. Stranded	(mm^2)		2.5
General Data			
Stripping length	(mm)	10	
Insulation material		PA	
T / W	(mm)	5.1 / 49	
H / H on TS-35	(mm)	35 / 36.5	
Package		100	

Part number	Package
AK2.5C-YG	50
MKG-003 / MKG-004	200
TM47W / TM42W	10
TM-R200 / TM-R100	10
TS-35 TS-35/15	20 10
0.6 x 3.5 | DNT11-0107	



AK4-PE

Rated Data		UL	IEC
Rated Voltage	(V)	600	800
Rated Current	(A)		
Rated impulse voltage			8KV
Wire range	(AWG/mm^2)	28~10	0.2~4
Connection Capacity			
Max. Solid	(mm^2)		4
Max. Stranded	(mm^2)		4
General Data			
Stripping length	(mm)	10	
Insulation material		PA	
T / W	(mm)	6.1 / 57	
H / H on TS-35	(mm)	35.5 / 36.5	
Package		50	

Part number	Package
AK4C-YG	50
MKG-003 / MKG-004	200
TM48W / TM43W	10
TM-R200 / TM-R100	10
TS-35 TS-35/15	20 10
0.6 x 3.5 | DNT11-0107	

Feed-through Grounding Terminal Blocks



AK6-PE

Rated Data		UL	IEC
Rated Voltage	(V)	600	800
Rated Current	(A)		
Rated impulse voltage			8KV
Wire range	(AWG/mm^2)	28~8	0.5~6
Connection Capacity			
Max. Solid	(mm^2)		6
Max. Stranded	(mm^2)		6
General Data			
Stripping length	(mm)	12	
Insulation material		PA	
T / W	(mm)	8 / 69.8	
H / H on TS-35	(mm)	42 / 43.5	
Package		50	

Part number	Package
AK6C-YG	50
TM49W / TM44W	10
TM-R200 / TM-R100	10
TS-35 TS-35/15	20 10
1.0 x 5.5 | DNT11-0111	



AK10-PE

Rated Data		UL	IEC
Rated Voltage	(V)	600	800
Rated Current	(A)		
Rated impulse voltage			8KV
Wire range	(AWG/mm^2)	24~6	1.5~10
Connection Capacity			
Max. Solid	(mm^2)		10
Max. Stranded	(mm^2)		10
General Data			
Stripping length	(mm)	18	
Insulation material		PA	
T / W	(mm)	10 / 71.1	
H / H on TS-35	(mm)	49.3 / 50.1	
Package		50	

Part number	Package
AK10 C-YG	50
TM50W / TM45W	10
TM-R200 / TM-R100	10
TS-35 TS-35/15	20 10
1.0 x 5.5 | DNT11-0111	



AK16-PE

Rated Data		UL	IEC
Rated Voltage	(V)	600	800
Rated Current	(A)		
Rated impulse voltage			8KV
Wire range	(AWG/mm^2)	24~4	1.5~16
Connection Capacity			
Max. Solid	(mm^2)		16
Max. Stranded	(mm^2)		16
General Data			
Stripping length	(mm)	18	
Insulation material		PA	
T / W	(mm)	12 / 80.2	
H / H on TS-35	(mm)	50.4 / 51.6	
Package		50	

Part number	Package
AK16C-YG	50
TM50W / TM45W	10
TM-R200 / TM-R100	10
TS-35 TS-35/15	20 10
1.0 x 5.5 | DNT11-0111	

Rated Data		UL	IEC
Rated Voltage	(V)	600	1000
Rated Current	(A)		
Rated impulse voltage			
Wire range	(AWG/mm^2)		
Connection Capacity			
Max. Solid	(mm^2)		
Max. Stranded	(mm^2)		
General Data			
Stripping length	(mm)		
Insulation material			
T / W	(mm)		
H / H on TS-35	(mm)		
Package			

Part number	Package

3-Conductor Grounding Terminal Blocks

AK..-TN-PE is a grounding terminal block with the same dimensions as the AK series, and fully compliant with UL 1059 and IEC 60947-7-2. This series supports both the mechanical and the electrical functions of a PCTB by using it as a ground (PE) busbar.

AK ..-TN-PE

Accessories

End cover

Marking block

Marking label (Center / Outer)

Continuous flat marking label (Center / Outer)

DIN rail

Tool (mm)



AK1.5-TN-PE

Rated Data		UL	IEC
Rated Voltage	(V)	600	630
Rated Current	(A)		
Rated impulse voltage			8KV
Wire range	(AWG/mm²)	30~14	0.14~1.5
Connection Capacity			
Max. Solid	(mm²)		1.5
Max. Stranded	(mm²)		1.5
General Data			
Stripping length	(mm)	10	
Insulation material		PA	
T / W	(mm)	4.2 / 60.8	
H / H on TS-35	(mm)	35 / 36.5	
Package		50	

Part number	Package
AK2.5C-TN-YG	50
MKG-001 / MKG-002	200
TM46W / TM41W	10
TM-R200 / TM-R100	10
TS-35 TS-35/15	20 10
0.4 x 2.5 | DNT11-0102	



AK2.5-TN-PE

Rated Data		UL	IEC
Rated Voltage	(V)	600	800
Rated Current	(A)		
Rated impulse voltage			8KV
Wire range	(AWG/mm²)	30~12	0.2~2.5
Connection Capacity			
Max. Solid	(mm²)		2.5
Max. Stranded	(mm²)		2.5
General Data			
Stripping length	(mm)	10	
Insulation material		PA	
T / W	(mm)	5.1 / 60.8	
H / H on TS-35	(mm)	35 / 36.5	
Package		50	

Part number	Package
AK2.5C-TN-YG	50
MKG-003 / MKG-004	200
TM47W / TM42W	10
TM-R200 / TM-R100	10
TS-35 TS-35/15	20 10
0.6 x 3.5 | DNT11-0107	



AK4-TN-PE

Rated Data		UL	IEC
Rated Voltage	(V)	600	800
Rated Current	(A)		
Rated impulse voltage			8KV
Wire range	(AWG/mm²)	28~10	0.2~4
Connection Capacity			
Max. Solid	(mm²)		4
Max. Stranded	(mm²)		4
General Data			
Stripping length	(mm)	10	
Insulation material		PA	
T / W	(mm)	6.1 / 72.5	
H / H on TS-35	(mm)	35 / 36.5	
Package		50	

Part number	Package
AK4C-TN-YG	50
MKG-003 / MKG-004	200
TM48W / TM43W	10
TM-R200 / TM-R100	10
TS-35 TS-35/15	20 10
0.6 x 3.5 | DNT11-0107	

3-Conductor Grounding Terminal Blocks



AK6-TN-PE

Rated Data		UL	IEC
Rated Voltage	(V)	600	800
Rated Current	(A)		
Rated impulse voltage			8KV
Wire range	(AWG/mm²)	28~8	0.5~6
Connection Capacity			
Max. Solid	(mm²)		6
Max. Stranded	(mm²)		6
General Data			
Stripping length	(mm)	12	
Insulation material		PA	
T / W	(mm)	8 / 90.8	
H / H on TS-35	(mm)	42 / 43.5	
Package		50	

Part number	Package
AK6C-TN-YG	50
TM49W / TM44W	10
TM-R200 / TM-R100	10
TS-35 TS-35/15	20 10
1.0 x 5.5 | DNT11-0111	



AK10-TN-PE

Rated Data		UL	IEC
Rated Voltage	(V)	600	800
Rated Current	(A)		57
Rated impulse voltage			8KV
Wire range	(AWG/mm²)	24~6	1.5~10
Connection Capacity			
Max. Solid	(mm²)		10
Max. Stranded	(mm²)		10
General Data			
Stripping length	(mm)	18	
Insulation material		PA	
T / W	(mm)	10 / 96.8	
H / H on TS-35	(mm)	49.3 / 50.1	
Package		50	

Part number	Package
AK10C-TN-YG	50
TM50W / TM45W	10
TM-R200 / TM-R100	10
TS-35 TS-35/15	20 10
1.0 x 5.5 | DNT11-0111	



Rated Data		UL	IEC
Rated Voltage	(V)		
Rated Current	(A)		
Rated impulse voltage			
Wire range	(AWG/mm²)		
Connection Capacity			
Max. Solid	(mm²)		
Max. Stranded	(mm²)		
General Data			
Stripping length	(mm)		
Insulation material			
T / W	(mm)		
H / H on TS-35	(mm)		
Package			

Part number	Package



Rated Data		UL	IEC
Rated Voltage	(V)		
Rated Current	(A)		
Rated impulse voltage			
Wire range	(AWG/mm²)		
Connection Capacity			
Max. Solid	(mm²)		
Max. Stranded	(mm²)		
General Data			
Stripping length	(mm)		
Insulation material			
T / W	(mm)		
H / H on TS-35	(mm)		
Package			

Part number	Package

4-Conductor Grounding Terminal Blocks

AK..-TR-PE is a grounding terminal block with the same dimensions as the AK series, and fully compliant with UL 1059 and IEC 60947-7-2. This series supports both the mechanical and the electrical functions of a PCTB by using it as a ground (PE) busbar.

AK ..-TR-PE

Accessories

End cover

Marking label (Center / Outer)

Continuous flat marking label (Center / Outer)

DIN rail

Tool (mm)



AK1.5-TR-PE		
Rated Data	**UL**	**IEC**
Rated Voltage (V)	600	630
Rated Current (A)		
Rated impulse voltage		8KV
Wire range (AWG/mm²)	30~14	0.14~1.5
Connection Capacity		
Max. Solid (mm²)		1.5
Max. Stranded (mm²)		1.5
General Data		
Stripping length (mm)	10	
Insulation material	PA	
T / W (mm)	4.2 / 72.6	
H / H on TS-35 (mm)	35 / 36.5	
Package	100	
Part number		**Package**
AK2.5C-TR-YG		50
MKG-001 / MKG-002		200
TM46W / TM41W		10
TM-R200 / TM-R100		10
TS-35 TS-35/15		20 10
0.4 x 2.5 | DNT11-0102		



AK2.5-TR-PE		
Rated Data	**UL**	**IEC**
Rated Voltage (V)	600	800
Rated Current (A)		
Rated impulse voltage		8KV
Wire range (AWG/mm²)	30~12	0.2~2.5
Connection Capacity		
Max. Solid (mm²)		2.5
Max. Stranded (mm²)		2.5
General Data		
Stripping length (mm)	10	
Insulation material	PA	
T / W (mm)	5.1 / 72.6	
H / H on TS-35 (mm)	35 / 36.5	
Package	50	
Part number		**Package**
AK2.5C-TR-YG		50
MKG-003 / MKG-004		200
TM47W / TM42W		10
TM-R200 / TM-R100		10
TS-35 TS-35/15		20 10
0.6 x 3.5 | DNT11-0107		



AK4-TR-PE		
Rated Data	**UL**	**IEC**
Rated Voltage (V)	600	800
Rated Current (A)		
Rated impulse voltage		8KV
Wire range (AWG/mm²)	28~10	0.2~4
Connection Capacity		
Max. Solid (mm²)		4
Max. Stranded (mm²)		4
General Data		
Stripping length (mm)	10	
Insulation material	PA	
T / W (mm)	6.1 / 88	
H / H on TS-35 (mm)	35 / 36.5	
Package	50	
Part number		**Package**
AK4C-TR-YG		50
MKG-003 / MKG-004		200
TM48W / TM43W		10
TM-R200 / TM-R100		10
TS-35 TS-35/15		20 10
0.6 x 3.5 | DNT11-0107		

4-Conductor Grounding Terminal Blocks



AK6-TR-PE		
Rated Data	**UL**	**IEC**
Rated Voltage (V)	600	800
Rated Current (A)		
Rated impulse voltage		8KV
Wire range (AWG/mm²)	24~8	0.5~6
Connection Capacity		
Max. Solid (mm²)		6
Max. Stranded (mm²)		6
General Data		
Stripping length (mm)	12	
Insulation material	PA	
T / W (mm)	8 / 111.8	
H / H on TS-35 (mm)	42 / 43.5	
Package	50	
Part number		**Package**
AK6C-TR-YG		50
TM49W / TM44W		10
TM-R200 / TM-R100		10
TS-35 TS-35/15		20 10
0.6 x 3.5 | DNT11-0107		

Rated Data	**UL**	**IEC**
Rated Voltage (V)		
Rated Current (A)		
Rated impulse voltage		
Wire range (AWG/mm²)		
Connection Capacity		
Max. Solid (mm²)		
Max. Stranded (mm²)		
General Data		
Stripping length (mm)		
Insulation material		
T / W (mm)		
H / H on TS-35 (mm)		
Package		
Part number		**Package**

Rated Data	**UL**	**IEC**
Rated Voltage (V)		
Rated Current (A)		
Rated impulse voltage		
Wire range (AWG/mm²)		
Connection Capacity		
Max. Solid (mm²)		
Max. Stranded (mm²)		
General Data		
Stripping length (mm)		
Insulation material		
T / W (mm)		
H / H on TS-35 (mm)		
Package		
Part number		**Package**

Rated Data	**UL**	**IEC**
Rated Voltage (V)		
Rated Current (A)		
Rated impulse voltage		
Wire range (AWG/mm²)		
Connection Capacity		
Max. Solid (mm²)		
Max. Stranded (mm²)		
General Data		
Stripping length (mm)		
Insulation material		
T / W (mm)		
H / H on TS-35 (mm)		
Package		
Part number		**Package**



Compact double levels design for high connection density



Easy-fast wiring

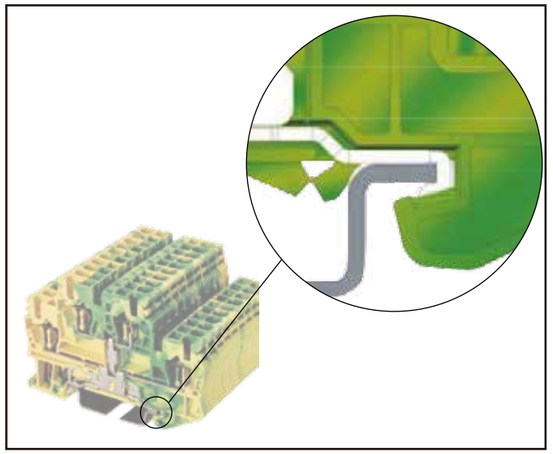

Support Grounding

AKK is a double-layer design, with each layer connecting independently. This reduces the installation space requirement by 50%. Each layer can be further bridged in parallel and labeled for identifcation.

This series supports both the mechanical and the electrical functions of a PCTB by using it as a ground (PE) busbar.

AKK

Accessories

End cover	
Plug-in bridge 2 3 4 5 10 20	
Marking label	
Continuous flat marking label	1 2 3 4 5
DIN rail	
Tool (mm)	



AKK1.5

Rated Data		UL	IEC
Rated Voltage	(V)	300	630
Rated Current	(A)	15	17.5
Rated impulse voltage			8KV
Wire range	(AWG/mm²)	26~14	0.14~1.5
Connection Capacity			
Max. Solid	(mm²)		1.5
Max. Stranded	(mm²)		1.5
General Data			
Stripping length	(mm)	10	
Insulation material		PA	
T / W	(mm)	4.2 / 68	
H / H on TS-35	(mm)	46 / 47.5	
Package		100	

Color	Part number	Package
■	AKK1.5-RD	100
■	AKK1.5-BL	100
	Part number	**Package**
	AKK2.5C	50
2 way	DSD01-1.502N	50
3 way	DSD01-1.503N	50
4 way	DSD01-1.504N	50
5 way	DSD01-1.505N	10
10 way	DSD01-1.510N	10
20 way	DSD01-1.520N	10
	TM41W	10
	TM-R100	10
	TS-35 TS-35/15	20 10
	0.4 x 2.5 | DNT11-0102	

Bi-Level Terminal Blocks



AKK2.5

Rated Data		UL	IEC
Rated Voltage	(V)	300	630
Rated Current	(A)	20	20
Rated impulse voltage			8KV
Wire range	(AWG/mm²)	30~12	0.2~2.5
Connection Capacity			
Max. Solid	(mm²)		2.5
Max. Stranded	(mm²)		2.5
General Data			
Stripping length	(mm)	10	
Insulation material		PA	
T / W	(mm)	5.1 / 68	
H / H on TS-35	(mm)	46 / 47.5	
Package		100	

Color	Part number	Package
■	AKK2.5-RD	100
■	AKK2.5-BL	100
	Part number	**Package**
	AKK2.5C	50
	DSD01-2.502N	50
	DSD01-2.503N	50
	DSD01-2.504N	50
	DSD01-2.505N	10
	DSD01-2.510N	10
	DSD01-2.520N	10
	TM42W	10
	TM-R100	10
	TS-35 TS-35/15	20 10
	0.6 x 3.5 | DNT11-0107	



AKK4

Rated Data		UL	IEC
Rated Voltage	(V)	300	630
Rated Current	(A)	25	28
Rated impulse voltage			8KV
Wire range	(AWG/mm²)	28~10	0.2~4
Connection Capacity			
Max. Solid	(mm²)		4
Max. Stranded	(mm²)		4
General Data			
Stripping length	(mm)	10	
Insulation material		PA	
T / W	(mm)	6.1 / 86	
H / H on TS-35	(mm)	46 / 47.5	
Package		50	

Color	Part number	Package
■	AKK4-RD	50
■	AKK4-BL	50
	Part number	**Package**
	AKK4C	50
	DSD01-402N	50
	DSD01-403N	50
	DSD01-404N	50
	DSD01-405N	10
	DSD01-410N	10
	DSD01-420N	10
	TM43W	10
	TM-R100	10
	TS-35 TS-35/15	20 10
	0.6 x 3.5 | DNT11-0107	



AKK2.5-PV

Rated Data		UL	IEC
Rated Voltage	(V)	300	630
Rated Current	(A)	20	20
Rated impulse voltage			8KV
Wire range	(AWG/mm²)	30~12	0.2~2.5
Connection Capacity			
Max. Solid	(mm²)		2.5
Max. Stranded	(mm²)		2.5
General Data			
Stripping length	(mm)	10	
Insulation material		PA	
T / W	(mm)	5.1 / 68	
H / H on TS-35	(mm)	46 / 47.5	
Package		100	

Color	Part number	Package
■	AKK2.5-PV-RD	100
■	AKK2.5-PV-BL	100
	Part number	**Package**
	AKK2.5C	50
2 way	DSD01-2.502N	50
3 way	DSD01-2.503N	50
4 way	DSD01-2.504N	50
5 way	DSD01-2.505N	10
10 way	DSD01-2.510N	10
20 way	DSD01-2.520N	10
	TM42W	10
	TM-R100	10
	TS-35 TS-35/15	20 10
	0.6 x 3.5 | DNT11-0107	



AKK2.5-PE

Rated Data		UL	IEC
Rated Voltage	(V)	300	630
Rated Current	(A)	15	17.5
Rated impulse voltage			8KV
Wire range	(AWG/mm²)	26~14	0.14~1.5
Connection Capacity			
Max. Solid	(mm²)		2.5
Max. Stranded	(mm²)		2.5
General Data			
Stripping length	(mm)	10	
Insulation material		PA	
T / W	(mm)	5.1 / 68	
H / H on TS-35	(mm)	46.5 / 47.5	
Package		50	

Color	Part number	Package
	Part number	**Package**
	AKK2.5C-YG	50
	TM42W	10
	TM-R100	10
	TS-35 TS-35/15	20 10
	0.4 x 2.5 | DNT11-0102	

Bi-Level Diode Terminal Blocks

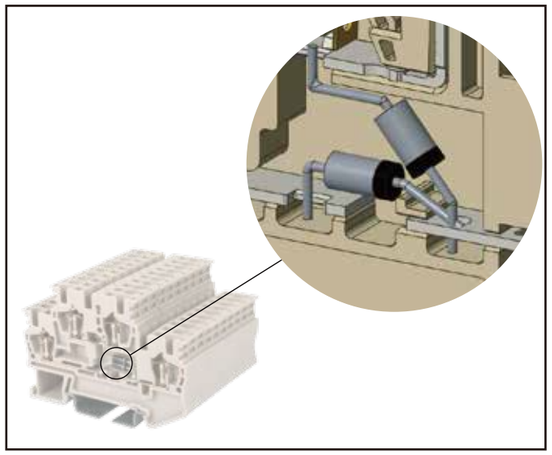

Support electronic component



Easy-fast wiring

AKK2.5-D is a diode terminal block that is used for fast and reliable protection against reversed currents.

Although standard products can generally be used in AC applications, a more specifc approach is required for DC applications, such as photovoltaic applications.

AKK2.5-DXX

Accessories

End cover

Plug-in bridge
2
3
4
5
10
20

Marking label

Continuous flat marking label

DIN rail

Tool (mm)



AKK2.5-D01

Rated Data		UL	IEC
Rated Voltage	(V)	250	250
Rated Current	(A)	0.5	0.5
Voltage Reversal	(V)	1000	1000
Rated impulse voltage			8KV
Wire range	(AWG/mm^2)	30~12	0.2~2.5
Connection Capacity			
Max. Solid	(mm^2)		2.5
Max. Stranded	(mm^2)		2.5
General Data			
Stripping length	(mm)	10	
Insulation material		PA	
T / W	(mm)	5.1 / 68	
H / H on TS-35	(mm)	46 / 47.5	
Package		100	

	Part number	Package
	AKK2.5C	50
2 way	DSD01-2.502N	50
3 way	DSD01-2.503N	50
4 way	DSD01-2.504N	50
5 way	DSD01-2.505N	10
10 way	DSD01-2.510N	10
20 way	DSD01-2.520N	10
	TM42W	10
	TM-R100	10
	TS-35 TS-35/15	20 10
	0.6 x 3.5 | DNT11-0107	

Bi-Level Diode Terminal Blocks



AKK2.5-D02

Rated Data		UL	IEC
Rated Voltage	(V)	250	250
Rated Current	(A)	0.5	0.5
Voltage Reversal	(V)	1000	1000
Rated impulse voltage			8KV
Wire range	(AWG/mm^2)	30~12	0.2~2.5
Connection Capacity			
Max. Solid	(mm^2)		2.5
Max. Stranded	(mm^2)		2.5
General Data			
Stripping length	(mm)	10	
Insulation material		PA	
T / W	(mm)	5.1 / 68	
H / H on TS-35	(mm)	46 / 47.5	
Package		100	

	Part number	Package
	AKK2.5C	50
	DSD01-2.502N	50
	DSD01-2.503N	50
	DSD01-2.504N	50
	DSD01-2.505N	10
	DSD01-2.510N	10
	DSD01-2.520N	10
	TM42W	10
	TM-R100	10
	TS-35 TS-35/15	20 10
	0.6 x 3.5 | DNT11-0107	



AKK2.5-D03

Rated Data		UL	IEC
Rated Voltage	(V)	250	250
Rated Current	(A)	0.5	0.5
Voltage Reversal	(V)	1000	1000
Rated impulse voltage			8KV
Wire range	(AWG/mm^2)	30~12	0.2~2.5
Connection Capacity			
Max. Solid	(mm^2)		2.5
Max. Stranded	(mm^2)		2.5
General Data			
Stripping length	(mm)	10	
Insulation material		PA	
T / W	(mm)	5.1 / 68	
H / H on TS-35	(mm)	46 / 47.5	
Package		100	

	Part number	Package
	AKK2.5C	50
	DSD01-2.502N	50
	DSD01-2.503N	50
	DSD01-2.504N	50
	DSD01-2.505N	10
	DSD01-2.510N	10
	DSD01-2.520N	10
	TM42W	10
	TM-R100	10
	TS-35 TS-35/15	20 10
	0.6 x 3.5 | DNT11-0107	



AKK2.5-D04

Rated Data		UL	IEC
Rated Voltage	(V)	250	250
Rated Current	(A)	0.5	0.5
Voltage Reversal	(V)	1000	1000
Rated impulse voltage			8KV
Wire range	(AWG/mm^2)	30~12	0.2~2.5
Connection Capacity			
Max. Solid	(mm^2)		2.5
Max. Stranded	(mm^2)		2.5
General Data			
Stripping length	(mm)	10	
Insulation material		PA	
T / W	(mm)	5.1 / 68	
H / H on TS-35	(mm)	46 / 47.5	
Package		100	

	Part number	Package
	AKK2.5C	50
2 way	DSD01-2.502N	50
3 way	DSD01-2.503N	50
4 way	DSD01-2.504N	50
5 way	DSD01-2.505N	10
10 way	DSD01-2.510N	10
20 way	DSD01-2.520N	10
	TM42W	10
	TM-R100	10
	TS-35 TS-35/15	20 10
	0.6 x 3.5 | DNT11-0107	

Rated Data		UL	IEC
Rated Voltage	(V)		
Rated Current	(A)		
Voltage Reversal	(V)		
Rated impulse voltage			
Wire range	(AWG/mm^2)		
Connection Capacity			
Max. Solid	(mm^2)		
Max. Stranded	(mm^2)		
General Data			
Stripping length	(mm)		
Insulation material			
T / W	(mm)		
H / H on TS-35	(mm)		
Package			

	Part number	Package

Spring Clamp Connection

AK Fuse/Knife and Disconnect Terminal Blocks Introduction



Disconnect terminal blocks perform an important function in applications of measurement, regulation and control systems in order to quickly detect fault points and check status under zero voltage conditions.

User-friendly disconnect knife with low contact resistance and high current-carrying capacity saves application space.

Three kinds of knife design available; AKP-TP and AKP-TG are able to connect and disconnect connection quickly. AKP-CP is able to be equipped with diodes, resistors or other components to meet requests from various circuit tests.



Fuse and disconnect terminal blocks support cartridge fuse and 5V~300V two-way LED indicator which is for different current direction identification.

With 2 bridging slots design, any numbers of terminal block can be connected to short-circuit and configuration through 2P plug-in bridge. Continuous flat marking label provides clear identification and offers easy installation.

AK2.5-T series is a design with a universal socket on the top, which facilitates the insertion of different kinds of isolation plug, feed-through connectors and component connectors to carry out the disconnect function.

A complete range of accessories is available for easy identification, grouping and plug-in bridge applications.

AK2.5..T



AK2.5-TP

Rated Data		UL	IEC
Rated Voltage	(V)	300	400
Rated Current	(A)	16	21
Rated impulse voltage			6KV
Wire range	(AWG/mm²)	28~12	0.2~2.5
Connection Capacity			
Max. Solid	(mm²)		2.5
Max. Stranded	(mm²)		2.5
General Data			
Stripping length	(mm)	10	
Insulation material		PA	
T / W	(mm)	5.1 / 60.8	
H / H on TS-35	(mm)	49.1 / 50.6	
Package		100	

Color	Part number	Package
■	AK2.5-TP-RD	100
■	AK2.5-TP-BL	100

	Part number	Package
	AK2.5C-TN	50
	AKSPS-003	50
2 way	DSD01-2.502N	50
3 way	DSD01-2.503N	50
4 way	DSD01-2.504N	50
5 way	DSD01-2.505N	10
10 way	DSD01-2.510N	10
20 way	DSD01-2.520N	10
	TM47W / TM42W	10
	TM-R200 / TM-R100	10
	TS-35 TS-35/15	20 10
	0.6 x 3.5 | DNT11-0107	



AK2.5-TG

Rated Data		UL	IEC
Rated Voltage	(V)	300	400
Rated Current	(A)	16	21
Rated impulse voltage			6KV
Wire range	(AWG/mm²)	28~12	0.2~2.5
Connection Capacity			
Max. Solid	(mm²)		2.5
Max. Stranded	(mm²)		2.5
General Data			
Stripping length	(mm)	10	
Insulation material		PA	
T / W	(mm)	5.1 / 60.8	
H / H on TS-35	(mm)	36.7 / 38.2	
Package		50	

Color	Part number	Package
■	AK2.5-TG-RD	50
■	AK2.5-TG-BL	50

	Part number	Package
	AK2.5C-TN	50
	AKSPS-003	50
2 way	DSD01-2.502N	50
3 way	DSD01-2.503N	50
4 way	DSD01-2.504N	50
5 way	DSD01-2.505N	10
10 way	DSD01-2.510N	10
20 way	DSD01-2.520N	10
	TM47W / TM42W	10
	TM-R200 / TM-R100	10
	TS-35 TS-35/15	20 10
	0.6 x 3.5 | DNT11-0107	



AK2.5-CP

Rated Data		UL	IEC
Rated Voltage	(V)	300	400
Rated Current	(A)	6	6
Rated impulse voltage			6KV
Wire range	(AWG/mm²)	28~12	0.2~2.5
Connection Capacity			
Max. Solid	(mm²)		4
Max. Stranded	(mm²)		2.5
General Data			
Stripping length	(mm)	10	
Insulation material		PA	
T / W	(mm)	5.1 / 60.8	
H / H on TS-35	(mm)	56.5 / 58	
Package		100	

Color	Part number	Package
■	AK2.5-CP-RD	100
■	AK2.5-CP-BL	100

	Part number	Package
	AK2.5C-TN	50
	AKSPS-003	50
2 way	DSD01-2.502N	50
3 way	DSD01-2.503N	50
4 way	DSD01-2.504N	50
5 way	DSD01-2.505N	10
10 way	DSD01-2.510N	10
20 way	DSD01-2.520N	10
	TM47W / TM42W	10
	TM-R200 / TM-R100	10
	TS-35 TS-35/15	20 10
	0.6 x 3.5 | DNT11-0107	

Accessories

End cover	
Partition plate	
Plug-in bridge 2 3 4 5 10 20	
Marking label (Center / Outer)	
Continuous flat marking label (Center / Outer)	
DIN rail	
Tool (mm)	

Knife and Disconnect Terminal Blocks

AK4-T series is a design with a universal socket on the top, which facilitates the insertion of different kinds of isolation plug, feed-through connectors and component connectors to carry out the disconnect function.

A complete range of accessories is available for easy identification, grouping and plug-in bridge applications.

AK 4..



AK4-TP		
Rated Data	**UL**	**IEC**
Rated Voltage (V)	300	400
Rated Current (A)	20	30
Rated impulse voltage		6KV
Wire range (AWG/mm²)	28~10	0.2~4
Connection Capacity		
Max. Solid (mm²)		1.5
Max. Stranded (mm²)		1.5
General Data		
Stripping length (mm)	10	
Insulation material	PA	
T / W (mm)	6.1 / 61.8	
H / H on TS-35 (mm)	49.1 / 50.6	
Package	50	
Color	**Part number**	**Package**
■	AK4-TP-RD	50
■	AK4-TP-BL	50



AK4-TG		
Rated Data	**UL**	**IEC**
Rated Voltage (V)	300	400
Rated Current (A)	20	30
Rated impulse voltage		6KV
Wire range (AWG/mm²)	28~10	0.2~4
Connection Capacity		
Max. Solid (mm²)		1.5
Max. Stranded (mm²)		1.5
General Data		
Stripping length (mm)	10	
Insulation material	PA	
T / W (mm)	6.1 / 61.8	
H / H on TS-35 (mm)	36.7 / 38.2	
Package	50	
Color	**Part number**	**Package**
■	AK4-TG-RD	50
■	AK4-TG-BL	50



AK4-CP		
Rated Data	**UL**	**IEC**
Rated Voltage (V)	300	400
Rated Current (A)	6	6
Rated impulse voltage		6KV
Wire range (AWG/mm²)	28~10	0.2~6
Connection Capacity		
Max. Solid (mm²)		1.5
Max. Stranded (mm²)		1.5
General Data		
Stripping length (mm)	10	
Insulation material	PA	
T / W (mm)	6.1 / 61.8	
H / H on TS-35 (mm)	56.5 / 58	
Package	100	
Color	**Part number**	**Package**
■	AK4-CP-RD	100
■	AK4-CP-BL	100

Accessories

	AK4-TP	AK4-TG	AK4-CP
Partition plate	AKSPS-003 50	AKSPS-003 50	AKSPS-003 50
Plug-in bridge 2	DSD01-402N 50	DSD01-402N 50	DSD01-402N 50
3	DSD01-403N 50	DSD01-403N 50	DSD01-403N 50
4	DSD01-404N 50	DSD01-404N 50	DSD01-404N 50
5	DSD01-405N 10	DSD01-405N 10	DSD01-405N 10
10	DSD01-410N 10	DSD01-410N 10	DSD01-410N 10
20	DSD01-420N 10	DSD01-420N 10	DSD01-420N 10
Marking label	TM43W 10	TM43W 10	TM43W 10
Continuous flat marking label	TM-R100 10	TM-R100 10	TM-R100 10
DIN rail	TS-35 20 TS-35/15 10	TS-35 20 TS-35/15 10	TS-35 20 TS-35/15 10
Tool (mm)	0.6 x 3.5 | DNT11-0107	0.6 x 3.5 | DNT11-0107	0.6 x 3.5 | DNT11-0107

3-Conductor Knife and Disconnect Terminal Blocks

AK2.5-TN-T series is a design with a universal socket on the top, which facilitates the insertion of different kinds of isolation plug, feed-through connectors and component connectors to carry out the disconnect function.

A complete range of accessories is available for easy identification, grouping and plug-in bridge applications.

AK 2.5-TN-..



AK2.5-TN-TP		
Rated Data	**UL**	**IEC**
Rated Voltage (V)	300	400
Rated Current (A)	16	21
Rated impulse voltage		6KV
Wire range (AWG/mm²)	28~12	0.2~2.5
Connection Capacity		
Max. Solid (mm²)		1.5
Max. Stranded (mm²)		1.5
General Data		
Stripping length (mm)	10	
Insulation material	PA	
T / W (mm)	5.1 / 72.6	
H / H on TS-35 (mm)	49.1 / 50.6	
Package	100	
Color	**Part number**	**Package**
■	AK2.5-TN-TP-RD	100
■	AK2.5-TN-TP-BL	100



AK2.5-TN-TG		
Rated Data	**UL**	**IEC**
Rated Voltage (V)	300	400
Rated Current (A)	16	21
Rated impulse voltage		6KV
Wire range (AWG/mm²)	28~12	0.2~2.5
Connection Capacity		
Max. Solid (mm²)		1.5
Max. Stranded (mm²)		1.5
General Data		
Stripping length (mm)	10	
Insulation material	PA	
T / W (mm)	5.1 / 72.6	
H / H on TS-35 (mm)	36.7 / 38.2	
Package	50	
Color	**Part number**	**Package**
■	AK2.5-TN-TG-RD	50
■	AK2.5-TN-TG-BL	50



AK2.5-TN-CP		
Rated Data	**UL**	**IEC**
Rated Voltage (V)	300	400
Rated Current (A)	6	6
Rated impulse voltage		6KV
Wire range (AWG/mm²)	28~12	0.2~4
Connection Capacity		
Max. Solid (mm²)		1.5
Max. Stranded (mm²)		1.5
General Data		
Stripping length (mm)	10	
Insulation material	PA	
T / W (mm)	5.1 / 72.6	
H / H on TS-35 (mm)	56.5 / 58	
Package	100	
Color	**Part number**	**Package**
■	AK2.5-TN-CP-RD	100
■	AK2.5-TN-CP-BL	100

Accessories

	AK2.5-TN-TP	AK2.5-TN-TG	AK2.5-TN-CP
End cover	AK2.5C-TR 50	AK2.5C-TR 50	AK2.5C-TR 50
Partition plate	AKSPS-004 50	AKSPS-004 50	
Plug-in bridge 2 way	DSD01-2.502N 50	DSD01-2.502N 50	DSD01-2.502N 50
3 way	DSD01-2.503N 50	DSD01-2.503N 50	DSD01-2.503N 50
4 way	DSD01-2.504N 50	DSD01-2.504N 50	DSD01-2.504N 50
5 way	DSD01-2.505N 10	DSD01-2.505N 10	DSD01-2.505N 10
10 way	DSD01-2.510N 10	DSD01-2.510N 10	DSD01-2.510N 10
20 way	DSD01-2.520N 10	DSD01-2.520N 10	DSD01-2.520N 10
Marking label (Center / Outer)	TM47W / TM42W 10	TM47W / TM42W 10	TM47W / TM42W 10
Continuous flat marking label (Center / Outer)	TM-R200 / TM-R100 10	TM-R200 / TM-R100 10	TM-R200 / TM-R100 10
DIN rail	TS-35 20 TS-35/15 10	TS-35 20 TS-35/15 10	TS-35 20 TS-35/15 10
Tool (mm)	0.6 x 3.5 | DNT11-0107	0.6 x 3.5 | DNT11-0107	0.6 x 3.5 | DNT11-0107

4-Conductor Knife and Disconnect Terminal Blocks

AK2.5-TR-T series is a design with a universal socket on the top, which facilitates the insertion of different kinds of isolation plug, feed-through connectors and component connectors to carry out the disconnect function.

A complete range of accessories is available for easy identification, grouping and plug-in bridge applications.

AK2.5-TR-…



AK2.5-TR-TP

Rated Data		UL	IEC
Rated Voltage	(V)	300	400
Rated Current	(A)	16	21
Rated impulse voltage			6KV
Wire range	(AWG/mm²)	28~12	0.2~2.5
Connection Capacity			
Max. Solid	(mm²)		1.5
Max. Stranded	(mm²)		1.5
General Data			
Stripping length	(mm)	10	
Insulation material		PA	
T / W	(mm)	5.1 / 84.4	
H / H on TS-35	(mm)	49.1 / 50.6	
Package		100	

Color	Part number	Package
■	AK2.5-TR-TP-RD	100
■	AK2.5-TR-TP-BL	100

Part number	Package
AK2.5C-TR-T	50
DSD01-2.502N	50
DSD01-2.503N	50
DSD01-2.504N	50
DSD01-2.505N	10
DSD01-2.510N	10
DSD01-2.520N	10
TM47W / TM42W	10
TM-R200 / TM-R100	10
TS-35	20
TS-35/15	10
0.6 x 3.5 | DNT11-0107	



AK2.5-TR-TG

Rated Data		UL	IEC
Rated Voltage	(V)	300	400
Rated Current	(A)	16	21
Rated impulse voltage			6KV
Wire range	(AWG/mm²)	28~12	0.2~2.5
Connection Capacity			
Max. Solid	(mm²)		1.5
Max. Stranded	(mm²)		1.5
General Data			
Stripping length	(mm)	10	
Insulation material		PA	
T / W	(mm)	5.1 / 84.4	
H / H on TS-35	(mm)	36.7 / 38.2	
Package		50	

Color	Part number	Package
■	AK2.5-TR-TG-RD	50
■	AK2.5-TR-TG-BL	50

Part number	Package
AK2.5C-TR-T	50
DSD01-2.502N	50
DSD01-2.503N	50
DSD01-2.504N	50
DSD01-2.505N	10
DSD01-2.510N	10
DSD01-2.520N	10
TM47W / TM42W	10
TM-R200 / TM-R100	10
TS-35	20
TS-35/15	10
0.6 x 3.5 | DNT11-0107	



AK2.5-TR-CP

Rated Data		UL	IEC
Rated Voltage	(V)	300	400
Rated Current	(A)	6	6
Rated impulse voltage			6KV
Wire range	(AWG/mm²)	28~12	0.2~4
Connection Capacity			
Max. Solid	(mm²)		1.5
Max. Stranded	(mm²)		1.5
General Data			
Stripping length	(mm)	10	
Insulation material		PA	
T / W	(mm)	5.1 / 84.4	
H / H on TS-35	(mm)	56.5 / 58	
Package		100	

Color	Part number	Package
■	AK2.5-TR-CP-RD	100
■	AK2.5-TR-CP-BL	100

Part number	Package
AK2.5C-TR-T	50
DSD01-2.502N	50
DSD01-2.503N	50
DSD01-2.504N	50
DSD01-2.505N	10
DSD01-2.510N	10
DSD01-2.520N	10
TM47W / TM42W	10
TM-R200 / TM-R100	10
TS-35	20
TS-35/15	10
0.6 x 3.5 | DNT11-0107	

Accessories

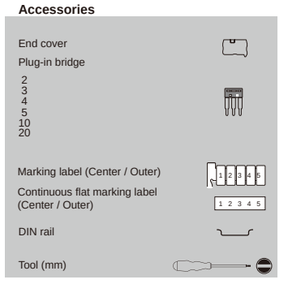

Fuse Disconnect Terminal Blocks

Fuse and disconnect terminal blocks can utilize the standard 5 x 20mm fuse through the lever type fuse holder. The fuse holder can be lifted for quick fuse replacement in the compartment. The product takes the advantages of simple power distribution and easy fuse insertion.

Fuse is excluded in the standard part number.

AK 4.-TF-..



AK4-TF(5x20)

Rated Data		UL	IEC
Rated Voltage	(V)	300	
Rated Current	(A)	11	
Rated impulse voltage			6KV
Wire range	(AWG/mm²)	28~10	0.2~6
Connection Capacity			
Max. Solid	(mm²)		1.5
Max. Stranded	(mm²)		1.5
General Data			
Stripping length	(mm)	10	
Insulation material		PA	
T / W	(mm)	6.1 / 61.8	
H / H on TS-35	(mm)	63.1 / 64.6	
Package		100	

Color	Part number	Package
	AKSPS-003	50
2 way	DSD01-402N	50
3 way	DSD01-403N	50
4 way	DSD01-404N	50
5 way	DSD01-405N	10
10 way	DSD01-410N	10
20 way	DSD01-420N	10
	FUK1A-01	50
	FUK2A-01	50
	FUK6.3A-01	50
	TM43W	10
	TM-R100	10
	TS-35	20
	TS-35/15	10
	0.6 x 3.5 | DNT11-0107	



AK4-TFLXX(5x20)

Rated Data		UL	IEC
Rated Voltage	(V)	300	
Rated Current	(A)	11	
Rated impulse voltage			6KV
Wire range	(AWG/mm²)	28~10	0.2~6
Connection Capacity			
Max. Solid	(mm²)		1.5
Max. Stranded	(mm²)		1.5
General Data			
Stripping length	(mm)	10	
Insulation material		PA	
T / W	(mm)	6.1 / 61.8	
H / H on TS-35	(mm)	63.1 / 64.6	
Package		100	

Color	Part number	Package
	AKSPS-003	50
2 way	DSD01-402N	50
3 way	DSD01-403N	50
4 way	DSD01-404N	50
5 way	DSD01-405N	10
10 way	DSD01-410N	10
20 way	DSD01-420N	10
	FUK1A-01	50
	FUK2A-01	50
	FUK6.3A-01	50
	TM43W	10
	TM-R100	10
	TS-35	20
	TS-35/15	10
	0.6 x 3.5 | DNT11-0107	

Rated Data		UL	IEC
Rated Voltage	(V)		
Rated Current	(A)		
Rated impulse voltage			
Wire range	(AWG/mm²)		
Connection Capacity			
Max. Solid	(mm²)		
Max. Stranded	(mm²)		
General Data			
Stripping length	(mm)		
Insulation material			
T / W	(mm)		
H / H on TS-35	(mm)		
Package			

Color	Part number	Package

Accessories

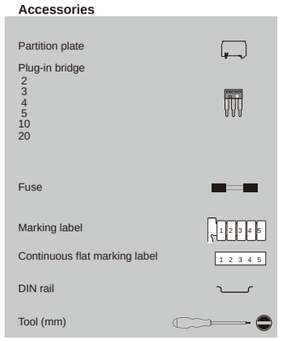

* AK4-TFLXX(5x20) with LED display.

Part number	LED	Voltage
AK4-TFL5(5x20)	with LED light	5V
AK4-TFL12(5x20)	with LED light	12V
AK4-TFL24(5x20)	with LED light	24V
AK4-TFL48(5x20)	with LED light	48V
AK4-TFL110(5x20)	with LED light	110V
AK4-TFL220(5x20)	with LED light	220V
AK4-TFL300(5x20)	with LED light	300V

Screw Connection Terminal Block



- Potential power distribution can be arranged using various plug-in, insertion and screw-on bridges.
- IEC 60947-7-1 & UL 1059 compliance.



Feed-through Terminal Blocks

DK..N series is a screw type terminal block, which wirecage is designed for large wiring contact, vibration proof and high reliability, suitable for wire sizes from 2.5 mm² to 35mm². Power distribution can be adjusted by using plug-in bridge on the top and insertion bridge on the side. Various accessories is available for identification and bridging applications.

DK..N







DK2.5N		
Rated Data	**UL**	**IEC**
Rated Voltage (V)	600	1000
Rated Current (A)	20	24
Rated impulse voltage		8KV
Wire range (AWG/mm²)	22~12	0.34~2.5
Connection Capacity		
Max. Solid (mm²)		4
Max. Stranded (mm²)		2.5
General Data		
Torque (N.m)	0.4	0.4
Screw thread	M2.5	
Stripping length (mm)	9~11	
Insulation material	PA	
T / W (mm)	5.1 / 40.7	
H / H on TS-35	39.6 / 41.8	
Package	100	

Color	Part number	Package
■	DK2.5N-RD	100
■	DK2.5N-BL	100

DK4N		
Rated Data	**UL**	**IEC**
Rated Voltage (V)	600	1000
Rated Current (A)	30	32
Rated impulse voltage		8KV
Wire range (AWG/mm²)	22~10	0.34~4
Connection Capacity		
Max. Solid (mm²)		6
Max. Stranded (mm²)		4
General Data		
Torque (N.m)	0.6	0.5
Screw thread	M3	
Stripping length (mm)	9~11	
Insulation material	PA	
T / W (mm)	6.1 / 40.7	
H / H on TS-35	39.6 / 41.8	
Package	100	

Color	Part number	Package
■	DK4N-RD	100
■	DK4N-BL	100

DK6N		
Rated Data	**UL**	**IEC**
Rated Voltage (V)	600	1000
Rated Current (A)	50	41
Rated impulse voltage		8KV
Wire range (AWG/mm²)	20~8	0.5~6
Connection Capacity		
Max. Solid (mm²)		10
Max. Stranded (mm²)		6
General Data		
Torque (N.m)	1.2	1.2
Screw thread	M4	
Stripping length (mm)	12~14	
Insulation material	PA	
T / W (mm)	8 / 43.3	
H / H on TS-35	46.3 / 47.3	
Package	100	

Color	Part number	Package
■	DK6N-RD	100
■	DK6N-BL	100

Accessories

	DK2.5N Part number	Package	DK4N Part number	Package	DK6N Part number	Package
End cover	DK4NC	50	DK4NC	50	DK6NC	50
	DK4NCA	50	DK4NCA	50	DK6NCA DK6NCB	50 50
Partition plate	DKNSPS-005 DKNSPS-008	50 50	DKNSPS-005 DKNSPS-008	50 50	DKNSPS-008	50
Separating disk	DKNSPS-001	50	DKNSPS-001	50	DKNSPS-002	50
Plug-in bridge 2 3 4 5 10 20	DSS2.5N-02P DSS2.5N-03P DSS2.5N-04P DSS2.5N-05P DSS2.5N-10P DSS2.5N-20P	50 50 50 10 10 10	DSS4N-02P DSS4N-03P DSS4N-04P DSS4N-05P DSS4N-10P DSS4N-20P	50 50 50 10 10 10	DSS6N-02P DSS6N-03P DSS6N-04P DSS6N-05P DSS6N-10P	50 50 50 10 10
Plug-in bridge 2 3 4 5	DSS2.5N-6688-02P DSS2.5N-6688-03P DSS2.5N-6688-04P DSS2.5N-6688-05P	50 10 10 10				
Insertion bridge 2 3 4 5 10	CSC-2.502PN CSC-2.503PN CSC-2.504PN CSC-2.505PN CSC-2.510PN	50 50 50 10 10	CSC-402PN CSC-403PN CSC-404PN CSC-405PN CSC-410PN	50 50 50 10 10	CSC-602PN CSC-603PN CSC-604PN CSC-605PN CSC-610PN	50 50 50 10 10
Reducing bridge	DSD02-2.5/6 DSD02-2.5/10 DSD02-2.5/16	50 50 50	DSD02-4/6 DSD02-4/10 DSD02-4/16	50 50 50	DSD02-2.5/6 DSD02-4/6 DSD02-6/16	50 50 50
Test plug	0175-T002					
Lever	0175L1					
Safety cap	DK2.5N-KP DK2.5N-KP(Y)	50 50	DK4N-KP DK4N-KP(Y)	50 50	DK6N-KP DK6N-KP(Y)	50 50
Marking label	TM47W	10	TM48W	10	TM49W	10
Continuous flat marking label	TM-R200	10	TM-R200	10	TM-R200	10
DIN rail	TS-35 TS-35/15	20 10	TS-35 TS-35/15	20 10	TS-35 TS-35/15	20 10
Tool (mm)	#0 / 3.0 | DNT11-0201		#0 / 3.0 | DNT11-0201		#1 / 5.0 | DNT11-0202	

Feed-through Terminal Blocks







DK10N		
Rated Data	**UL**	**IEC**
Rated Voltage (V)	600	1000
Rated Current (A)	60	57
Rated impulse voltage		8KV
Wire range (AWG/mm²)	20~6	0.5~10
Connection Capacity		
Max. Solid (mm²)		16
Max. Stranded (mm²)		10
General Data		
Torque (N.m)	1.3	1.2
Screw thread	M4	
Stripping length (mm)	12~14	
Insulation material	PA	
T / W (mm)	10 / 43.2	
H / H on TS-35 (mm)	49.3 / 50.2	
Package	50	

Color	Part number	Package
■	DK10N-RD	50
■	DK10N-BL	50

DK16N		
Rated Data	**UL**	**IEC**
Rated Voltage (V)	600	1000
Rated Current (A)	88	76
Rated impulse voltage		8KV
Wire range (AWG/mm²)	14~3	1.5~16
Connection Capacity		
Max. Solid (mm²)		25
Max. Stranded (mm²)		16
General Data		
Torque (N.m)	3.4	2
Screw thread	M5	
Stripping length (mm)	14~16	
Insulation material	PA	
T / W (mm)	12 / 49.6	
H / H on TS-35 (mm)	51.3 / 56.15	
Package	50	

Color	Part number	Package
■	DK16N-RD	50
■	DK16N-BL	50

DK35N		
Rated Data	**UL**	**IEC**
Rated Voltage (V)	600	1000
Rated Current (A)	150	125
Rated impulse voltage		8KV
Wire range (AWG/mm²)	12~1/0	1.5~35
Connection Capacity		
Max. Solid (mm²)		50
Max. Stranded (mm²)		35
General Data		
Torque (N.m)	3.5	6.9
Screw thread	M6	
Stripping length (mm)	14~18	
Insulation material	PA	
T / W (mm)	16 / 56.4	
H / H on TS-35 (mm)	60.3 / 65.15	
Package	50	

Color	Part number	Package
■	DK35N-RD	50
■	DK35N-BL	50

	DK10N Part number	Package	DK16N Part number	Package	DK35N Part number	Package
End cover	DK10NC	50	DK16NC	50		
	DK10NCA	50	DK16NCA	50		
Partition plate	DKNSPS-009	50	DKNSPS-009	50		
Separating disk	DKNSPS-002	50	DKNSPS-004	50	DKNSPS-004	50
Plug-in bridge 2 3 4 5 10 20	DSS10N-02P DSS10N-03P DSS10N-04P DSS10N-05P DSS10N-10P	10 10 10 10 10	DSS16N-02PN	10	DSS35N-02PN	10
Plug-in bridge 2 3 4 5						
Insertion bridge 2 3 4 5 10	CSC-1002PN CSC-1003PN CSC-1004PN CSC-1005PN CSC-1010PN	10 10 10 10 10	CSC-1602P CSC-1603P CSC-1604P CSC-1605P CSC-1610P	10 10 10 10 10	CSC-3502P CSC-3503P CSC-3504P CSC-3505P CSC-3510P	10 10 10 10 10
Reducing bridge	DSD02-2.5/10 DSD02-4/10	50 50	DSD02-2.5/16 DSD02-4/16 DSD02-6/16	50 50 50		
Test plug						
Lever						
Safety cap	DK10N-KP DK10N-KP(Y)	50 50	DK16N-KP DK16N-KP(Y)	50 50	DK35N-KP DK35N-KP(Y)	50 50
Marking label	TM50W	10	TM50W	10	TM50W	10
Continuous flat marking label	TM-R200	10	TM-R200	10	TM-R200	10
DIN rail	TS-35 TS-35/15	20 10	TS-35 TS-35/15	20 10	TS-35 TS-35/15	20 10
Tool (mm)	#1 / 5.0 | DNT11-0202		1.0 x 5.5 | DNT11-0111		1.0 x 5.5 | DNT11-0111	

Application

Test plug



0175-T002

Lever

0175L1

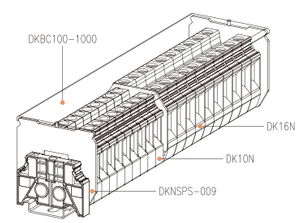

Cover	Terminal Block	Partition Plate
DKBC60-1000	DK2.5N, DK4N	DKNSPS-008
DKBC100-1000	DK10N, DK16N	DKNSPS-009
DKBC150-1000	DK35N	DKNSPS-010

Patrt Number	Package
DKBC60-1000	20
DKBC100-1000	20
DKBC150-1000	20

Feed-through Terminal Blocks

DK..N series is a screw type terminal block, which wirecage is designed for large wiring contact, vibration proof and high reliability, suitable for wire sizes from 2.5 mm² to 35mm². Power distribution can be adjusted by using plug-in bridge on the top and insertion bridge on the side. Various accessories is available for identification and bridging applications.

DK..N



DK16H		
Rated Data	**UL**	**IEC**
Rated Voltage (V)	600	1000
Rated Current (A)	100	101
Rated impulse voltage		8KV
Wire range (AWG/mm²)	14~3	1.5~25
Connection Capacity		
Max. Solid (mm²)		25
Max. Stranded (mm²)		25
General Data		
Torque (N.m)	2.5~3.4	2
Screw thread	M5	
Stripping length (mm)	13~15	
Insulation material	PA	
T / W (mm)	12 / 48	
H / H on TS-35 (mm)	51.3 / 52.2	
Package	50	

Color	Part number	Package
■	DK16H-RD	50
■	DK16H-BL	50

Part number	Package
DK16HC	50
DKNSPS-003	50
CSC-1602P CSC-1603P CSC-1604P CSC-1605P CSC-1610P	10 10 10 10 10
DS16-02P DS16-03P DS16-04P DS16-05P DS16-10P	50 50 50 10 10
DK16H-KP DK16H-KP(Y)	50 50
TM50W	10
TM-R200	10
TS-35 TS-35/15	20 10
1.0 x 5.5 | DNT11-0111	



DK35H		
Rated Data	**UL**	**IEC**
Rated Voltage (V)	600	1000
Rated Current (A)	150	150
Rated impulse voltage		8KV
Wire range (AWG/mm²)	12~1/0	2.5~50
Connection Capacity		
Max. Solid (mm²)		50
Max. Stranded (mm²)		50
General Data		
Torque (N.m)	3.5~6.9	6.9
Screw thread	M6	
Stripping length (mm)	16~18	
Insulation material	PA	
T / W (mm)	16 / 53	
H / H on TS-35 (mm)	60.3 / 61.2	
Package	50	

Color	Part number	Package
■	DK35H-RD	50
■	DK35H-BL	50

Part number	Package
DKNSPS-004	50
CSC-3502P CSC-3503P CSC-3504P CSC-3505P CSC-3510P	10 10 10 10 10
DS35-02P DS35-03P DS35-04P DS35-05P DS35-10P	50 50 50 10 10
DK35H-KP DK35H-KP(Y)	50 50
TM50W	10
TM-R200	10
TS-35 TS-35/15	20 10
1.0 x 5.5 | DNT11-0111	

DK.. series is a screw type terminal block, with its wire cage is designed for large wiring contact, vibration proof and high reliability, suitable for wire sizes from 50mm² to 240mm². The wire entry hole allows lugs that are within the nominal cross section.

DK..

Accessories

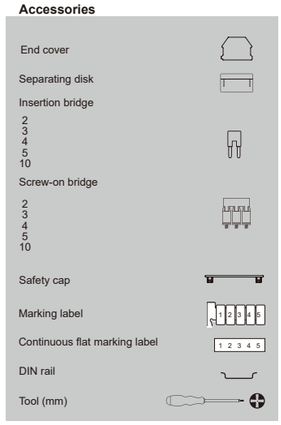

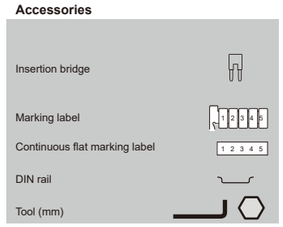

Feed-through Terminal Blocks

DK50		
Rated Data	**UL**	**IEC**
Rated Voltage (V)	600	1000
Rated Current (A)	150	150
Rated impulse voltage		8KV
Wire range (AWG/mm²)	6~1/0	16~50
Connection Capacity		
Max. Stranded (mm²)		50
General Data		
Torque (N.m)	5.6	
Screw thread	M6	
Stripping length (mm)	25~30	
Insulation material	PA	
T / W (mm)	20 / 70.5	
H / H on TS-35 (mm)	75.8 / 76.7	
Package	20	

Color	Part number	Package	Part number	Package
■	DK50-RD	20	CSC-5002P CSC-5003P	10 10
■	DK50-BL	20		
			TM50W	10
			TM-R200	10
			TS-35 TS-35/15	20 10
			5mm	



DK95		
Rated Data	**UL**	**IEC**
Rated Voltage (V)	600	1000
Rated Current (A)	230	232
Rated impulse voltage		8KV
Wire range (AWG/mm²)	2~4/0	35~95
Connection Capacity		
Max. Stranded (mm²)		95
General Data		
Torque (N.m)	10	
Screw thread	M8	
Stripping length (mm)	30~35	
Insulation material	PA	
T / W (mm)	32.2 / 80	
H / H on TS-35 (mm)	88.5 / 89.4	
Package	20	

Color	Part number	Package	Part number	Package
■	DK95-RD	20	CSC-9502P CSC-9503P	10 10
■	DK95-BL	20		
			TM50W	10
			TM-R200	10
			TS-35 TS-35/15	20 10
			6mm	



DK150		
Rated Data	**UL**	**IEC**
Rated Voltage (V)	600	1000
Rated Current (A)	275	309
Rated impulse voltage		8KV
Wire range (AWG/mm²)	2~300kcmil	35~150
Connection Capacity		
Max. Stranded (mm²)		150
General Data		
Torque (N.m)	19	
Screw thread	M10	
Stripping length (mm)	30~40	
Insulation material	PA	
T / W (mm)	38 / 93	
H / H on TS-35 (mm)	108.1 / 109	
Package	5	

Color	Part number	Package	Part number	Package
■	DK150-RD	5	CSC-15002P CSC-15003P	10 10
■	DK150-BL	5		
			TM50W	10
			TM-R200	10
			TS-35 TS-35/15	20 10
			8mm	



DK240		
Rated Data	**UL**	**IEC**
Rated Voltage (V)	600	1000
Rated Current (A)	370	415
Rated impulse voltage		8KV
Wire range (kcmil/mm²)	300~500	95~240
Connection Capacity		
Max. Stranded (mm²)		240
General Data		
Torque (N.m)	19	
Screw thread	M10	
Stripping length (mm)	30~40	
Insulation material	PA	
T / W (mm)	43 / 93	
H / H on TS-35 (mm)	125.1 / 126	
Package	10	

Color	Part number	Package	Part number	Package
■	DK240-RD	10	CSC-24002P CSC-24003P	10 10
■	DK240-BL	10		
			TM50W	10
			TM-R200	10
			TS-35 TS-35/15	20 10
			8mm	

Eazy to release from rail

Feed-through 3-Conductor Terminal Blocks









DK..N-TN is a 3-port screw type terminal block. Designed with a solid structure and high reliability to meet the vibration and harsh thermal variation requirement.

With plug-in bridge, DK..N-TN can connect two or more terminal blocks in parallel. Marking labels are compatible for clear identification.

DK..N-TN

DK2.5N-TN		
Rated Data	**UL**	**IEC**
Rated Voltage (V)	600	1000
Rated Current (A)	20	24
Rated impulse voltage		8KV
Wire range (AWG/mm²)	22~12	0.14~2.5
Connection Capacity		
Max. Solid (mm²)		4
Max. Stranded (mm²)		2.5
General Data		
Torque (N.m)	0.4	
Screw thread	M2.5	
Stripping length (mm)	9~11	
Insulation material	PA	
T / W (mm)	5.1 / 48.7	
H / H on TS-35 (mm)	48.5 / 49.4	
Package	100	

Color	Part number	Package
■	DK2.5N-TN-RD	100
■	DK2.5N-TN-BL	100

DK4N-TN		
Rated Data	**UL**	**IEC**
Rated Voltage (V)	600	800
Rated Current (A)	30	32
Rated impulse voltage		8KV
Wire range (AWG/mm²)	22~10	0.14~4
Connection Capacity		
Max. Solid (mm²)		6
Max. Stranded (mm²)		4
General Data		
Torque (N.m)	0.6	
Screw thread	M3	
Stripping length (mm)	9~11	
Insulation material	PA	
T / W (mm)	6.1 / 48.7	
H / H on TS-35 (mm)	48.5 / 49.4	
Package	100	

Color	Part number	Package
■	DK4N-TN-RD	100
■	DK4N-TN-BL	100

DK6N-TN		
Rated Data	**UL**	**IEC**
Rated Voltage (V)	600	1000
Rated Current (A)	50	41
Rated impulse voltage		8KV
Wire range (AWG/mm²)	20~8	0.5~6
Connection Capacity		
Max. Solid (mm²)		10
Max. Stranded (mm²)		6
General Data		
Torque (N.m)	1.2	
Screw thread	M4	
Stripping length (mm)	12~14	
Insulation material	PA	
T / W (mm)	8 / 55.2	
H / H on TS-35 (mm)	58.1 / 59.1	
Package	100	

Color	Part number	Package
■	DK6N-TN-RD	100
■	DK6N-TN-BL	100

Accessories

	Part number	Package	Part number	Package	Part number	Package
End cover	DK2.5NC-TN	50	DK2.5NC-TN	50	DK6NC-TN	50
	DK2.5NCA-TN	50	DK2.5NCA-TN	50	DK6NCA-TN DK6NCB-TN	50 50
Separating disk	DKNSPS-001	50	DKNSPS-001	50	DKNSPS-002	50
Plug-in bridge 2 3 4 5 10 20	DSS2.5N-02P DSS2.5N-03P DSS2.5N-04P DSS2.5N-05P DSS2.5N-10P DSS2.5N-20P	50 50 50 10 10 10	DSS4N-02P DSS4N-03P DSS4N-04P DSS4N-05P DSS4N-10P DSS4N-20P	50 50 50 10 10 10	DSS6N-02P DSS6N-03P DSS6N-04P DSS6N-05P DSS6N-10P	50 50 50 10 10
Plug-in bridge 2 3 4 5	DSS2.5N-6688-02P DSS2.5N-6688-03P DSS2.5N-6688-04P DSS2.5N-6688-05P	50 10 10 10				
Insertion bridge 2 3 4 5 10	CSC-2.502PN CSC-2.503PN CSC-2.504PN CSC-2.505PN CSC-2.510PN	50 50 50 10 10	CSC-402PN CSC-403PN CSC-404PN CSC-405PN CSC-410PN	50 50 50 10 10	CSC-602PN CSC-603PN CSC-604PN CSC-605PN CSC-610PN	50 50 50 10 10
Reducing bridge	DSD02-2.5/6 DSD02-2.5/10	50 50	DSD02-4/6 DSD02-4/10	50 50	DSD02-2.5/6 DSD02-4/6	50 50
Test plug	0175-T002					
Lever	0175L1					
Safety cap			DK4N-TN-KP	50	DK6N-TN-KP DK6N-TN-KP(Y)	50 50
Marking label	TM47W	10	TM48W	10	TM49W	10
Continuous flat marking label	TM-R200	10	TM-R200	10	TM-R100	10
DIN rail	TS-35 TS-35/15	20 10	TS-35 TS-35/15	20 10	TS-35 TS-35/15	20 10
Tool (mm)	#0 / 3.0 | DNT11-0201		#0 / 3.0 | DNT11-0201		#1 / 5.0 | DNT11-0202	

Feed-through 3-Conductor & 4-ConductorTerminal Blocks









DK..N-TR is a 4-port screw type terminal block, suitable for compact power distribution through two terminals on each side. Designed with a solid structure and high reliability to meet the vibration and harsh thermal variation requirement. With plug-in bridge, DK..N-TR can connect two or more terminal blocks in parallel. Marking labels are compatible for clear identification.

DK..N-TR

DK10N-TN		
Rated Data	**UL**	**IEC**
Rated Voltage (V)	600	1000
Rated Current (A)	60	57
Rated impulse voltage		8KV
Wire range (AWG/mm²)	20~6	0.5~10
Connection Capacity		
Max. Solid (mm²)		16
Max. Stranded (mm²)		10
General Data		
Torque (N.m)	1.3	
Screw thread	M4	
Stripping length (mm)	12~14	
Insulation material	PA	
T / W (mm)	10 / 55.6	
H / H on TS-35 (mm)	62.7 / 63.7	
Package	75	

Color	Part number	Package
■	DK10N-TN-RD	75
■	DK10N-TN-BL	75

DK2.5N-TR		
Rated Data	**UL**	**IEC**
Rated Voltage (V)	600	1000
Rated Current (A)	20	24
Rated impulse voltage		8KV
Wire range (AWG/mm²)	22~12	0.14~2.5
Connection Capacity		
Max. Solid (mm²)		4
Max. Stranded (mm²)		2.5
General Data		
Torque (N.m)	0.4	
Screw thread	M2.5	
Stripping length (mm)	9~11	
Insulation material	PA	
T / W (mm)	5.1 / 54.8	
H / H on TS-35 (mm)	48.5 / 49.4	
Package	100	

Color	Part number	Package
■	DK2.5N-TR-RD	100
■	DK2.5N-TR-BL	100

DK4N-TR		
Rated Data	**UL**	**IEC**
Rated Voltage (V)	600	800
Rated Current (A)	30	32
Rated impulse voltage		8KV
Wire range (AWG/mm²)	22~10	0.14~4
Connection Capacity		
Max. Solid (mm²)		6
Max. Stranded (mm²)		4
General Data		
Torque (N.m)	0.6	
Screw thread	M3	
Stripping length (mm)	9~11	
Insulation material	PA	
T / W (mm)	6.1 / 54.8	
H / H on TS-35 (mm)	48.5 / 49.4	
Package	100	

Color	Part number	Package
■	DK4N-TR-RD	100
■	DK4N-TR-BL	100

Accessories

	Part number	Package	Part number	Package
End cover	DK10NC-TN	50	DK2.5NC-TR	50
			DK2.5NCA-TR	50
Separating disk	DKNSPS-001	50	DKNSPS-001	50
Plug-in bridge 2 3 4 5 10 20	DSS10N-02P DSS10N-03P DSS10N-04P DSS10N-05P DSS10N-10P	50 50 50 10 10	DSS2.5N-02P DSS2.5N-03P DSS2.5N-04P DSS2.5N-05P DSS2.5N-10P DSS2.5N-20P	50 50 50 10 10 10
Plug-in bridge 2 3 4 5			DSS2.5N-6688-02P DSS2.5N-6688-03P DSS2.5N-6688-04P DSS2.5N-6688-05P	50 10 10 10
Insertion bridge 2 3 4 5 10	CSC-1002PN CSC-1003PN CSC-1004PN CSC-1005PN CSC-1010PN	50 50 50 10 10	CSC-2.502PN CSC-2.503PN CSC-2.504PN CSC-2.505PN CSC-2.510PN	50 50 50 10 10
Reducing bridge	DSD02-2.5/10 DSD02-4/10	50 50	DSD02-2.5/6 DSD02-4/10	50 50
Test plug			0175-T002	
Lever			0175L1	
Safety cap	DK10N-TN-KP DK10N-TN-KP(Y)	50 50	DK2.5N-TR-KP	50
Marking label	TM50W	10	TM47W	10
Continuous flat marking label	TM-R200	10	TM-R200	10
DIN rail	TS-35 TS-35/15	20 10	TS-35 TS-35/15	20 10
Tool (mm)	#1 / 5.0 | DNT11-0202		#0 / 3.0 | DNT11-0201	

Feed-through Grounding Terminal Blocks

DK..N- PE is a grounding terminal block with the same dimensions as the DK..N series, and fully compliant with UL 1059 and IEC 60947-7-2. This series supports both the mechanical and the electrical functions of a PCTB by using it as a ground (PE) busbar.

DK..N-PE

Accessories

End cover

Marking label

Continuous flat marking label

DIN rail

Tool (mm)



DK2.5N-PE

Rated Data		UL	IEC
Rated Voltage	(V)	600	1000
Rated Current	(A)		
Rated impulse voltage			8KV
Wire range	(AWG/mm²)	28~12	0.14~2.5
Connection Capacity			
Max. Solid	(mm²)		4
Max. Stranded	(mm²)		2.5
General Data			
Torque	(N.m)	0.4	
Screw thread		M2.5	
Stripping length	(mm)	8~10	
Insulation material		PA	
T / W	(mm)	5.1 /45.4	
H / H on TS-35	(mm)	40.7 / 41.8	
Package		100	

Part number	Package
DK2.5NC-PE	50
TM47W	10
TM-R200	10
TS-35 TS-35/15	20 10
#0 / 3.0 | DNT11-0201	



DK4N-PE

Rated Data		UL	IEC
Rated Voltage	(V)	600	1000
Rated Current	(A)		
Rated impulse voltage			8KV
Wire range	(AWG/mm²)	28~10	0.14~4
Connection Capacity			
Max. Solid	(mm²)		6
Max. Stranded	(mm²)		4
General Data			
Torque	(N.m)	0.6	
Screw thread		M3	
Stripping length	(mm)	8~10	
Insulation material		PA	
T / W	(mm)	6.1 / 45.4	
H / H on TS-35	(mm)	40.7 / 41.8	
Package		100	

Part number	Package
DK2.5NC-PE	50
TM48W	10
TM-R200	10
TS-35 TS-35/15	20 10
#0 / 3.0 | DNT11-0201	



DK6N-PE

Rated Data		UL	IEC
Rated Voltage	(V)	600	1000
Rated Current	(A)		
Rated impulse voltage			8KV
Wire range	(AWG/mm²)	20~8	0.2~6
Connection Capacity			
Max. Solid	(mm²)		10
Max. Stranded	(mm²)		6
General Data			
Torque	(N.m)	1.2	
Screw thread		M4	
Stripping length	(mm)	11~13	
Insulation material		PA	
T / W	(mm)	8 / 47.1	
H / H on TS-35	(mm)	45.7 / 47.2	
Package		50	

Part number	Package
DK6NC-PE	50
TM49W	10
TM-R200	10
TS-35 TS-35/15	20 10
#1 / 5.0 | DNT11-0202	

Feed-through Grounding Terminal Blocks

DK..N- PE is a grounding terminal block with the same dimensions as the DK..N series, and fully compliant with UL 1059 and IEC 60947-7-2. This series supports both the mechanical and the electrical functions of a PCTB by using it as a ground (PE) busbar.

DK..N-PE

Accessories

End cover

Marking label

Continuous flat marking label

DIN rail

Tool (mm)



DK10N-PE

Rated Data		UL	IEC
Rated Voltage	(V)	600	1000
Rated Current	(A)		
Rated impulse voltage			8KV
Wire range	(AWG/mm²)	20~6	0.5~10
Connection Capacity			
Max. Solid	(mm²)		16
Max. Stranded	(mm²)		10
General Data			
Torque	(N.m)	2.5	4
Screw thread		M4	
Stripping length	(mm)	12~14	
Insulation material		PA	
T / W	(mm)	10 / 47.2	
H / H on TS-35	(mm)	48.8 / 50.2	
Package		50	

Part number	Package
DK10NC-PE	50
TM50W	10
TM-R200	10
TS-35 TS-35/15	20 10
#1 / 5.0 | DNT11-0202	



DK16N-PE

Rated Data		UL	IEC
Rated Voltage	(V)	600	1000
Rated Current	(A)		
Rated impulse voltage			8KV
Wire range	(AWG/mm²)	14~3	1.5~16
Connection Capacity			
Max. Solid	(mm²)		25
Max. Stranded	(mm²)		16
General Data			
Torque	(N.m)	2.5	
Screw thread		M5	
Stripping length	(mm)	14~16	
Insulation material		PA	
T / W	(mm)	12 / 52	
H / H on TS-35	(mm)	50.9 / 52.2	
Package		50	

Part number	Package
DK16NC-PE	50
TM50W	10
TM-R200	10
TS-35 TS-35/15	20 10
1.0 x 5.5 | DNT11-0111	

Rated Data	UL	IEC
Connection Capacity		
General Data		

Part number	Package

Screw Connection

Feed-through 3-Conductor Grounding Terminal Blocks





DK..N-TN-PE is a 3 ports grounding terminal block with the same dimensions as the DK..N-TN series, and fully compliant to UL 1059 and IEC 60947-7-2. This series supports both the mechanical and the electrical functions of a PCTB by using it as a ground (PE) busbar.

DK..N-TN-PE

	DK2.5N-TN-PE		DK4N-TN-PE		
Rated Data	**UL**	**IEC**	**UL**	**IEC**	**UL** / **IEC**
Rated Voltage (V)	600	1000	600	1000	
Rated Current (A)					
Rated impulse voltage		8KV		8KV	
Wire range (AWG/mm^2)	22~12	0.14~2.5	22~10	0.14~4	
Connection Capacity					
Max. Solid (mm^2)		4		6	
Max. Stranded (mm^2)		2.5		4	
General Data					
Torque (N.m)	0.4		0.6		
Screw thread	M2.5		M3		
Stripping length (mm)	9~11		9~11		
Insulation material	PA		PA		
T / W (mm)	5.1 / 52.3		6.1 / 52.3		
H / H on TS-35 (mm)	48.3 / 49.4		48.3 / 49.4		
Package	100		100		
	Part number	**Package**	**Part number**	**Package**	**Part number** / **Package**
	DK2.5NC-TN-PE	50	DK2.5NC-TN-PE	50	
	TM47W	10	TM48W	10	
	TM-R200	10	TM-R200	10	
	TS-35 TS-35/15	20 10	TS-35 TS-35/15	20 10	
	#0 / 3.0 | DNT11-0201		#0 / 3.0 | DNT11-0201		

Accessories

End cover

Marking label

Continuous flat marking label

DIN r ail

Tool (mm)

Feed-through 4-Conductor Grounding Terminal Blocks





DK..N-TN-PE is a 4 ports grounding terminal block with the same dimensions as the DK..N-TN series, and fully compliant to UL 1059 and IEC 60947-7-2. This series supports both the mechanical and the electrical functions of a PCTB by using it as a ground (PE) busbar.

DK..N-TR-PE

	DK2.5N-TR-PE		DK4N-TR-PE		
Rated Data	**UL**	**IEC**	**UL**	**IEC**	**UL** / **IEC**
Rated Voltage (V)	600	1000	600	1000	
Rated Current (A)					
Rated impulse voltage		8KV		8KV	
Wire range (AWG/mm^2)	22~12	0.14~2.5	22~10	0.14~4	
Connection Capacity					
Max. Solid (mm^2)		4		6	
Max. Stranded (mm^2)		2.5		4	
General Data					
Torque (N.m)	0.4		0.6		
Screw thread	M2.5		M3		
Stripping length (mm)	9~11		9~11		
Insulation material	PA		PA		
T / W (mm)	5.1 / 55.1		6.1 / 55.1		
H / H on TS-35 (mm)	48.4 / 49.4		48.4 / 49.4		
Package	100		100		
	Part number	**Package**	**Part number**	**Package**	**Part number** / **Package**
	DK2.5NC-TR-PE	50	DK2.5NC-TR-PE	50	
	TM47W	10	TM48W	10	
	TM-R200	10	TM-R200	10	
	TS-35 TS-35/15	20 10	TS-35 TS-35/15	20 10	
	#0 / 3.0 | DNT11-0201		#0 / 3.0 | DNT11-0201		

Accessories

End cover

Marking label

Continuous flat marking label

DIN rail

Tool (mm)

Feed-through Grounding Terminal Blocks



DK..- PE is a protective conductor terminal block, fully compliant with all the strict requirements of UL 1059 and IEC 60947-7-2. The DIN rail is not only a mechanical support to the PCTB but also an electrical function of the PCTB, it is used as a ground (PE) busbar.

Ensure secured wiring, High conductivity and low resistance for safe grounding. Additional to the snap-on foot, with screw mounting to strengthen the fix on the DIN rail.

DK..-PE

Accessories

Marking label

Continuous flat marking label

DIN rail

Tool (mm)



DK2.5-PE		
Rated Data	**UL**	**IEC**
Rated Voltage (V)	600	630
Rated Current (A)		
Rated impulse voltage		8KV
Wire range (AWG/mm²)	26~12	0.5~2.5
Connection Capacity		
Max. Solid (mm²)		4
Max. Stranded (mm²)		2.5
General Data		
Torque Wire (N.m)	0.8	
Torque Din Rail (N.m)	0.52	
Screw thread	M3	
Stripping length (mm)	10~14	
Insulation material	PA	
T / W (mm)	5.7 / 56	
H / H on TS-35 (mm)	46.4 / 47.4	
Package	100	

Part number	Package
TM47W	10
TM-R200	10
TS-35 TS-35/15	20 10
0.6 x 3.5 | DNT11-0107	



DK4-PE		
Rated Data	**UL**	**IEC**
Rated Voltage (V)	600	630
Rated Current (A)		
Rated impulse voltage		8KV
Wire range (AWG/mm²)	26~10	0.5~4
Connection Capacity		
Max. Solid (mm²)		6
Max. Stranded (mm²)		4
General Data		
Torque Wire (N.m)	0.8	
Torque Din Rail (N.m)	0.52	
Screw thread	M3	
Stripping length (mm)	12~16	
Insulation material	PA	
T / W (mm)	6.6 / 56	
H / H on TS-35 (mm)	46.4 / 47.4	
Package	100	

Part number	Package
TM48W	10
TM-R200	10
TS-35 TS-35/15	20 10
0.6 x 3.5 | DNT11-0107	

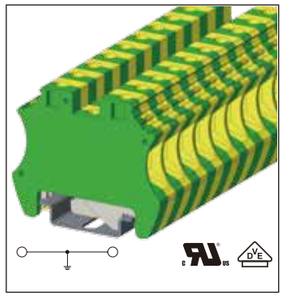

DK10-PE		
Rated Data	**UL**	**IEC**
Rated Voltage (V)	600	500
Rated Current (A)		
Rated impulse voltage		8KV
Wire range (AWG/mm²)	16~8	1.5~10
Connection Capacity		
Max. Solid (mm²)		16
Max. Stranded (mm²)		10
General Data		
Torque Wire (N.m)	1.76	
Torque Din Rail (N.m)	0.8	
Screw thread	M4	
Stripping length (mm)	12~16	
Insulation material	PA	
T / W (mm)	10.4 / 56	
H / H on TS-35 (mm)	46.4 / 47.4	
Package	50	

Part number	Package
TM50W	10
TM-R200	10
TS-35 TS-35/15	20 10
0.8 x 4 | DNT11-0109	

Feed-through Grounding Terminal Blocks



DK16-PE		
Rated Data	**UL**	**IEC**
Rated Voltage (V)	600	1000
Rated Current (A)		
Rated impulse voltage		8KV
Wire range (AWG/mm²)	14~6	2.5~16
Connection Capacity		
Max. Solid (mm²)		25
Max. Stranded (mm²)		16
General Data		
Torque Wire (N.m)	3.4	
Torque Din Rail (N.m)	0.8	
Screw thread	M5	
Stripping length (mm)	14~18	
Insulation material	PA	
T / W (mm)	12 / 56	
H / H on TS-35 (mm)	62.4 / 63.4	
Package	20	

Part number	Package
TM50W	10
TM-R200	10
TS-35 TS-35/15	20 10
1.0 x 5.5 | DNT11-0111	



DK35H-PE		
Rated Data	**UL**	**IEC**
Rated Voltage (V)	600	1000
Rated Current (A)		
Rated impulse voltage		8KV
Wire range (AWG/mm²)	12~3	2.5~35
Connection Capacity		
Max. Solid (mm²)		50
Max. Stranded (mm²)		35
General Data		
Torque Wire (N.m)	3.5	
Torque Din Rail (N.m)	1.2	
Screw thread	M6	
Stripping length (mm)	16~18	
Insulation material	PA	
T / W (mm)	16 / 52	
H / H on TS-35 (mm)	59 / 61.2	
Package	50	

Part number	Package
TM50W	10
TM-R200	10
TS-35 TS-35/15	20 10
1.0 x 5.5 | DNT11-0111	



DK50-PE		
Rated Data	**UL**	**IEC**
Rated Voltage (V)	600	1000
Rated Current (A)		
Rated impulse voltage		8KV
Wire range (AWG/mm²)	6	16~50
Connection Capacity		
Max. Solid (mm²)		
Max. Stranded (mm²)		50
General Data		
Torque Wire (N.m)	7.9	
Torque Din Rail (N.m)	3.3	
Screw thread	M6	
Stripping length (mm)	20~25	
Insulation material	PA	
T / W (mm)	20 / 70.5	
H / H on TS-35 (mm)	75.6 / 76.6	
Package	10	

Part number	Package
TM50W	10
TM-R200	10
TS-35 TS-35/15	20 10
5mm	

(Copper DIN rail installation)



DK95-PE		
Rated Data	**UL**	**IEC**
Rated Voltage (V)	600	1000
Rated Current (A)		
Rated impulse voltage		8KV
Wire range (AWG/mm²)	2~4/0	35~95
Connection Capacity		
Max. Solid (mm²)		
Max. Stranded (mm²)		95
General Data		
Torque Wire (N.m)	17.9	
Torque Din Rail (N.m)	5.6	
Screw thread	M8	
Stripping length (mm)	20~25	
Insulation material	PA	
T / W (mm)	25 / 80	
H / H on TS-35 (mm)	86.1 / 89.9	
Package	10	

Part number	Package
TM50W	10
TM-R200	10
TS-35 TS-35/15	20 10
6mm	

(Copper DIN rail installation)

Bi-Level Terminal Blocks



Compact design for high density connections



Screw connection

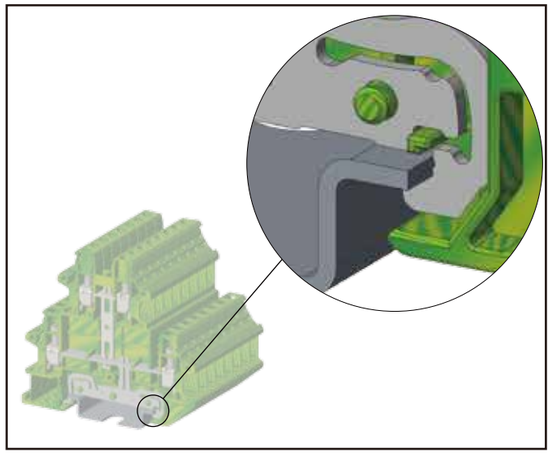

Supporting grounding function

DKK..N is a double layers screw type terminal block, with each layer connecting independently. This reduces the installation space requirement by 50%. Each layer can be further bridged in parallel and labeled for identification. Test plugs can be used for testing and measurement purpose.

DKK..N

Accessories

End cover	
Separating disk	
Plug-in bridge 2 3 4 5 10 20	
Plug-in bridge 2 3 4 5	
Insertion bridge 2 3 4 5 10	
Test plug	
Lever	
Marking label	
Continuous flat marking label	1 2 3 4 5
DIN rail	
Tool (mm)	



DKK2.5N		
Rated Data	**UL**	**IEC**
Rated Voltage (V)	600	400
Rated Current (A)	20	24
Rated impulse voltage		8KV
Wire range (AWG/mm²)	22~12	0.34~2.5
Connection Capacity		
Max. Solid (mm²)		4
Max. Stranded (mm²)		2.5
General Data		
Torque (N.m)	0.4	
Screw thread	M2.5	
Stripping length (mm)	9~11	
Insulation material	PA	
T / W (mm)	5.1 / 71.5	
H / H on TS-35 (mm)	62.2 / 63	
Package	100	

Color	Part number	Package
■	DKK2.5N-RD	100
■	DKK2.5N-BL	100
	Part number	**Package**
	DKK2.5NC	50
	DKNSPS-001	50
	DSS2.5N-02P DSS2.5N-03P DSS2.5N-04P DSS2.5N-05P DSS2.5N-10P DSS2.5N-20P	50 50 50 10 10 10
	DSS2.5N-6688-02P DSS2.5N-6688-03P DSS2.5N-6688-04P DSS2.5N-6688-05P	50 10 10 10
	CSC-2.502PN CSC-2.503PN CSC-2.504PN CSC-2.505PN CSC-2.510PN	50 50 50 10 10
	0175-T002	100
	0175L1	
	TM47W	10
	TM-R200	10
	TS-35 TS-35/15	20 10
	#0 / 3.0 | DNT11-0201	

Bi-Level Terminal Blocks



DKK4N		
Rated Data	**UL**	**IEC**
Rated Voltage (V)	600	800
Rated Current (A)	30	32
Rated impulse voltage		8KV
Wire range (AWG/mm²)	22~10	0.34~4
Connection Capacity		
Max. Solid (mm²)		6
Max. Stranded (mm²)		4
General Data		
Torque (N.m)	0.6	
Screw thread	M3	
Stripping length (mm)	9~11	
Insulation material	PA	
T / W (mm)	6.1 / 71.5	
H / H on TS-35 (mm)	62.2 / 63	
Package	100	

Color	Part number	Package
■	DKK4N-RD	100
■	DKK4N-BL	100
	Part number	**Package**
	DKK2.5NC	50
	DKNSPS-001	50
	DSS4N-02P DSS4N-03P DSS4N-04P DSS4N-05P DSS4N-10P DSS4N-20P	50 50 50 10 10 10
	CSC-402PN CSC-403PN CSC-404PN CSC-405PN CSC-410PN	50 50 50 10 10
	TM48W	10
	TM-R200	10
	TS-35 TS-35/15	20 10
	#0 / 3.0 | DNT11-0201	



DKK2.5N-PV		
Rated Data	**UL**	**IEC**
Rated Voltage (V)	600	400
Rated Current (A)	20	24
Rated impulse voltage		8KV
Wire range (AWG/mm²)	22~12	0.34~2.5
Connection Capacity		
Max. Solid (mm²)		4
Max. Stranded (mm²)		2.5
General Data		
Torque (N.m)	0.4	
Screw thread	M2.5	
Stripping length (mm)	9~11	
Insulation material	PA	
T / W (mm)	5.1 / 71.5	
H / H on TS-35 (mm)	62.2 / 63	
Package	100	

Color	Part number	Package
■	DKK2.5N-PV-RD	100
■	DKK2.5N-PV-BL	100
	Part number	**Package**
	DKK2.5NC	50
	DKNSPS-001	50
	DSS2.5N-02P DSS2.5N-03P DSS2.5N-04P DSS2.5N-05P DSS2.5N-10P DSS2.5N-20P	50 50 50 10 10 10
	DSS2.5N-6688-02P DSS2.5N-6688-03P DSS2.5N-6688-04P DSS2.5N-6688-05P	50 10 10 10
	CSC-2.502PN CSC-2.503PN CSC-2.504PN CSC-2.505PN CSC-2.510PN	50 50 50 10 10
	0175-T002	
	0175L1	
	TM47W	10
	TM-R200	10
	TS-35 TS-35/15	20 10
	#0 / 3.0 | DNT11-0201	



DKK4N-PV		
Rated Data	**UL**	**IEC**
Rated Voltage (V)	600	800
Rated Current (A)	30	32
Rated impulse voltage		8KV
Wire range (AWG/mm²)	22~10	0.34~4
Connection Capacity		
Max. Solid (mm²)		6
Max. Stranded (mm²)		4
General Data		
Torque (N.m)	0.6	
Screw thread	M3	
Stripping length (mm)	9~11	
Insulation material	PA	
T / W (mm)	6.1 / 71.5	
H / H on TS-35 (mm)	62.2 / 63	
Package	100	

Color	Part number	Package
■	DKK4N-PV-RD	100
■	DKK4N-PV-BL	100
	Part number	**Package**
	DKK2.5NC	50
	DKNSPS-001	50
	DSS4N-02P DSS4N-03P DSS4N-04P DSS4N-05P DSS4N-10P DSS4N-20P	50 50 50 10 10 10
	CSC-402PN CSC-403PN CSC-404PN CSC-405PN CSC-410PN	50 50 50 10 10
	TM48W	10
	TM-R200	10
	TS-35 TS-35/15	20 10
	#0 / 3.0 | DNT11-0201	

Rated Data	**UL**	**IEC**
Rated Voltage (V)		
Rated Current (A)		
Rated impulse voltage		
Wire range (AWG/mm²)		
Connection Capacity		
Max. Solid (mm²)		
Max. Stranded (mm²)		
General Data		
Torque (N.m)		
Screw thread		
Stripping length (mm)		
Insulation material		
T / W (mm)		
H / H on TS-35 (mm)		
Package		

Color	Part number	Package
	Part number	**Package**

Screw Connection

Bi-Level Grounding Terminal Blocks



DKK..N-..PE is a double layers grounding terminal block, with each layer connecting independently. This reduces the installation space requirement by 50%. Each layer can be further bridged in parallel and labeled for identification.Test plugs can be used for testing and measurement purpose.

DKK..N-..PE



DKK2.5N-L2PE

Rated Data		UL	IEC
Rated Voltage	(V)	600	800
Rated Current	(A)		
Rated impulse voltage			8KV
Wire range	(AWG/mm²)	22~12	0.34~4
Connection Capacity			
Max. Solid	(mm²)	12	2.5
Max. Stranded	(mm²)	12	2.5
General Data			
Torque	(N.m)	0.4	
Screw thread		M2.5	
Stripping length	(mm)	9~11	
Insulation material		PA	
T / W	(mm)	5.1 / 71.5	
H / H on TS-35	(mm)	62 / 70.5	
Package		100	

Part number	Package
DKK2.5NC	50
DKNSPS-001	50
DSS2.5N-02P	50
DSS2.5N-03P	50
DSS2.5N-04P	50
DSS2.5N-05P	10
DSS2.5N-10P	10
DSS2.5N-20P	10
DSS2.5N-6688-02P	50
DSS2.5N-6688-03P	10
DSS2.5N-6688-04P	10
DSS2.5N-6688-05P	10
CSC-2.502PN	50
CSC-2.503PN	50
CSC-2.504PN	50
CSC-2.505PN	10
CSC-2.510PN	10
0175-T002	
0175L1	
TM47W	10
TM-R200	10
TS-35	20
TS-35/15	10
#0 / 3.0 | DNT11-0201	

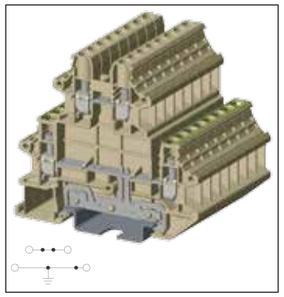

DKK4N-L2PE

Rated Data		UL	IEC
Rated Voltage	(V)	600	800
Rated Current	(A)		
Rated impulse voltage			8KV
Wire range	(AWG/mm²)	22~10	0.34~6
Connection Capacity			
Max. Solid	(mm²)	10	6
Max. Stranded	(mm²)	10	6
General Data			
Torque	(N.m)	0.6	
Screw thread		M3	
Stripping length	(mm)	9~11	
Insulation material		PA	
T / W	(mm)	6.1 / 71.5	
H / H on TS-35	(mm)	62 / 70.5	
Package		100	

Part number	Package
DKK2.5NC	50
DKNSPS-001	50
DSS4N-02P	50
DSS4N-03P	50
DSS4N-04P	50
DSS4N-05P	10
DSS4N-10P	10
DSS4N-20P	10
CSC-402PN	50
CSC-403PN	50
CSC-404PN	50
CSC-405PN	10
CSC-410PN	10
TM48W	10
TM-R200	10
TS-35	20
TS-35/15	10
#0 / 3.0 | DNT11-0201	

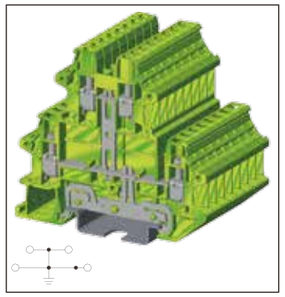

DKK2.5N-PE

Rated Data		UL	IEC
Rated Voltage	(V)	600	800
Rated Current	(A)		
Rated impulse voltage			8KV
Wire range	(AWG/mm²)	22~12	0.34~4
Connection Capacity			
Max. Solid	(mm²)	12	2.5
Max. Stranded	(mm²)	12	2.5
General Data			
Torque	(N.m)	0.4	
Screw thread		M2.5	
Stripping length	(mm)	9~11	
Insulation material		PA	
T / W	(mm)	5.1 / 71.5	
H / H on TS-35	(mm)	62 / 70.5	
Package		100	

Part number	Package
DKK2.5NC	50
DKNSPS-001	50
DSS2.5N-02P	50
DSS2.5N-03P	50
DSS2.5N-04P	50
DSS2.5N-05P	10
DSS2.5N-10P	10
DSS2.5N-20P	10
DSS2.5N-6688-02P	50
DSS2.5N-6688-03P	10
DSS2.5N-6688-04P	10
DSS2.5N-6688-05P	10
CSC-2.502PN	50
CSC-2.503PN	50
CSC-2.504PN	50
CSC-2.505PN	10
CSC-2.510PN	10
TM47W	10
TM-R200	10
TS-35	20
TS-35/15	10
#0 / 3.0 | DNT11-0201	

Accessories

End cover

Separating disk

Plug-in bridge
2
3
4
5
10
20

Plug-in bridge
2
3
4
5

Insertion bridge
2
3
4
5
10

Test plug

Lever

Marking label

Continuous flat marking label

DIN rail

Tool (mm)

Bi-Level Grounding Terminal Blocks

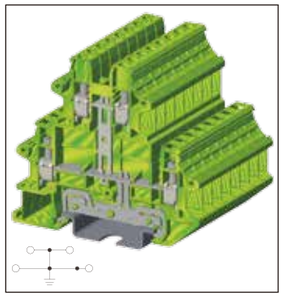

DKK4N-PE

Rated Data		UL	IEC
Rated Voltage	(V)	600	800
Rated Current	(A)		
Rated impulse voltage			8KV
Wire range	(AWG/mm²)	22~10	0.34~6
Connection Capacity			
Max. Solid	(mm²)	10	6
Max. Stranded	(mm²)	10	6
General Data			
Torque	(N.m)	0.6	
Screw thread		M3	
Stripping length	(mm)	9~11	
Insulation material		PA	
T / W	(mm)	6.1 / 71.5	
H / H on TS-35	(mm)	62 / 70.5	
Package		100	

Part number	Package
DKK2.5NC	50
DKNSPS-001	50
DSS4N-02P	50
DSS4N-03P	50
DSS4N-04P	50
DSS4N-05P	10
DSS4N-10P	10
DSS4N-20P	10
CSC-402PN	50
CSC-403PN	50
CSC-404PN	50
CSC-405PN	10
CSC-410PN	10
TM48W	10
TM-R200	10
TS-35	20
TS-35/15	10
#0 / 3.0 | DNT11-0201	

Rated Data		UL	IEC
Rated Voltage	(V)		
Rated Current	(A)		
Rated impulse voltage			
Wire range	(AWG/mm²)		
Connection Capacity			
Max. Solid	(mm²)		
Max. Stranded	(mm²)		
General Data			
Torque	(N.m)		
Screw thread			
Stripping length	(mm)		
Insulation material			
T / W	(mm)		
H / H on TS-35	(mm)		
Package			

Part number	Package

Rated Data		UL	IEC
Rated Voltage	(V)		
Rated Current	(A)		
Rated impulse voltage			
Wire range	(AWG/mm²)		
Connection Capacity			
Max. Solid	(mm²)		
Max. Stranded	(mm²)		
General Data			
Torque	(N.m)		
Screw thread			
Stripping length	(mm)		
Insulation material			
T / W	(mm)		
H / H on TS-35	(mm)		
Package			

Part number	Package

Rated Data		UL	IEC
Rated Voltage	(V)		
Rated Current	(A)		
Rated impulse voltage			
Wire range	(AWG/mm²)		
Connection Capacity			
Max. Solid	(mm²)		
Max. Stranded	(mm²)		
General Data			
Torque	(N.m)		
Screw thread			
Stripping length	(mm)		
Insulation material			
T / W	(mm)		
H / H on TS-35	(mm)		
Package			

Part number	Package

Screw Connection

Bi-Level Diode Terminal Blocks

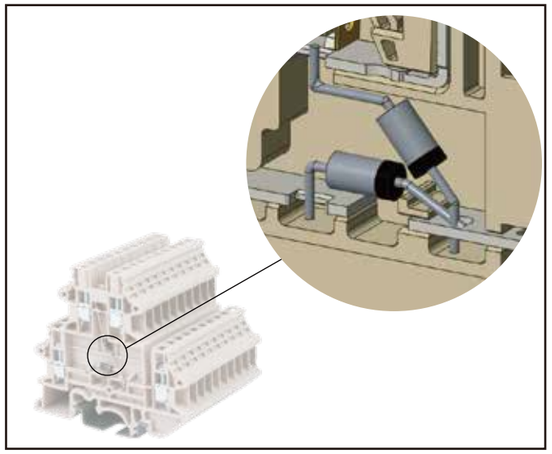

Support electronic component function



Screw connection offers stable connectivity

DKK2.5N-D series is a double-layer diode terminal block for fast and reliable protection against reverse current. While standard products are typically used for AC applications, DC applications require a more specific approach, such as photovoltaic applications.

DKK..N

Accessories

End cover

Separating disk

Plug-in bridge
2
3
4
5
10
20

Plug-in bridge
2
3
4
5

Insertion bridge
2
3
4
5
10

Test plug

Lever

Marking label

Continuous flat marking label

DIN rail

Tool (mm)



DKK2.5N-D01		
Rated Data	**UL**	**IEC**
Rated Voltage (V)	250	250
Rated Current (A)	0.5	0.5
Rated impulse voltage		8KV
Wire range (AWG/mm²)	22~12	0.34~2.5
Connection Capacity		
Max. Solid (mm²)		4
Max. Stranded (mm²)		2.5
General Data		
Torque (N.m)	0.4	
Screw thread	M2.5	
Stripping length (mm)	9~11	
Insulation material	PA	
T / W (mm)	5.1 / 71.5	
H / H on TS-35 (mm)	62.2 / 63	
Package	100	
Part number		**Package**
DKK2.5NC		50
DKNSPS-001		50
DSS2.5N-02P		50
DSS2.5N-03P		50
DSS2.5N-04P		50
DSS2.5N-05P		10
DSS2.5N-10P		10
DSS2.5N-20P		10
DSS2.5N-6688-02P		50
DSS2.5N-6688-03P		10
DSS2.5N-6688-04P		10
DSS2.5N-6688-05P		10
CSC-2.502PN		50
CSC-2.503PN		50
CSC-2.504PN		50
CSC-2.505PN		10
CSC-2.510PN		10
0175-T002		
0175L1		
TM47W		10
TM-R200		10
TS-35		20
TS-35/15		10
#0 / 3.0 | DNT11-0201		

Bi-Level Diode Terminal Blocks



DKK2.5N-D02		
Rated Data	**UL**	**IEC**
Rated Voltage (V)	250	250
Rated Current (A)	0.5	0.5
Rated impulse voltage		8KV
Wire range (AWG/mm²)	22~12	0.34~2.5
Connection Capacity		
Max. Solid (mm²)		4
Max. Stranded (mm²)		2.5
General Data		
Torque (N.m)	0.4	
Screw thread	M2.5	
Stripping length (mm)	9~11	
Insulation material	PA	
T / W (mm)	5.1 / 71.5	
H / H on TS-35 (mm)	62.2 / 63	
Package	100	
Part number		**Package**
DKK2.5NC		50
DKNSPS-001		50
DSS2.5N-02P		50
DSS2.5N-03P		50
DSS2.5N-04P		50
DSS2.5N-05P		10
DSS2.5N-10P		10
DSS2.5N-20P		10
DSS2.5N-6688-02P		50
DSS2.5N-6688-03P		10
DSS2.5N-6688-04P		10
DSS2.5N-6688-05P		10
CSC-2.502PN		50
CSC-2.503PN		50
CSC-2.504PN		50
CSC-2.505PN		10
CSC-2.510PN		10
0175-T002		
0175L1		
TM47W		10
TM-R200		10
TS-35		20
TS-35/15		10
#0 / 3.0 | DNT11-0201		



DKK2.5N-D03		
Rated Data	**UL**	**IEC**
Rated Voltage (V)	250	250
Rated Current (A)	0.5	0.5
Rated impulse voltage		8KV
Wire range (AWG/mm²)	22~12	0.34~2.5
Connection Capacity		
Max. Solid (mm²)		4
Max. Stranded (mm²)		2.5
General Data		
Torque (N.m)	0.4	
Screw thread	M2.5	
Stripping length (mm)	9~11	
Insulation material	PA	
T / W (mm)	5.1 / 71.5	
H / H on TS-35 (mm)	62.2 / 63	
Package	100	
Part number		**Package**
DKK2.5NC		50
DKNSPS-001		50
DSS2.5N-02P		50
DSS2.5N-03P		50
DSS2.5N-04P		50
DSS2.5N-05P		10
DSS2.5N-10P		10
DSS2.5N-20P		10
DSS2.5N-6688-02P		50
DSS2.5N-6688-03P		10
DSS2.5N-6688-04P		10
DSS2.5N-6688-05P		10
CSC-2.502PN		50
CSC-2.503PN		50
CSC-2.504PN		50
CSC-2.505PN		10
CSC-2.510PN		10
0175-T002		
0175L1		
TM47W		10
TM-R200		10
TS-35		20
TS-35/15		10
#0 / 3.0 | DNT11-0201		



DKK2.5N-D04		
Rated Data	**UL**	**IEC**
Rated Voltage (V)	250	250
Rated Current (A)	0.5	0.5
Rated impulse voltage		8KV
Wire range (AWG/mm²)	22~12	0.34~2.5
Connection Capacity		
Max. Solid (mm²)		4
Max. Stranded (mm²)		2.5
General Data		
Torque (N.m)	0.4	
Screw thread	M2.5	
Stripping length (mm)	9~11	
Insulation material	PA	
T / W (mm)	5.1 / 71.5	
H / H on TS-35 (mm)	62.2 / 63	
Package	100	
Part number		**Package**
DKK2.5NC		50
DKNSPS-001		50
DSS2.5N-02P		50
DSS2.5N-03P		50
DSS2.5N-04P		50
DSS2.5N-05P		10
DSS2.5N-10P		10
DSS2.5N-20P		10
DSS2.5N-6688-02P		50
DSS2.5N-6688-03P		10
DSS2.5N-6688-04P		10
DSS2.5N-6688-05P		10
CSC-2.502PN		50
CSC-2.503PN		50
CSC-2.504PN		50
CSC-2.505PN		10
CSC-2.510PN		10
0175-T002		
0175L1		
TM47W		10
TM-R200		10
TS-35		20
TS-35/15		10
#0 / 3.0 | DNT11-0201		

Rated Data	**UL**	**IEC**
Rated Voltage (V)		
Rated Current (A)		
Rated impulse voltage		
Wire range (AWG/mm²)		
Connection Capacity		
Max. Solid (mm²)		
Max. Stranded (mm²)		
General Data		
Torque (N.m)		
Screw thread		
Stripping length (mm)		
Insulation material		
T / W (mm)		
H / H on TS-35 (mm)		
Package		
Part number		**Package**

DK Sensor/Actuator Terminal Blocks Introduction



DK1.5SG series supports the connection with 3-wire sensors. The user performs the wiring of the NPN and/or PNP according to the required conditions.

Cross connection bridges are available, with which DK1.5SG can connect the positive and negative electrodes to the same potential. DK1.5SGF-PE can further support grounding function.

The screw connection method makes stable electrical connection in the application of signal and power transmission. In addition, it can also equip with continuous flat marking labels and bridges in different colors, and using the excellent marking system to make the wiring identification more convenient.



Advantages of screw connection:
1. Vibration resistance
2. Anti-loosening
3. Stable transmission

It can connect with various sensors to perform control process. DK1.5SGF mating with bridges can distribute the potential to various sensors. In addition, DK1.5SGF-PE also provides a grounding point for completion of sensor's grounded wiring.



Equipped with a continuous flat marking label, the terminal block can be identified clearly and make the installation convenient. Besides, the continuous flat marking label in different colors to identify the potentials easily when wiring.

DK1.5SG.. is a sensor/actuator terminal block in 3 layers. The top layer supports signal lines, and the second and/or third layers support positive and negative potentials.

In addition, the third layer also supports insertion bridges to establish equipotential.

DK1.5SG..







DK1.5SG		
Rated Data	**UL**	**IEC**
Rated Voltage (V)	300	250
Rated Current (A)	15	17.5
Rated impulse voltage		4KV
Wire range (AWG/mm²)	24~14	0.2~1.5
Connection Capacity		
Max. Solid (mm²)		2.5
Max. Stranded (mm²)		2.5
General Data		
Torque (N.m)	0.4~0.45	
Screw thread	M2.5	
Stripping length (mm)	8~9	
Insulation material	PA	
T / W (mm)	5.1 / 60.4	
H / H on TS-35 (mm)	50.7 / 52.0	
Package	50	
	Part number	**Package**
	DK1.5SGC	50
	DSD02-1.580	20
	TM47W	10
	TM-R200	10
	TS-35 TS-35/15	20 10
	04 x 2.5|DNT11-0102	

DK1.5SGF		
Rated Data	**UL**	**IEC**
Rated Voltage (V)	300	250
Rated Current (A)	15	17.5
Rated impulse voltage		4KV
Wire range (AWG/mm²)	24~14	0.2~1.5
Connection Capacity		
Max. Solid (mm²)		2.5
Max. Stranded (mm²)		2.5
General Data		
Torque (N.m)	0.4~0.45	
Screw thread	M2.5	
Stripping length (mm)	8~9	
Insulation material	PA	
T / W (mm)	6.1 / 60.4	
H / H on TS-35 (mm)	50.7 / 52.0	
Package	50	
	Part number	**Package**
	DSD02-1.580	20
	TM47W	10
	TM-R200	10
	TS-35 TS-35/15	20 10
	04 x 2.5|DNT11-0102	

DK1.5SGF-PE		
Rated Data	**UL**	**IEC**
Rated Voltage (V)	300	250
	15	17.5
Rated impulse voltage		4KV
	24~14	0.2~1.5
Connection Capacity		
Max. Solid (mm		2.5
Max. Stranded (mm		2.5
General Data		
Torque (N.m)	0.4~0.45	
Screw thread	M2.5	
Stripping length (mm)	8~9	
Insulation material	PA	
T / W (mm)	6.1 / 60.4	
H / H on TS-35 (mm)	50.7 / 52.0	
Package	50	
	Part number	**Package**
	DSD02-1.580	20
	TM47W	10
	TM-R200	10
	TS-35 TS-35/15	20 10
	04 x 2.5|DNT11-0102	

Accessories

End cover	
Plug-in bridge	
Marking label	
Continuous flat marking label	1 2 3 4 5
DIN rail	
Tool (mm)	



Can be cut to reguired length.

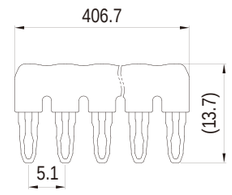

No of pole : 80

Part number	Color
DSD02-1.580	Black
DSD02-1.580-GN	Green
DSD02-1.580-RD	Red
DSD02-1.580-BL	Blue

Plug-in Connection Terminal Blocks

Modular terminal blocks with sockets on one side are demanded frequently in control system. DKES1.5 series are equipped with two sockets, one vertical entry on top and one horizontal entry on the side, various plugs for options. Accessories include protection covers, insertion bridges and marking labels. The multi-position cover can be devided in any pole numbers and snapped into the housing as shock protection for the contact pins when removing the plugs.

DKES1.5..





DKES1.5

Rated Data		UL	IEC
Rated Voltage	(V)	300	250
Rated Current	(A)	20	24
Rated impulse voltage			4KV
Wire range	(AWG/mm²)	22~12	0.5~1.5
Connection Capacity			
Max. Solid	(mm²)		1.5
Max. Stranded	(mm²)		1.5
General Data			
Torque	(N.m)	0.5	
Screw thread		M3	
Stripping length	(mm)	9~10	
Insulation material		PA	
T / W	(mm)	5.08 / 50.6	
H / H on TS-35	(mm)	42.4 / 43.5	

Color	Part number	Package
	DKES1.5	100

Part number	Package
DKES1.5CA / DKES1.5MCA	50
DKES1.5CB / DKES1.5MCB	50
DKESP1.5-XXP	50
DS2.5-02P DS2.5-03P DS2.5-04P DS2.5-08P DS2.5-10P	50 50 50 10 10
TM47W	10
TM-R200	10
TS-35 TS-35/15	20 10
0.6 x 3.5 | DNT11-0107	

DKES1.5-XXP

Rated Data		UL	IEC
Rated Voltage	(V)	300	250
Rated Current	(A)	20	24
Rated impulse voltage			4KV
Wire range	(AWG/mm²)	22~12	0.5~1.5
Connection Capacity			
Max. Solid	(mm²)		1.5
Max. Stranded	(mm²)		1.5
General Data			
Torque	(N.m)	0.5	
Screw thread		M3	
Stripping length	(mm)	9~10	
Insulation material		PA	
T / W	(mm)	5.08 / 50.6	
H / H on TS-35	(mm)	42.4 / 43.5	

Color	Part number	Package
	DKES1.5-01P	100
	DKES1.5-02P~06P	50
	DKES1.5-07P~10P	20

Part number	Package
DS2.5-02P DS2.5-03P DS2.5-04P DS2.5-08P DS2.5-10P	50 50 50 10 10
TM47W	10
TM-R200	10
TS-35 TS-35/15	20 10
0.6 x 3.5 | DNT11-0107	

DKES1.5M-XXP

Rated Data		UL	IEC
Rated Voltage	(V)	300	250
Rated Current	(A)	20	24
Rated impulse voltage			4KV
Wire range	(AWG/mm²)	22~12	0.5~1.5
Connection Capacity			
Max. Solid	(mm²)		1.5
Max. Stranded	(mm²)		1.5
General Data			
Torque	(N.m)	0.5	
Screw thread		M3	
Stripping length	(mm)	9~10	
Insulation material		PA	
T / W	(mm)	5.08 / 50.6	
H / H on TS-35	(mm)	42.4 / 43.5	

Color	Part number	Package
	DKES1.5M-01P	100
	DKES1.5M-02P~06P	50
	DKES1.5M-07P~10P	20

Part number	Package
DS2.5-02P DS2.5-03P DS2.5-04P DS2.5-08P DS2.5-10P	50 50 50 10 10
TM47W	10
TM-R200	10
TS-35 TS-35/15	20 10
0.6 x 2.5 | DNT11-0107	

Accessories

End cover (left)

End cover (right)

Cover

Screw-on bridge
2
3
4
5
10

Marking label

Continuous flat marking label

DIN rail

Tool (mm)

Mating Plugs



Pole#	P/N	Pole#	P/N
2	2ESV-02P	2	2ESDV-02P
3	2ESV-03P	3	2ESDV-03P
4	2ESV-04P	4	2ESDV-04P
8	2ESV-08P	8	2ESDV-08P
10	2ESV-10P	8	2ESDV-08P



Pole#	P/N	Pole#	P/N
2	2ESV-02P	2	2ESDV-02P
3	2ESV-03P	3	2ESDV-03P
4	2ESV-04P	4	2ESDV-04P
8	2ESV-08P	8	2ESDV-08P
10	2ESV-10P	10	2ESDV-10P



Pole#	P/N	Pole#	P/N
2	2ESV-02P	2	2ESDV-02P
3	2ESV-03P	3	2ESDV-03P
4	2ESV-04P	4	2ESDV-04P
8	2ESV-08P	8	2ESDV-08P
10	2ESV-10P	10	2ESDV-10P

DK Knife and Disconnect Terminal Blocks Introduction



The fuse type terminal block supports glass cartridge fuse and 2-way LED indicator in application. Besides, the double-layer terminal block structure greatly increases the efficiency of space applications.

The knife type terminal block can be quickly disconnected and connected by AKP-TP and AKP-TG. With AKP-CP, it can support resistors, diodes and other electronic components application.

The screw connection method makes stable electrical connection in the application of signal and power transmission. In addition, it can also equip with continuous flat marking labels and bridges in different colors, and using the excellent marking system to make the wiring identification more convenient.



The blade comes with insulator to prevent electrical shot.The fuse-type terminal block supports cartridge fuse, as well as 5V~300V LED indicators. Double-layer design, the upper level supports cartridge fuse, and the lower layer provides grounding function.



The AKP-TP and AKP-TG can be applied for quick disconnection. The AKP-CP is the carrier of electronic components supporting resistors, diodes and other electronic components to support various requirement for circuit testing.



Equipped with a continuous flat marking label, the terminal block can be identified clearly and make the installation convenient. Besides, the continuous flat marking label in different colors to identify the potentials easily when wiring.







DK2.5N-T series is a design with a universal socket on the top, which facilitates the insertion of different kinds of isolation plug, feed-through connectors and component connectors to carry out the disconnect function.

A complete range of accessories is available for easy identification, grouping and plug-in bridge applications.

DK2.5N-T

DK2.5N-TP		
Rated Data	**UL**	**IEC**
Rated Voltage (V)	300	400
Rated Current (A)	20	24
Rated impulse voltage		6KV
Wire range (AWG/mm²)	22~12	0.34~2.5
Connection Capacity		
Max. Solid (mm²)		4
Max. Stranded (mm²)		2.5
General Data		
Torque (N.m)	0.4	
Screw thread	M2.5	
Stripping length (mm)	9~11	
Insulation material	PA	
T / W (mm)	5.1 / 40.7	
H / H on TS-35 (mm)	55 / 55.9	
Package	100	

Color	Part number	Package
■	DK2.5N-TP-RD	100
■	DK2.5N-TP-BL	100

DK2.5N-TG		
Rated Data	**UL**	**IEC**
Rated Voltage (V)	300	400
Rated Current (A)	20	24
Rated impulse voltage		6KV
Wire range (AWG/mm²)	22~12	0.34~2.5
Connection Capacity		
Max. Solid (mm²)		4
Max. Stranded (mm²)		2.5
General Data		
Torque (N.m)	0.4	
Screw thread	M2.5	
Stripping length (mm)	9~11	
Insulation material	PA	
T / W (mm)	5.1 / 40.7	
H / H on TS-35 (mm)	42.6 / 43.5	
Package	100	

Color	Part number	Package
■	DK2.5N-TG-RD	100
■	DK2.5N-TG-BL	100

DK2.5N-CP		
Rated Data	**UL**	**IEC**
Rated Voltage (V)	300	400
Rated Current (A)	6	6
Rated impulse voltage		6KV
Wire range (AWG/mm²)	22~12	0.34~2.5
Connection Capacity		
Max. Solid (mm²)		4
Max. Stranded (mm²)		2.5
General Data		
Torque (N.m)	0.4	
Screw thread	M2.5	
Stripping length (mm)	9~11	
Insulation material	PA	
T / W (mm)	5.1 / 40.7	
H / H on TS-35 (mm)	62.1 / 63	
Package	100	

Color	Part number	Package
■	DK2.5N-CP-RD	100
■	DK2.5N-CP-BL	100

Accessories

	Part number	Package
End cover	DK4NC	50
Insertion bridge 2 / 3 / 4 / 5 / 10	CSC-2.502PN CSC-2.503PN CSC-2.504PN CSC-2.505PN CSC-2.510PN	50 50 50 10 10
Marking label	TM47W	10
Continuous flat marking label	TM-R200	10
DIN rail	TS-35 TS-35/15	20 10
Tool (mm)	#0 / 3.0 | DNT11-0201	

	Part number	Package
End cover	DK4NC	50
Insertion bridge 2 / 3 / 4 / 5 / 10	CSC-2.502PN CSC-2.503PN CSC-2.504PN CSC-2.505PN CSC-2.510PN	50 50 50 10 10
Marking label	TM47W	10
Continuous flat marking label	TM-R200	10
DIN rail	TS-35 TS-35/15	20 10
Tool (mm)	#0 / 3.0 | DNT11-0201	

	Part number	Package
End cover	DK4NC	50
Insertion bridge 2 / 3 / 4 / 5 / 10	CSC-2.502PN CSC-2.503PN CSC-2.504PN CSC-2.505PN CSC-2.510PN	50 50 50 10 10
Marking label	TM47W	10
Continuous flat marking label	TM-R200	10
DIN rail	TS-35 TS-35/15	20 10
Tool (mm)	#0 / 3.0 | DNT11-0201	









DK4N-T series is a design with a universal socket on the top, which facilitates the insertion of different kinds of isolation plug, feed-through connectors and component connectors to carry out the disconnect function.

A complete range of accessories is available for easy identification, grouping and plug-in bridge applications.

DK4N-T

DK4N-TP		
Rated Data	**UL**	**IEC**
Rated Voltage (V)	300	400
Rated Current (A)	30	32
Rated impulse voltage		6KV
Wire range (AWG/mm²)	22~10	0.34~4
Connection Capacity		
Max. Solid (mm²)		6
Max. Stranded (mm²)		4
General Data		
Torque (N.m)	0.6	
Screw thread	M3	
Stripping length (mm)	9~11	
Insulation material	PA	
T / W (mm)	6.1 / 40.7	
H / H on TS-35 (mm)	55 / 55.9	
Package	100	

Color	Part number	Package
■	DK4N-TP-RD	100
■	DK4N-TP-BL	100

DK4N-TG		
Rated Data	**UL**	**IEC**
Rated Voltage (V)	300	400
Rated Current (A)	30	32
Rated impulse voltage		6KV
Wire range (AWG/mm²)	22~10	0.34~4
Connection Capacity		
Max. Solid (mm²)		6
Max. Stranded (mm²)		4
General Data		
Torque (N.m)	0.6	
Screw thread	M3	
Stripping length (mm)	9~11	
Insulation material	PA	
T / W (mm)	6.1 / 40.7	
H / H on TS-35 (mm)	42.6 / 43.5	
Package	100	

Color	Part number	Package
■	DK4N-TG-RD	100
■	DK4N-TG-BL	100

DK4N-CP		
Rated Data	**UL**	**IEC**
Rated Voltage (V)	300	400
Rated Current (A)	6	6
Rated impulse voltage		6KV
Wire range (AWG/mm²)	22~10	0.34~4
Connection Capacity		
Max. Solid (mm²)		6
Max. Stranded (mm²)		4
General Data		
Torque (N.m)	0.6	
Screw thread	M3	
Stripping length (mm)	9~11	
Insulation material	PA	
T / W (mm)	6.1 / 40.7	
H / H on TS-35 (mm)	62.1 / 63	
Package	100	

Color	Part number	Package
■	DK4N-CP-RD	100
■	DK4N-CP-BL	100

Accessories

	Part number	Package
End cover	DK4NC	50
Insertion bridge 2 / 3 / 4 / 5 / 10	CSC-402PN CSC-403PN CSC-404PN CSC-405PN CSC-410PN	50 50 50 10 10
Marking label	TM48W	10
Continuous flat marking label	TM-R200	10
DIN rail	TS-35 TS-35/15	20 10
Tool (mm)	#0 / 3.0 | DNT11-0201	

	Part number	Package
End cover	DK4NC	50
Insertion bridge 2 / 3 / 4 / 5 / 10	CSC-402PN CSC-403PN CSC-404PN CSC-405PN CSC-410PN	50 50 50 10 10
Marking label	TM48W	10
Continuous flat marking label	TM-R200	10
DIN rail	TS-35 TS-35/15	20 10
Tool (mm)	#0 / 3.0 | DNT11-0201	

	Part number	Package
End cover	DK4NC	50
Insertion bridge 2 / 3 / 4 / 5 / 10	CSC-402PN CSC-403PN CSC-404PN CSC-405PN CSC-410PN	50 50 50 10 10
Marking label	TM48W	10
Continuous flat marking label	TM-R200	10
DIN rail	TS-35 TS-35/15	20 10
Tool (mm)	#0 / 3.0 | DNT11-0201	

Bi-Level Knife and Disconnect Terminal Blocks

DKK2.5N-TN-T series is a double-layer basic terminal block with independent potential each layer. The universal socket on the top, which facilitates the insertion of different kinds of isolation plug, feed-through connectors and component connectors to carry out the disconnect function.

A complete range of accessories is available for easy identification, grouping and plug-in bridge applications.

DKK2.5N-T



DKK2.5N-TP		
Rated Data	**UL**	**IEC**
Rated Voltage (V)	300	400
Rated Current (A)	20	23
Rated impulse voltage		6KV
Wire range (AWG/mm²)	22~12	0.34~2.5
Connection Capacity		
Max. Solid (mm²)		4
Max. Stranded (mm²)		2.5
General Data		
Torque (N.m)	0.4	
Screw thread	M2.5	
Stripping length (mm)	9~11	
Insulation material	PA	
T / W (mm)	5.1 / 71.5	
H / H on TS-35 (mm)	76.3 / 77.1	
Package	50	

Color	Part number	Package
■	DKK2.5N-TP-RD	50
■	DKK2.5N-TP-BL	50

Part number	Package
DKK2.5NC	50
DSS2.5N-02P	50
DSS2.5N-03P	50
DSS2.5N-04P	50
DSS2.5N-05P	10
DSS2.5N-10P	10
DSS2.5N-20P	10
CSC-2.502PN	50
CSC-2.503PN	50
CSC-2.504PN	50
CSC-2.505PN	10
CSC-2.510PN	10
TM47W	10
TM-R200	10
TS-35	20
TS-35/15	10
#0 / 3.0 | DNT11-0201	



DKK2.5N-TG		
Rated Data	**UL**	**IEC**
Rated Voltage (V)	300	400
Rated Current (A)	20	21
Rated impulse voltage		6KV
Wire range (AWG/mm²)	22~12	0.34~2.5
Connection Capacity		
Max. Solid (mm²)		4
Max. Stranded (mm²)		2.5
General Data		
Torque (N.m)	0.4	
Screw thread	M2.5	
Stripping length (mm)	9~11	
Insulation material	PA	
T / W (mm)	5.1 / 71.5	
H / H on TS-35 (mm)	63.9 / 64.7	
Package	50	

Color	Part number	Package
■	DKK2.5N-TG-RD	50
■	DKK2.5N-TG-BL	50

Part number	Package
DKK2.5NC	50
DSS2.5N-02P	50
DSS2.5N-03P	50
DSS2.5N-04P	50
DSS2.5N-05P	10
DSS2.5N-10P	10
DSS2.5N-20P	10
CSC-2.502PN	50
CSC-2.503PN	50
CSC-2.504PN	50
CSC-2.505PN	10
CSC-2.510PN	10
TM47W	10
TM-R200	10
TS-35	20
TS-35/15	10
#0 / 3.0 | DNT11-0201	



DKK2.5N-CP		
Rated Data	**UL**	**IEC**
Rated Voltage (V)	300	400
Rated Current (A)	6	6
Rated impulse voltage		6KV
Wire range (AWG/mm²)	22~12	0.34~2.5
Connection Capacity		
Max. Solid (mm²)		4
Max. Stranded (mm²)		2.5
General Data		
Torque (N.m)	0.4	
Screw thread	M2.5	
Stripping length (mm)	9~11	
Insulation material	PA	
T / W (mm)	5.1 / 71.5	
H / H on TS-35 (mm)	83.4 / 84.2	
Package	50	

Color	Part number	Package
■	DKK2.5N-CP-RD	50
■	DKK2.5N-CP-BL	50

Part number	Package
DKK2.5NC	50
DSS2.5N-02P	50
DSS2.5N-03P	50
DSS2.5N-04P	50
DSS2.5N-05P	10
DSS2.5N-10P	10
DSS2.5N-20P	10
CSC-2.502PN	50
CSC-2.503PN	50
CSC-2.504PN	50
CSC-2.505PN	10
CSC-2.510PN	10
TM47W	10
TM-R200	10
TS-35	20
TS-35/15	10
#0 / 3.0 | DNT11-0201	

Accessories

End cover

Plug-in bridge
2
3
4
5
10
20

Insertion bridge
2
3
4
5
10

Marking label

Continuous flat marking label

DIN rail

Tool (mm)

Bi-Level Knife and Disconnect Terminal Blocks

DKK4N-TN-T series is a double-layer basic terminal block with independent potential each layer. The universal socket on the top, which facilitates the insertion of different kinds of isolation plug, feed-through connectors and component connectors to carry out the disconnect function.

A complete range of accessories is available for easy identification, grouping and plug-in bridge applications.

DKK4N-T



DKK4N-TP		
Rated Data	**UL**	**IEC**
Rated Voltage (V)	300	400
Rated Current (A)	30	32
Rated impulse voltage		6KV
Wire range (AWG/mm²)	22~10	0.34~4
Connection Capacity		
Max. Solid (mm²)		6
Max. Stranded (mm²)		4
General Data		
Torque (N.m)	0.6	
Screw thread	M3	
Stripping length (mm)	9~11	
Insulation material	PA	
T / W (mm)	6.1 / 71.5	
H / H on TS-35 (mm)	76.3 / 77.1	
Package	50	

Color	Part number	Package
■	DKK4N-TP-RD	50
■	DKK4N-TP-BL	50

Part number	Package
DKK2.5NC	50
DSS4N-02P	50
DSS4N-03P	50
DSS4N-04P	50
DSS4N-05P	10
DSS4N-10P	10
DSS4N-20P	10
CSC-402PN	50
CSC-403PN	50
CSC-404PN	50
CSC-405PN	10
CSC-410PN	10
TM48W	10
TM-R200	10
TS-35	20
TS-35/15	10
#0 / 3.0 | DNT11-0201	



DKK4N-TG		
Rated Data	**UL**	**IEC**
Rated Voltage (V)	300	400
Rated Current (A)	30	32
Rated impulse voltage		6KV
Wire range (AWG/mm²)	22~10	0.34~4
Connection Capacity		
Max. Solid (mm²)		6
Max. Stranded (mm²)		4
General Data		
Torque (N.m)	0.6	
Screw thread	M3	
Stripping length (mm)	9~11	
Insulation material	PA	
T / W (mm)	6.1 / 71.5	
H / H on TS-35 (mm)	63.9 / 64.7	
Package	50	

Color	Part number	Package
■	DKK4N-TG-RD	50
■	DKK4N-TG-BL	50

Part number	Package
DKK2.5NC	50
DSS4N-02P	50
DSS4N-03P	50
DSS4N-04P	50
DSS4N-05P	10
DSS4N-10P	10
DSS4N-20P	10
CSC-402PN	50
CSC-403PN	50
CSC-404PN	50
CSC-405PN	10
CSC-410PN	10
TM48W	10
TM-R200	10
TS-35	20
TS-35/15	10
#0 / 3.0 | DNT11-0201	



DKK4N-CP		
Rated Data	**UL**	**IEC**
Rated Voltage (V)	300	400
Rated Current (A)	6	6
Rated impulse voltage		6KV
Wire range (AWG/mm²)	22~10	0.34~4
Connection Capacity		
Max. Solid (mm²)		6
Max. Stranded (mm²)		4
General Data		
Torque (N.m)	0.6	
Screw thread	M3	
Stripping length (mm)	9~11	
Insulation material	PA	
T / W (mm)	6.1 / 71.5	
H / H on TS-35 (mm)	83.4 / 84.2	
Package	50	

Color	Part number	Package
■	DKK4N-CP-RD	50
■	DKK4N-CP-BL	50

Part number	Package
DKK2.5NC	50
DSS4N-02P	50
DSS4N-03P	50
DSS4N-04P	50
DSS4N-05P	10
DSS4N-10P	10
DSS4N-20P	10
CSC-2.502PN	50
CSC-2.503PN	50
CSC-2.504PN	50
CSC-2.505PN	10
CSC-2.510PN	10
TM48W	10
TM-R200	10
TS-35	20
TS-35/15	10
#0 / 3.0 | DNT11-0201	

Accessories

End cover

Plug-in bridge
2
3
4
5
10
20

Insertion bridge
2
3
4
5
10

Marking label

Continuous flat marking label

DIN rail

Tool (mm)

Lever-Type Fuse Disconnect Terminal Blocks







Fuse and disconnect terminal blocks can utilize the standard 5 x 20mm fuse through the lever type fuse holder. The fuse holder can be lifted for quick fuse replacement in the compartment. The product takes the advantages of simple power distribution and easy fuse insertion.

Fuse is excluded in the standard part number.

DK..N-TF(5X20)

DK4N-TF(5X20)		
Rated Data	**UL**	**IEC**
Rated Voltage (V)	600	800
Rated Current (A)	12	12
Rated impulse voltage		6KV
Wire range (AWG/mm^2)	22~10	0.14~4
Connection Capacity		
Max. Solid (mm^2)		6
Max. Stranded (mm^2)		4
General Data		
Torque (N.m)	0.53	
Screw thread	M3	
Stripping length (mm)	8~10	
Insulation material	PA	
T / W (mm)	8 / 53.3	
H / H on TS-35 (mm)	46.3 / 47.3	
Package	50	

DK4N-TFL(5X20)		
Rated Data	**UL**	**IEC**
Rated Voltage (V)	600	800
Rated Current (A)	12	12
Rated impulse voltage		6KV
Wire range (AWG/mm^2)	22~10	0.14~4
Connection Capacity		
Max. Solid (mm^2)		6
Max. Stranded (mm^2)		4
General Data		
Torque (N.m)	0.53	
Screw thread	M3	
Stripping length (mm)	8~10	
Insulation material	PA	
T / W (mm)	8 / 53.3	
H / H on TS-35 (mm)	46.3 / 47.3	
Package	50	

DKK4-TF(5X20)		
Rated Data	**UL**	**IEC**
Rated Voltage (V)	300V	800V
Rated Current (A)	16 / 30A	16 / 30A
Rated impulse voltage		8KV
Wire range (AWG/mm^2)	22~10	0.14~4
Connection Capacity		
Max. Solid (mm^2)		6
Max. Stranded (mm^2)		4
General Data		
Torque (N.m)	0.67	
Screw thread	M3.5	
Stripping length (mm)	10~12	
Insulation material	PA	
T / W (mm)	8 / 72.5	
H / H on TS-35 (mm)	60.5 / 61.2	
Package	100	

Accessories

	DK4N-TF(5X20) Part number	Package	DK4N-TFL(5X20) Part number	Package	DKK4-TF(5X20) Part number	Package
End cover	DK4NC-TF	50	DK4NC-TF	50	DKK4C-TF(5X20)	50
Insertion bridge 2, 3, 4, 5, 10	CSC-602PN CSC-603PN CSC-604PN CSC-605PN CSC-610PN	50 50 50 10 10	CSC-602PN CSC-603PN CSC-604PN CSC-605PN CSC-610PN	50 50 50 10 10	CSC-602PN CSC-603PN CSC-604PN CSC-605PN CSC-610PN	50 50 50 10 10
Fuse	FUK1A-01 FUK2A-01 FUK6.3A-01	50 50 50	FUK1A-01 FUK2A-01 FUK6.3A-01	50 50 50	FUK1A-01 FUK2A-01 FUK6.3A-01	50 50 50
Marking label	TM49W	10	TM49W	10	TM49W	10
Continuous flat marking label	TM-R200	10	TM-R200	10	TM-R200	10
DIN rail	TS-35 TS-35/15	20 10	TS-35 TS-35/15	20 10	TS-35 TS-35/15	20 10
Tool (mm)	#0 / 3.0 | DNT11-0201		#0 / 3.0 | DNT11-0201		0.6 x 3.5 | DNT11-0107	

Fuse size 5X20

Part Number	Current (A)
FUK1A-01	1
FUK2A-01	2
FUK6.3A-01	6.3

* DK4N-TFL(5X20) with LED display.

Part number	LED	Voltage
DK4N-TFL5(5X20)	with LED light	5V
DK4N-TFL12(5X20)	with LED light	12V
DK4N-TFL24(5X20)	with LED light	24V
DK4N-TFL48(5X20)	with LED light	48V
DK4N-TFL110(5X20)	with LED light	110V
DK4N-TFL220(5X20)	with LED light	220V
DK4N-TFL300(5X20)	with LED light	300V

Fuse and Disconnect Terminal Blocks



This fuse and disconnect terminal block can install the standard 5 x 20mm fuse through the fuse cartridge. The fuse cartridge can screw onto the base terminal block to perform the disconnecting function. This product takes the advantages of simple power distribution and easy fuse insertion.

Fuse is excluded in the standard part number.

DK..-TF(5X20)

DK10-TF(5X20)		
Rated Data	**UL**	**IEC**
Rated Voltage (V)	600	800
Rated Current (A)	6.3	6.3
Rated impulse voltage		8KV
Wire range (AWG/mm^2)	22~6	0.15~10
Connection Capacity		
Max. Solid (mm^2)		16
Max. Stranded (mm^2)		10
General Data		
Torque (N.m)	1.8	
Screw thread	M4	
Stripping length (mm)	12~16	
Insulation material	PA	
T / W (mm)	12 / 61.63	
H / H on TS-35 (mm)	57.8 / 58.6	
Package	50	

DK10-TFA(5x20)		
Rated Data	**UL**	**IEC**
Rated Voltage (V)	600	800
Rated Current (A)	6.3	6.3
Rated impulse voltage		8KV
Wire range (AWG/mm	22~6	0.15~10
Connection Capacity		
Max. Solid (mm^2)		16
Max. Stranded (mm^2)		10
General Data		
Torque (N.m)	1.8	
Screw thread	M4	
Stripping length (mm)	12~16	
Insulation material	PA	
T / W (mm)	12 / 61.63	
H / H on TS-35 (mm)	57.8 / 58.6	
Package	50	

	Rated Data	UL	IEC
	Connection Capacity		
	General Data		

Accessories

	DK10-TF(5X20) Part number	Package	DK10-TFA(5x20) Part number	Package	Part number	Package
Insertion bridge 2, 3, 10	CSC-1602PN CSC-1603PN CSC-1610PN	10 10 10	CSC-1602PN CSC-1603PN CSC-1610PN	10 10 10		
Screw-on bridge	DS16-02P DS16-10P	10	DS16-02P DS16-10P	10		
Fuse	FUK1A-01 FUK2A-01 FUK6.3A-01	50 50 50	FUK1A-01 FUK2A-01 FUK6.3A-01	50 50 50		
Marking label	TM45W	10	TM45W	10		
Continuous flat marking label	TM-R200	10	TM-R200	10		
DIN rail	TS-35 TS-35/15	20 10	TS-35 TS-35/15	20 10		
Tool (mm)	0.8 x 4 | DNT11-0109		0.8 x 4 | DNT11-0109			

Screw Connection

Test Disconnect Terminal Blocks

The test disconnect terminal blocks are designed specifically for the secondary circuit of current transformers. DKTD6N can be easily design with screw-on bridges, switch bars and 4mm ø test plugs as a simple detection circuit.

To check the signal inside the circuit with a 4 mm ø test probe, only two terminal blocks are needed to confirm if the current transformer secondary circuit is conducting. Less space is required to connect multiple measuring devices or protective relays.

DKT..N

Accessories

End cover
Partition plate
Separating disk
Switching jumper
Test plug
Cross connection screw with test socket
Screw-on bridge
Marking label
Continuous flat marking label
Safety cap
DIN rail
Tool (mm)



DKTD6N

Rated Data		UL	IEC
Rated Voltage	(V)	300	800
Rated Current	(A)	42	41
Rated impulse voltage			8KV
Wire range	(AWG/mm²)	20~8	0.5~6
Connection Capacity			
Max. Solid	(mm²)		10
Max. Stranded	(mm²)		6
General Data			
Torque	(N.m)	1.2	
Screw thread		M4	
Stripping length	(mm)	9~10	
Insulation material		PA	
T / W	(mm)	8 / 72.5	
H / H on TS-35	(mm)	49.6 / 50.5	
Package		50	

Color	Part number	Package
■	DKTD6N-RD	50
■	DKTD6N-BL	50

Part number	Package
DKTD6NC	50
DKNSPS-006	50
DKNSPS-007	50
DS6B01-02/03/04	100
■ C002-0101-BK ■ C002-0101-RD	50 50
■ DS6S4 ■ DS6S4-OR ■ DS6S4-YW ■ DS6S4-RD	200 200 200 200
DS6B02-02 DS6B02-10	50 10
TM49W	10
TM-R200	10
DKTD6N-KP/DKBC150-XXXX	50
TS-35 TS-35/15	20 10
0.8 x 4 | DNT11-0109	



DKNSPS-006

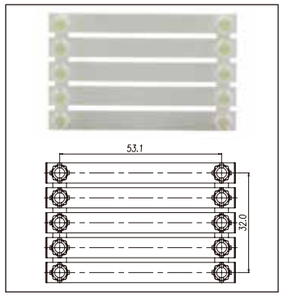

DKTD6N-KP



DKNSPS-007



DS6S4



DS6B01-XX

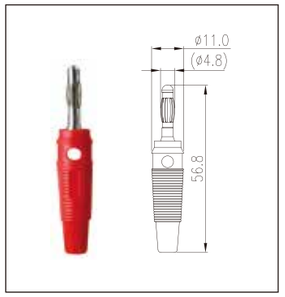

C002-0101



DS6B02-XX



Miniature Feed-through Terminal Blocks

Power distribution is one of the most common switching tasks in control system. The main task of miniature modular terminal blocks in control design is to carry out power distribution. The compact micro-terminal block DK.. S series meets the growing demand for smaller switch boxes suitable. Available accessories include insertion bridges and marking labels, suitable for TS-15 DIN rail mounting.

DK..S

Accessories

End cover
Plug-in bridge
2
3
4
5
10
Marking label
Continuous flat marking label
DIN rail
Tool (mm)



DK2.5S

Rated Data		UL	IEC
Rated Voltage	(V)	300	500
Rated Current	(A)	20	24
Rated impulse voltage			4KV
Wire range	(AWG/mm²)	22~12	0.34~2.5
Connection Capacity			
Max. Solid	(mm²)		4
Max. Stranded	(mm²)		2.5
General Data			
Torque	(N.m)	0.4	
Screw thread		M2.5	
Stripping length	(mm)	7~9	
Insulation material		PA	
T / W	(mm)	5.1 / 22	
H / H on TS-15	(mm)	28 / 28.4	
Package		100	

Part number	Package
DK2.5PC	50
CSC-2.502PS CSC-2.503PS CSC-2.504PS CSC-2.505PS CSC-2.510PS	50 50 50 10 10
TM42W	10
TM-R100	10
TS-15	20
#0 / 3.0 | DNT11-0201	



DK4S

Rated Data		UL	IEC
Rated Voltage	(V)	300	500
Rated Current	(A)	30	32
Rated impulse voltage			4KV
Wire range	(AWG/mm²)	22~10	0.34~4
Connection Capacity			
Max. Solid	(mm²)		6
Max. Stranded	(mm²)		4
General Data			
Torque	(N.m)	0.6	0.5
Screw thread		M3	
Stripping length	(mm)	7~9	
Insulation material		PA	
T / W	(mm)	6.1 / 22	
H / H on TS-15	(mm)	31.5 / 31.9	
Package		100	

Part number	Package
DK4PC	50
CSC-402PS CSC-403PS CSC-404PS CSC-405PS CSC-410PS	50 50 50 10 10
TM43W	10
TM-R100	10
TS-15	20
#0 / 3.0 | DNT11-0201	



DK6S

Rated Data		UL	IEC
Rated Voltage	(V)	300	500
Rated Current	(A)	50	41
Rated impulse voltage			4KV
Wire range	(AWG/mm²)	20~8	0.5~6
Connection Capacity			
Max. Solid	(mm²)		10
Max. Stranded	(mm²)		6
General Data			
Torque	(N.m)	1.2	
Screw thread		M4	
Stripping length	(mm)	9~11	
Insulation material		PA	
T / W	(mm)	8 / 30.3	
H / H on TS-15	(mm)	37.4 / 37.8	
Package		50	

Part number	Package
DK6PC	50
CSC-602PS CSC-603PS CSC-604PS CSC-605PS CSC-610PS	50 50 50 10 10
TM44W	10
TM-R100	10
TS-15	20
#1 / 5.0 | DNT11-0202	

Stud Terminal Block

- DKM series are designed specifcally for the safety of power distribution.
- Stud terminal blocks provide enhanced wiring secureness in harsh environments that require high vibration and shock resistance, such as vehicles and various transportation.
- Dinkle offers single and double-studs terminal, available for wire size 0.5mm^2 to 120mm^2. Up to four wire lungs can be connected on each stud.



Bolt Connection Terminal Blocks

DKM… series is stud terminal blocks with wire range covering from 25mm² ~ 240mm², rated voltage reaches 1500V for higher voltage requirement.

Stud terminal blocks sercure the safe connections for all types of energy transmission application. It also improves the safety of wire connections in high vibration and high impact areas, such as on vehicles, motors, transportation, and energy industries.

DKM..

DKM25

Rated Data	UL	IEC
Rated Voltage (V)	1500	1500
Rated Current (A)	85 / 100*	101
Rated impulse voltage		8KV
Wire range (AWG/mm²)	12~3	2.5~25
Connection Capacity		
Max. Solid (mm²)		25
Max. Stranded (mm²)		25
General Data		
Torque (N.m)	3~6	
Screw thread	M6	
Stripping length (mm)	-#	
Insulation material	PA	
T / W (mm)	27 / 107.7	
H / H on TS-35	49 / 50	
Package	10	

Accessories	Part number	Package
Safety cover	DKMC-01	20
Insertion bridge	DKMDS01-02P DKMDS01-03P	10 10
Marking label	TM50W	10
Continuous flat marking label	TM-R200	10
DIN rail	TS-35 TS-35/15	20 10
Long Hex Socket (mm)	H10	

*Single Cable 85A / Double Cable 100A

DKM35

Rated Data	UL	IEC
Rated Voltage (V)	1500	1500
Rated Current (A)	130 / 170*	125
Rated impulse voltage		8KV
Wire range (AWG/mm²)	12~1	2.5~35
Connection Capacity		
Max. Solid (mm²)		35
Max. Stranded (mm²)		35
General Data		
Torque (N.m)	3~6	
Screw thread	M6	
Stripping length (mm)	-#	
Insulation material	PA	
T / W (mm)	27 / 107.7	
H / H on TS-35	49 / 50	
Package	10	

Accessories	Part number	Package
Safety cover	DKMC-01	20
Insertion bridge	DKMDS01-02P DKMDS01-03P	10 10
Marking label	TM50W	10
Continuous flat marking label	TM-R200	10
DIN rail	TS-35 TS-35/15	20 10
Long Hex Socket (mm)	H10	

*Single Cable 130A / Double Cable 170A

DKM50

Rated Data	UL	IEC
Rated Voltage (V)	1500	1500
Rated Current (A)	150 / 200*	150
Rated impulse voltage		8KV
Wire range (AWG/mm²)	12~1/0	2.5~50
Connection Capacity		
Max. Solid (mm²)		50
Max. Stranded (mm²)		50
General Data		
Torque (N.m)	6~12	
Screw thread	M8	
Stripping length (mm)	-#	
Insulation material	PA	
T / W (mm)	27 / 107.7	
H / H on TS-35	49 / 50	
Package	10	

Accessories	Part number	Package
Safety cover	DKMC-01	20
Insertion bridge	DKMDS01-02P DKMDS01-03P	10 10
Marking label	TM50W	10
Continuous flat marking label	TM-R200	10
DIN rail	TS-35 TS-35/15	20 10
Long Hex Socket (mm)	H13	

*Single Cable 150A / Double Cable 200A

Bolt Connection Terminal Blocks

DKM… series is stud terminal blocks with wire range covering from 25mm² ~ 240mm², rated voltage reaches 1500V for higher voltage requirement.

Stud terminal blocks sercure the safe connections for all types of energy transmission application. It also improves the safety of wire connections in high vibration and high impact areas, such as on vehicles, motors, transportation, and energy industries.

DKM..



DKM70

Rated Data	UL	IEC
Rated Voltage (V)	1500	1500
Rated Current (A)	175 / 230*	192
Rated impulse voltage		8KV
Wire range (AWG/mm²)	14~2/0	2.5~70
Connection Capacity		
Max. Solid (mm²)		70
Max. Stranded (mm²)		70
General Data		
Torque (N.m)	6~12	
Screw thread	M8	
Stripping length (mm)	-#	
Insulation material	PA	
T / W (mm)	32 / 132	
H / H on TS-35	57.2 / 58.2	
Package	10	

Accessories	Part number	Package
Safety cover	DKMC-02	20
Insertion bridge	DKMDS02-02P DKMDS02-03P	5 5
Marking label	TM50W	10
Continuous flat marking label	TM-R200	10
DIN rail	TS-35 TS-35/15	20 10
Long Hex Socket (mm)	H13	

*Single Cable 175A / Double Cable 230A



DKM95

Rated Data	UL	IEC
Rated Voltage (V)	1500	1500
Rated Current (A)	230 / 260*	232
Rated impulse voltage		8KV
Wire range (AWG/mm²)	14~4/0	2.5~95
Connection Capacity		
Max. Solid (mm²)		95
Max. Stranded (mm²)		95
General Data		
Torque (N.m)	6~12	
Screw thread	M8	
Stripping length (mm)	-#	
Insulation material	PA	
T / W (mm)	32 / 132	
H / H on TS-35	57.2 / 58.2	
Package	10	

Accessories	Part number	Package
Safety cover	DKMC-02	20
Insertion bridge	DKMDS02-02P DKMDS02-03P	5 5
Marking label	TM50W	10
Continuous flat marking label	TM-R200	10
DIN rail	TS-35 TS-35/15	20 10
Long Hex Socket (mm)	H13	

*Single Cable 230A / Double Cable 260A



DKM120

Rated Data	UL	IEC
Rated Voltage (V)	1500	1500
Rated Current (A)	255 / 300*	269
Rated impulse voltage		8KV
Wire range (AWG/mm²)	10~250kcmil	6~120
Connection Capacity		
Max. Solid (mm²)		120
Max. Stranded (mm²)		120
General Data		
Torque (N.m)	10~20	
Screw thread	M10	
Stripping length (mm)	-#	
Insulation material	PA	
T / W (mm)	42 / 132	
H / H on TS-35	61.6 / 62.6	
Package	4	

Accessories	Part number	Package
Safety cover	DKMC-03	8
Insertion bridge	DKMDS03-02P DKMDS03-03P	5 5
Marking label	TM50W	10
Continuous flat marking label	TM-R200	10
DIN rail	TS-35 TS-35/15	20 10
Long Hex Socket (mm)	H16	

*Single Cable 255A / Double Cable 300A

Screw Connection

The stripping length depends on the specification provided by the cable lug manufacturer.

Bolt Connection Terminal Blocks

DKM... series is stud terminal blocks with wire range covering from 25mm² ~ 240mm², rated voltage reaches 1500V for higher voltage requirement.

Stud terminal blocks sercure the safe connections for all types of energy transmission application. It also improves the safety of wire connections in high vibration and high impact areas, such as on vehicles, motors, transportation, and energy industries.

DKM..

Accessories

- Safety cover
- Insertion bridge
- Marking label
- Continuous flat marking label
- DIN rail
- Long Hex Socket (mm)



DKM150		
Rated Data	**UL**	**IEC**
Rated Voltage (V)	1500	1500
Rated Current (A)	285 / 350*	309
Rated impulse voltage		8KV
Wire range (AWG/mm²)	10~300kcmil	10~150
Connection Capacity		
Max. Solid (mm²)		150
Max. Stranded (mm²)		150
General Data		
Torque (N.m)	10~20	
Screw thread	M10	
Stripping length (mm)	-#	
Insulation material	PA	
T / W (mm)	42 / 132	
H / H on TS-35	61.6 / 62.6	
Package	4	

Part number	Package
DKMC-03	8
DKMDS03-02P DKMDS03-03P	5 5
TM50W	10
TM-R200	10
TS-35 TS-35/15	20 10
H16	

*Single Cable 285A / Double Cable 350A



DKM185		
Rated Data	**UL**	**IEC**
Rated Voltage (V)	1500	1500
Rated Current (A)	310 / 400*	353
Rated impulse voltage		8KV
Wire range (AWG/mm²)	8~350kcmil	10~185
Connection Capacity		
Max. Solid (mm²)		185
Max. Stranded (mm²)		185
General Data		
Torque (N.m)	14~31	
Screw thread	M12	
Stripping length (mm)	-#	
Insulation material	PA	
T / W (mm)	55 / 163	
H / H on TS-35	67 / 67.95	
Package	4	

Part number	Package
DKMC-04	8
DKMDS04-02P DKMDS04-03P	2 2
TM50W	10
TM-R200	10
TS-35 TS-35/15	20 10
H18	

*Single Cable 310A / Double Cable 400A



DKM240		
Rated Data	**UL**	**IEC**
Rated Voltage (V)	1500	1500
Rated Current (A)	380 / 460*	415
Rated impulse voltage		8KV
Wire range (AWG/mm²)	8~500kcmil	10~240
Connection Capacity		
Max. Solid (mm²)		240
Max. Stranded (mm²)		240
General Data		
Torque (N.m)	14~31	
Screw thread	M12	
Stripping length (mm)	-#	
Insulation material	PA	
T / W (mm)	55 / 163	
H / H on TS-35	67 / 67.95	
Package	4	

Part number	Package
DKMC-04	8
DKMDS04-02P DKMDS04-03P	2 2
TM50W	10
TM-R200	10
TS-35 TS-35/15	20 10
H18	

*Single Cable 380A / Double Cable 460A

The stripping length depends on the specification provided by the cable lug manufacturer.

Red (-RD)
Yellow (-YW)
Orange (-OR)
Green (-GN)
Black (-BK)
Blue (-BL)
Brown (-BN)

Cover

Part number	Compatible Products	Package
DKMC-01	DKM25, DKM25-H, DKM35, DKM35-H, DKM50, DKM50-H	20Pcs
DKMC-02	DKM70, DKM70-H, DKM95, DKM95-H	20Pcs
DKMC-03	DKM120, DKM120-H, DKM150, DKM150-H	8Pcs
DKMC-04	DKM185, DKM185-H, DKM240, DKM240-H	8Pcs

Insertion Bridges

Part number	Compatible Products	Package
DKMDS01-XXP	DKM25, DKM25-H, DKM35, DKM35-H, DKM50, DKM50-H	2P, 3P / 10PCS
DKMDS02-XXP	DKM70, DKM70-H, DKM95, DKM95-H	2P, 3P / 5PCS
DKMDS03-XXP	DKM120, DKM120-H, DKM150, DKM150-H	2P, 3P / 5PCS
DKMDS04-XXP	DKM185, DKM185-H, DKM240, DKM240-H	2P, 3P / 2PCS

DKMXX-U Stud Terminal Blocks Introduction

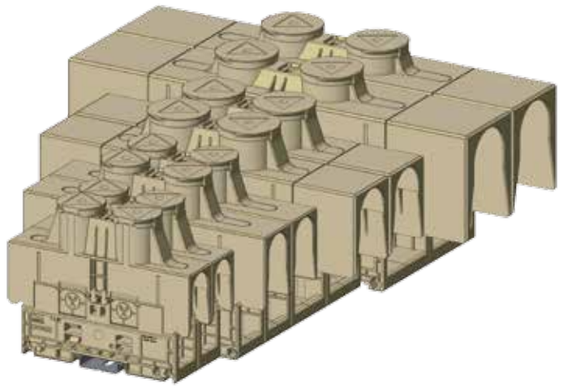

The connection structure of DKM..-U series is the nut pop-up design. With a stable connection method and the excellent construction. The nut is fixed in the upper cover, which not only prevents the loss of the nut, but also the metal parts are protected by complete insulation to ensure safe wiring.

In addition to the 1000V basic specification DKM..-U series, there is also a 1500V high voltage specification DKM..-HU series, which provides applications in different fields, and offers the wire range from 35mm2 to 240mm2 to meet the needs of field use.

With the flexible marking system, the product group can be identified clearly and can be installed directly on the TS-35 steel rail or locked on the panel.



The nut pop-up design not only can be stable wiring, but also can keep the nut in the upper cover to prevent the loss of the nut and to ensure the wiring safety with the insulating protection.



The DKM..-U is rated at 1000V, while DKM..-HU withstands higher voltage at 1500V providing different wire diameters from 35mm²~240mm² to meet the needs of on-site use with clear marking indication.

The product can be easily installed on the TS-35 DIN rail or locked on the panel. Only two screws are needed to complete the installation of the terminal block.

Quick Wiring Terminal Blocks

The DKM..U series is available in 1000V & 1500V. Wire range from 25mm²~240mm². It is a series of a special designed stud terminal block with the screw nut keeping in the top cover guided by spring.

The nut pop-up design generates a wire-ready status saving time from loosening the screw while providing secured fastening.

DKM..-U

DKM25-U DKM25-HU (1500V)		
Rated Data (DKM25-U)	**UL**	**IEC**
Rated Voltage (V)	1000	1000
Rated Current (A)	85	101
Rated impulse voltage		8KV
Wire range (AWG/mm²)	12~3	2.5~25
Rated Data (DKM25-UH)	**UL**	**IEC**
Rated Voltage (V)	1500	1500
Rated Current (A)	85 / 100*	101
Rated impulse voltage		8KV
Wire range (AWG/mm²)	12~3	2.5~25
Connection Capacity		
Max. Solid (mm²)		25
Max. Stranded (mm²)		25
General Data		
Torque (N.m)	3~6	
Screw thread	M6	
Stripping length (mm)	-#	
Insulation material	PA	
T / W (mm)	27 / 126.8	
H / H on TS-35	100 / 101.5	
Package	10	

Part number	Package
DKMDS01-02P DKMDS01-03P	10 10
TM50W	10
TM-R200	10
TS-35 TS-35/15	20 10
H10	

*Single-Cable 85A / Double-Cable 100A

DKM35-U DKM35-HU (1500V)		
Rated Data (DKM35-U)	**UL**	**IEC**
Rated Voltage (V)	1000	1000
Rated Current (A)	130 / 170*	125
Rated impulse voltage		8KV
Wire range (AWG/mm²)	12~1	2.5~35
Rated Data (DKM35-UH)	**UL**	**IEC**
Rated Voltage (V)	1500	1500
Rated Current (A)	130 / 170*	125
Rated impulse voltage		8KV
Wire range (AWG/mm²)	12~1	2.5~35
Connection Capacity		
Max. Solid (mm²)		35
Max. Stranded (mm²)		35
General Data		
Torque (N.m)	3~6	
Screw thread	M6	
Stripping length (mm)	-#	
Insulation material	PA	
T / W (mm)	27 / 126.8	
H / H on TS-35	100 / 101.5	
Package	10	

Part number	Package
DKMDS01-02P DKMDS01-03P	10 10
TM50W	10
TM-R200	10
TS-35 TS-35/15	20 10
H10	

*Single-Cable 130A / Double-Cable 170A

DKM50-U DKM50-HU (1500V)		
Rated Data (DKM50-U)	**UL**	**IEC**
Rated Voltage (V)	1000	1000
Rated Current (A)	150 / 200*	150
Rated impulse voltage		8KV
Wire range (AWG/mm²)	12~1/0	2.5~50
Rated Data (DKM50-UH)	**UL**	**IEC**
Rated Voltage (V)	1500	1500
Rated Current (A)	150 / 200*	150
Rated impulse voltage		8KV
Wire range (AWG/mm²)	12~1/0	2.5~50
Connection Capacity		
Max. Solid (mm²)		50
Max. Stranded (mm²)		50
General Data		
Torque (N.m)	6~12	
Screw thread	M8	
Stripping length (mm)	-#	
Insulation material	PA	
T / W (mm)	27 / 126.8	
H / H on TS-35	100 / 101.5	
Package	10	

Part number	Package
DKMDS01-02P DKMDS01-03P	10 10
TM50W	10
TM-R200	10
TS-35 TS-35/15	20 10
H13	

*Single-Cable 150A / Double-Cable 200A

Accessories

Insertion bridge

Marking label

Continuous flat marking label

DIN rail

Long hex Socket (mm)

#The stripping length depends on the specification provided by the cable lug manufacturer.

Quick Wiring Terminal Blocks

The DKM..U series is available in 1000V and 1500V. Wire range from 25mm2 to 240mm2.

It is a special design stud terminal block with the screw nut kept in the top cover guided by spring.

The nut pop-up design generates a wire-ready status which can save time of loosening the screw and provide secured fastening.

DKM..-U



DKM70-U DKM70-HU (1500V)		
Rated Data (DKM70-U)	**UL**	**IEC**
Rated Voltage (V)	1000	1000
Rated Current (A)	175 / 230*	192
Rated impulse voltage		8KV
Wire range (AWG/mm²)	14~2/0	2.5~70
Rated Data (DKM70-UH)	**UL**	**IEC**
Rated Voltage (V)	1500	1500
Rated Current (A)	175	192
Rated impulse voltage		8KV
Wire range (AWG/mm²)	14~2/0	2.5~70
Connection Capacity		
Max. Solid (mm²)		70
Max. Stranded (mm²)		70
General Data		
Torque (N.m)	6~12	
Screw thread	M8	
Stripping length (mm)	-#	
Insulation material	PA	
T / W (mm)	32 / 169	
H / H on TS-35	109 / 110.5	
Package	10	

Part number	Package
DKMDS02-02P DKMDS02-03P	5 5
TM50W	10
TM-R200	10
TS-35 TS-35/15	20 10
H13	

*Single -Cable 175A / Double-Cable 230A

DKM95-U DKM95-HU (1500V)		
Rated Data (DKM95-U)	**UL**	**IEC**
Rated Voltage (V)	1000	1000
Rated Current (A)	230 / 260*	232
Rated impulse voltage		8KV
Wire range (AWG/mm²)	14~4/0	2.5~95
Rated Data (DKM95-UH)	**UL**	**IEC**
Rated Voltage (V)	1500	1500
Rated Current (A)	230 / 260*	232
Rated impulse voltage		8KV
Wire range (AWG/mm²)	14~4/0	2.5~95
Connection Capacity		
Max. Solid (mm²)		95
Max. Stranded (mm²)		95
General Data		
Torque (N.m)	6~12	
Screw thread	M8	
Stripping length (mm)	-#	
Insulation material	PA	
T / W (mm)	32 / 169	
H / H on TS-35	109 / 110.5	
Package	10	

Part number	Package
DKMDS02-02P DKMDS02-03P	5 5
TM50W	10
TM-R200	10
TS-35 TS-35/15	20 10
H13	

*Single-Cable 230A / Double-Cable 260A

DKM120-U DKM120-HU (1500V)		
Rated Data (DKM120-U)	**UL**	**IEC**
Rated Voltage (V)	1000	1000
Rated Current (A)	255 / 300*	269
Rated impulse voltage		8KV
Wire range (AWG/mm²)	10~250kcmil	6~120
Rated Data (DKM120-UH)	**UL**	**IEC**
Rated Voltage (V)	1500	1500
Rated Current (A)	255 / 300*	269
Rated impulse voltage		8KV
Wire range (AWG/mm²)	10~250kcmil	6~120
Connection Capacity		
Max. Solid (mm²)		120
Max. Stranded (mm²)		120
General Data		
Torque (N.m)	10~20	
Screw thread	M10	
Stripping length (mm)	-#	
Insulation material	PA	
T / W (mm)	42 / 220	
H / H on TS-35	118.5 / 120	
Package	4	

Part number	Package
DKMDS03-02P DKMDS03-03P	5 5
TM50W	10
TM-R200	10
TS-35 TS-35/15	20 10
H16	

*Single-Cable 255A / Double-Cable 300A

Accessories

Insertion bridge

Marking label

Continuous flat marking label

DIN rail

Long hex Socket (mm)

#The stripping length depends on the specification provided by the cable lug manufacturer.

Quick Wiring Terminal Blocks

The DKM..U series is available in 1000V and 1500V. Wire range from 25mm2 to 240mm2.

It is a special design stud terminal block with the screw nut kept in the top cover guided by spring.

The nut pop-up design generates a wire-ready status which can save time of loosening the screw and provide secured fastening.

DKM..-U

Accessories

- Insertion bridge
- Marking label
- Continuous flat marking label
- DIN rail
- Long hex Socket (mm)



DKM150-U DKM150-HU (1500V)		
Rated Data (DKM150-U)	**UL**	**IEC**
Rated Voltage (V)	1000	1000
Rated Current (A)	285 / 350*	309
Rated impulse voltage		8KV
Wire range (AWG/mm²)	10~300kcmil	10~150
Rated Data (DKM150-UH)	**UL**	**IEC**
Rated Voltage (V)	1500	1500
Rated Current (A)	285 / 350*	309
Rated impulse voltage		8KV
Wire range (AWG/mm²)	10~300kcmil	10~150
Connection Capacity		
Max. Solid (mm²)		150
Max. Stranded (mm²)		150
General Data		
Torque (N.m)	10~20	
Screw thread	M10	
Stripping length (mm)	-#	
Insulation material	PA	
T / W (mm)	42 / 220	
H / H on TS-35	118.5 / 120	
Package	4	
Part number		**Package**
DKMDS02-02P DKMDS02-03P		5 5
TM50W		10
TM-R200		10
TS-35 TS-35/15		20 10
H16		

*Single-Cable 285A / Double-Cable 350A



DKM185-U DKM185-HU (1500V)		
Rated Data (DKM185-U)	**UL**	**IEC**
Rated Voltage (V)	1000	1000
Rated Current (A)	310 / 400*	353
Rated impulse voltage		8KV
Wire range (AWG/mm²)	8~350kcmil	10~185
Rated Data (DKM185-UH)	**UL**	**IEC**
Rated Voltage (V)	1500	1500
Rated Current (A)	310 / 400*	353
Rated impulse voltage		8KV
Wire range (AWG/mm²)	8~350kcmil	10~185
Connection Capacity		
Max. Solid (mm²)		185
Max. Stranded (mm²)		185
General Data		
Torque (N.m)	14~31	
Screw thread	M12	
Stripping length (mm)	-#	
Insulation material	PA	
T / W (mm)	55 / 277.6	
H / H on TS-35	126.3 / 127.8	
Package	4	
Part number		**Package**
DKMDS02-02P DKMDS02-03P		5 5
TM50W		10
TM-R200		10
TS-35 TS-35/15		20 10
H18		

*Single-Cable 310A / Double-Cable 400A



DKM240-U DKM240-HU (1500V)		
Rated Data (DKM240-U)	**UL**	**IEC**
Rated Voltage (V)	1000	1000
Rated Current (A)	380 / 460*	415
Rated impulse voltage		8KV
Wire range (AWG/mm²)	8~500kcmil	10~240
Rated Data (DKM240-UH)	**UL**	**IEC**
Rated Voltage (V)	1500	1500
Rated Current (A)	380 / 460*	415
Rated impulse voltage		8KV
Wire range (AWG/mm²)	8~500kcmil	10~240
Connection Capacity		
Max. Solid (mm²)		240
Max. Stranded (mm²)		240
General Data		
Torque (N.m)	14~31	
Screw thread	M12	
Stripping length (mm)	-#	
Insulation material	PA	
T / W (mm)	55 / 277.6	
H / H on TS-35	126.3 / 127.8	
Package	4	
Part number		**Package**
DKMDS03-02P DKMDS03-03P		5 5
TM50W		10
TM-R200		10
TS-35 TS-35/15		20 10
H18		

*Single-Cable 380A / Double-Cable 460A

Single-Bolt Connection Terminal Blocks

The DKM series is designed specifically for safety of electricity distribution in power industry. Only one wrench can finish the reliable connection for you. It also saves space in field wiring that allows up to 4 wire lugs on each stud.

The stud terminal blocks provide the improved wiring secureness which can apply in high requirements in terms of vibration and shock resistance, such as vehicles, motor and transportation.

Available wire size from 16mm² to 120mm²

DKM

Accessories

- Safety cover
- Partition plate
- Marking label
- Continuous flat marking label
- DIN rail



DKM5		
Rated Data	**UL**	**IEC**
Rated Voltage (V)	1000	1000
Rated Current (A)	85	76
Rated impulse voltage		8KV
Wire range (AWG/mm²)	16~4	0.5~16
Connection Capacity		
Max. Solid (mm²)		16
Max. Stranded (mm²)		16
General Data		
Torque (N.m)	2~4	
Screws	M5	
Insulation material	PA	
T / W (mm)	13 / 67	
H / H on TS-35 (mm)	54 / 55	
Package	50	
Part number		**Package**
DKMC5		50
DKMSPS-001		50
TM50W		10
TM-R200		10
TS-35 TS-35/15		20 10



DKM6		
Rated Data	**UL**	**IEC**
Rated Voltage (V)	1000	1000
Rated Current (A)	115	125
Rated impulse voltage		8KV
Wire range (AWG/mm²)	14~2	2.5~35
Connection Capacity		
Max. Solid (mm²)		35
Max. Stranded (mm²)		35
General Data		
Torque (N.m)	3~6	
Screws	M6	
Insulation material	PA	
T / W (mm)	19.5 / 67	
H / H on TS-35 (mm)	54 / 55	
Package	50	
Part number		**Package**
DKMC6		50
DKMSPS-001		50
TM50W		10
TM-R200		10
TS-35 TS-35/15		20 10



DKM8		
Rated Data	**UL**	**IEC**
Rated Voltage (V)	1000	1000
Rated Current (A)	150	150
Rated impulse voltage		8KV
Wire range (AWG/mm²)	14~1/0	2.5~50
Connection Capacity		
Max. Solid (mm²)		50
Max. Stranded (mm²)		50
General Data		
Torque (N.m)	6~12	
Screws	M8	
Insulation material	PA	
T / W (mm)	24.5 / 67	
H / H on TS-35 (mm)	63 / 64	
Package	20	
Part number		**Package**
DKMC8		50
DKMSPS-002		50
TM50W		10
TM-R200		10
TS-35 TS-35/15		20 10



Screw Connection

Single-Bolt Connection Terminal Blocks

The DKM series is designed specifically for safety of electricity distribution in power industry. Only one wrench can finish the reliable connection for you. It also saves space in field wiring that allows up to 4 wire lugs on each stud.

The stud terminal blocks provide the improved wiring secureness which can apply in high requirements in terms of vibration and shock resistance, such as vehicles, motor and transportation.

Available wire size from 16mm² to 120mm²

DKM

Accessories

Safety cover
Partition plate
Marking label
Continuous flat marking label
DIN rail

DKM10

Rated Data		UL	IEC
Rated Voltage	(V)	1000	1000
Rated Current	(A)	255	269
Rated impulse voltage			8KV
Wire range (AWG/mm²)		10~250(kcmil)	6~120
Connection Capacity			
Max. Solid	(mm²)		120
Max. Stranded	(mm²)		120
General Data			
Torque	(N.m)	10~20	
Screws		M10	
Insulation material		PA	
T / W	(mm)	35.5 / 67	
H / H on TS-35	(mm)	70 / 71	
Package		20	

Part number	Package
DKMC10/12	50
DKMSPS-002	50
TM50W	10
TM-R200	10
TS-35 TS-35/15	20 10

DKM12

Rated Data		UL	IEC
Rated Voltage	(V)	1000	1000
Rated Current	(A)	255	269
Rated impulse voltage			8KV
Wire range (AWG/mm²)		10~250(kcmil)	6~120
Connection Capacity			
Max. Solid	(mm²)		120
Max. Stranded	(mm²)		120
General Data			
Torque	(N.m)	14~30	
Screws		M12	
Insulation material		PA	
T / W	(mm)	35.5 / 67	
H / H on TS-35	(mm)	70 / 71	
Package		20	

Part number	Package
DKMC10/12	50
DKMSPS-002	50
TM50W	10
TM-R200	10
TS-35 TS-35/15	20 10

Safety Cover

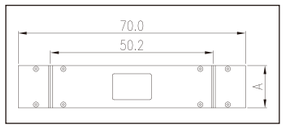

Part number	Compatible Product	A
DKMC5	DKM5	13
DKMC6	DKM6, DKM6-2	16
DKMC8	DKM8, DKM8-2	21
DKMC10/12	DKM10, DKM12, DKM10-2	32

Partition Plate / Safety Cover

DKMSPS-001

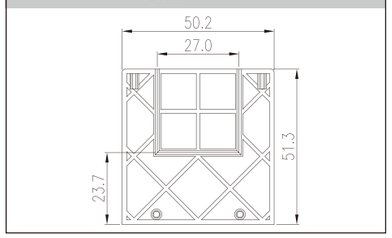

DKMSPS-002

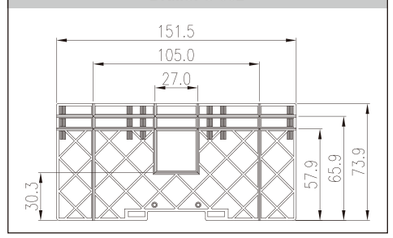

Part number	Compatible Product	Package
DKMSPS-001	DKM5, DKM6	50
DKMSPS-002	DKM8, DKM10, DKM12, DKM6-2, DKM8-2, DKM10-2	50

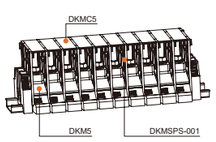

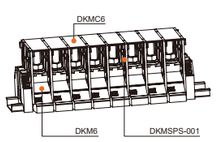

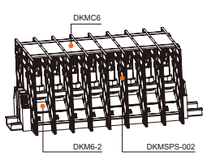

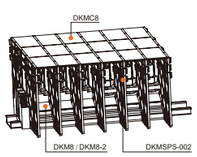

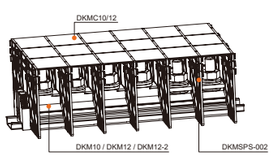

DINKLE Memo

Terminal Block

Barrier Connection Terminal Blocks

- Barrier Connection Terminal Blocks offer optional solutions in range 15A~500A power transmission.
- DKB series offer stable power transmission by screw type wiring structure.
- DKU series is a special design stud terminal block with the screw nut kept in the top cover guided by spring.
- The nut pop-up design generates a wire-ready status which can save time of loosening the screw and provides secured fastening.



Quick Wiring Terminal Blocks

IP20

Designed with spring guided system, the screws can pop-up to allow ring or fork cable lug easily inserted and installed without entirely removing the screws and washer.

Accessories includes CSK11 jumpers for short circuit or power distribution applications, and TM-R100 markers for labelling and identification.

DKU..

Accessories

End cover

Insertion bridge

Continuous flat marking label (Center / Outer) 1 2 3 4 5

DIN rail

Tool (mm)



DKU15		
Rated Data	**UL**	**IEC**
Rated Voltage (V)	600	630
Rated Current (A)	15	17.5
Rated impulse voltage		8KV
Wire range (AWG/mm²)	26~14	0.2~1.5
Ring / Fork Cable Lugs		
Hole diameter min (mm)	3.2	
Cable lug connection width,max (mm)	6	
General Data		
Torque (N.m)	0.6~1.0	
Screw thread	M3	
Insulation material	PC	
T / W (mm)	7 / 40.5	
H / H on TS-35	32 / 33.5	
Package	50	

Part number	Package
DKU15C	50
CSK11-1502-A CSK11-1503-A CSK11-1506-A CSK11-1520-A	100 100 50 20
TM-R100 / TM-R100	10
TS-35 TS-35/15	20 10
#0 / 3.0 | DNT11-0201	



DKU20		
Rated Data	**UL**	**IEC**
Rated Voltage (V)	600	630
Rated Current (A)	20	24
Rated impulse voltage		8KV
Wire range (AWG/mm²)	26~12	0.2~2.5
Ring / Fork Cable Lugs		
Hole diameter min (mm)	3.7	
Cable lug connection width,max (mm)	7.2	
General Data		
Torque (N.m)	1.0~1.3	
Screw thread	M3.5	
Insulation material	PC	
T / W (mm)	8.2 / 40.5	
H / H on TS-35	32 / 33.5	
Package	50	

Part number	Package
DKU15C	50
CSK11-2002-A CSK11-2003-A CSK11-2006-A CSK11-2020-A	100 100 50 20
TM-R100 / TM-R100	10
TS-35 TS-35/15	20 10
#0 / 3.0 | DNT11-0201	



DKUU20		
Rated Data	**UL**	**IEC**
Rated Voltage (V)	600	630
Rated Current (A)	20	24
Rated impulse voltage		8KV
Wire range (AWG/mm²)	26~12	0.2~2.5
Ring / Fork Cable Lugs		
Hole diameter min (mm)	3.7	
Cable lug connection width,max (mm)	7.2	
General Data		
Torque (N.m)	1.0~1.3	
Screw thread	M3.5	
Insulation material	PC	
T / W (mm)	8.2 / 71	
H / H on TS-35	53 / 57.5	
Package	50	

Part number	Package
CSK11-2002-A CSK11-2003-A CSK11-2006-A CSK11-2020-A	100 100 50 20
TM-R100 / TM-R100	10
TS-35 TS-35/15	20 10
#0 / 3.0 | DNT11-0201	

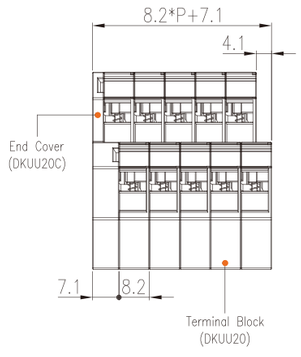

Quick Wiring Terminal Blocks



DKU30		
Rated Data	**UL**	**IEC**
Rated Voltage (V)	600	630
Rated Current (A)	30	32
Rated impulse voltage		8KV
Wire range (AWG/mm²)	26~10	0.2~4
Ring / Fork Cable Lugs		
Hole diameter min (mm)	4.3	
Cable lug connection width,max (mm)	9.5	
General Data		
Torque (N.m)	1.2~2.0	
Screw thread	M4	
Insulation material	PC	
T / W (mm)	10.5 / 40.5	
H / H on TS-35	35 / 36.5	
Package	125	

Part number	Package
DKU30C	50
CSK11-3002-A CSK11-3003-A CSK11-3006-A CSK11-3010-A	100 100 50 20
TM-R100 / TM-R100	10
TS-35 TS-35/15	20 10
#1 / 5.0 | DNT11-0202	



DKU40		
Rated Data	**UL**	**IEC**
Rated Voltage (V)	600	630
Rated Current (A)	45	41
Rated impulse voltage		8KV
Wire range (AWG/mm²)	24~8	0.2~6
Ring / Fork Cable Lugs		
Hole diameter min (mm)	4.3	
Cable lug connection width,max (mm)	9.8	
General Data		
Torque (N.m)	1.2~2.0	
Screw thread	M4	
Insulation material	PC	
T / W (mm)	11 / 43.5	
H / H on TS-35	36.5 / 38	
Package	50	

Part number	Package
DKU40C	20
CSK11-4002-A CSK11-4003-A	50 50
TM-R100 / TM-R100	10
TS-35 TS-35/15	20 10
#1 / 5.0 | DNT11-0202	



DKU60		
Rated Data	**UL**	**IEC**
Rated Voltage (V)	600	630
Rated Current (A)	60	76
Rated impulse voltage		8KV
Wire range (AWG/mm²)	20~6	0.5~16
Ring / Fork Cable Lugs		
Hole diameter min (mm)	5.3	
Cable lug connection width,max (mm)	12	
General Data		
Torque (N.m)	2.6~3.7	
Screw thread	M5	
Insulation material	PC	
T / W (mm)	14 / 47.7	
H / H on TS-35	40 / 41.5	
Package	90	

Part number	Package
DKU60C	20
CSK11-6002-A CSK11-6003-A	50 50
TM-R100 / TM-R100	10
TS-35 TS-35/15	20 10
#1 / 5.0 | DNT11-0202	

Rated Data	**UL**	**IEC**
Rated Voltage (V)		
Rated Current (A)		
Rated impulse voltage		
Wire range (AWG/mm²)		
Ring / Fork Cable Lugs		
Hole diameter min (mm)		
Cable lug connection width,max (mm)		
General Data		
Torque (N.m)		
Screw thread		
Insulation material		
T / W (mm)		
H / H on TS-35		
Package		

Part number	Package

Screw Connection Terminal Blocks

Designed with spring guided system, the screws can pop-up to allow ring or fork cable lug easily inserted and installed without entirely removing the screws and washer.

Accessories includes CSK11 jumpers for short circuit or power distribution applications, and TM-R100 marking label for labelling and identification.

DKB..N







DKB15N

Rated Data		UL	IEC
Rated Voltage	(V)	600	630
Rated Current	(A)	15	17.5
Rated impulse voltage			8KV
Wire range	(AWG/mm²)	26~14	0.2~1.5
Ring / Fork Cable Lugs			
Hole diameter min (mm)		3.2	
Cable lug connection width,max (mm)		6	
General Data			
Torque (N.m)		0.6~1.0	
Screw thread		M3	
Stripping length (mm)			
Insulation material		PC	
T / W (mm)		7 / 40.5	
H / H on TS-35		29 / 30.5	
Package		50	

	Part number	Package
End cover	DKB15NE	50
Cover	DKBC10-1000	1
Insertion bridge	CSK11-1502-A CSK11-1503-A CSK11-1506-A CSK11-1520-A	100 100 50 20
Continuous flat marking label	TM-R100	10
DIN rail	TS-35 TS-35/15	20 10
Tool (mm)	#0 / 3.0 | DNT11-0201	

DKBB10

Rated Data		UL	IEC
Rated Voltage	(V)	600	800
Rated Current	(A)	15	24
Rated impulse voltage			8KV
Wire range	(AWG/mm²)	22~14	0.34~2.5
Ring / Fork Cable Lugs			
Hole diameter min (mm)		3.2	
Cable lug connection width,max (mm)		7.2	
General Data			
Torque (N.m)		0.5	
Screw thread		M3	
Stripping length (mm)		8	
Insulation material		PC	
T / W (mm)		8.8 / 57	
H / H on TS-35		54 / 57.9	
Package		100	

	Part number	Package
	DKBB10E	50
Top cover Side cover	DKBC10-1000 DKBBC10-1000	1 1
	CSK01-10XX-A CSK01-10XX-B CSK02-10XX-A CSK02-10XX-B	50 50 50 50
	TM-R100	10
	TS-35 TS-35/15	20 10
	#0 / 3.0 | DNT11-0201	

DKB20N

Rated Data		UL	IEC
Rated Voltage	(V)	600	630
Rated Current	(A)	20	24
Rated impulse voltage			8KV
Wire range	(AWG/mm²)	26~12	0.2~2.5
Ring / Fork Cable Lugs			
Hole diameter min (mm)		3.7	
Cable lug connection width,max (mm)		7.2	
General Data			
Torque (N.m)		0.8~1	
Screw thread		M3.5	
Stripping length (mm)			
Insulation material		PC	
T / W (mm)		8.2 / 40.5	
H / H on TS-35		29 / 30.5	
Package		50	

	Part number	Package
	DKB15NE	50
	DKBC10-1000	1
	CSK11-2002-A CSK11-2003-A CSK11-2006-A CSK11-2020-A	100 100 50 20
	TM-R100	10
	TS-35 TS-35/15	20 10
	#0 / 3.0 | DNT11-0201	

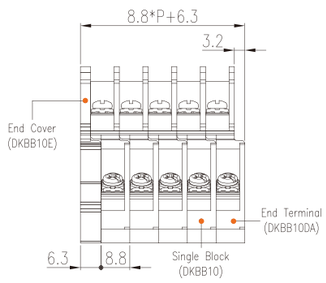

Screw Connection Terminal Blocks







DKB30N

Rated Data		UL	IEC
Rated Voltage	(V)	600	630
Rated Current	(A)	30	32
Rated impulse voltage			8KV
Wire range	(AWG/mm²)	26~10	0.2~4
Ring / Fork Cable Lugs			
Hole diameter min (mm)		4.3	
Cable lug connection width,max (mm)		9.5	
General Data			
Torque (N.m)		1.2~1.5	
Screw thread		M4	
Stripping length (mm)			
Insulation material		PC	
T / W (mm)		10.5 / 40.5	
H / H on TS-35		31.5 / 33	
Package		50	

	Part number	Package
	DKB30NE	50
	DKBC10-1000	1
	CSK11-3002-A CSK11-3003-A CSK11-3006-A CSK11-3010-A	100 100 50 20
	TM-R100	10
	TS-35 TS-35/15	20 10
	#1 / 5.0 | DNT11-0202	

DKB40N

Rated Data		UL	IEC
Rated Voltage	(V)	600	630
Rated Current	(A)	45	41
Rated impulse voltage			8KV
Wire range	(AWG/mm²)	24~8	0.2~6
Ring / Fork Cable Lugs			
Hole diameter min (mm)		4.3	
Cable lug connection width,max (mm)		9.8	
General Data			
Torque (N.m)		1.2~1.5	
Screw thread		M4	
Stripping length (mm)			
Insulation material		PC	
T / W (mm)		11 / 43.5	
H / H on TS-35		33.5 / 35	
Package		50	

	Part number	Package
	DKB40NE	20
	DKBC10-1000	1
	CSK11-4002-A CSK11-4003-A	50 50
	TM-R100	10
	TS-35 TS-35/15	20 10
	#1 / 5.0 | DNT11-0202	

DKB60N

Rated Data		UL	IEC
Rated Voltage	(V)	600	630
Rated Current	(A)	60	76
Rated impulse voltage			8KV
Wire range	(AWG/mm²)	20~6	0.5~16
Ring / Fork Cable Lugs			
Hole diameter min (mm)		5.3	
Cable lug connection width,max (mm)		12	
General Data			
Torque (N.m)		1.6~1.8	
Screw thread		M5	
Stripping length (mm)			
Insulation material		PC	
T / W (mm)		14 / 47.7	
H / H on TS-35		37 / 38.5	
Package		50	

	Part number	Package
	DKB60NE	20
	DKBC60N-1000	1
	CSK11-6002-A CSK11-6003-A	50 50
	TM-R100	10
	TS-35 TS-35/15	20 10
	#1 / 5.0 | DNT11-0202	

Rated Data		UL	IEC
Rated Voltage	(V)		
Rated Current	(A)		
Rated impulse voltage			
Wire range	(AWG/mm²)		
Ring / Fork Cable Lugs			
Hole diameter min (mm)			
Cable lug connection width,max (mm)			
General Data			
Torque (N.m)			
Screw thread			
Stripping length (mm)			
Insulation material			
T / W (mm)			
H / H on TS-35			
Package			

	Part number	Package

Screw Connection Terminal Blocks



DKB series offers high current rating solution, 6 current options from 85A to 620A as well as accessories, e.g. transparent cover, jumper and marking label available.

Easy for installation and assembly, free to combine accessories according to requirement.

DKB..

Accessories

- End cover
- Cover
- Insertion bridge
- Continuous flat marking label
- DIN rail
- Tool (mm)

*To be used with ring or fork terminal on the end of the conductor before wiring.



DKB80

Rated Data		UL	IEC
Rated Voltage	(V)	600	800
Rated Current	(A)	85	101
Rated impulse voltage			8KV
Wire range (AWG/mm^2)		18~4	0.75~25
General Data			
Torque (N.m)		4	
Screw thread		M6	
Stripping length (mm)		18	
Insulation material		PC	
T / W (mm)		19 / 54	
H / H on TS-35		38 / 41.5	
Package		100	

Part number	Package
DKB80E-A	50
DKBC60-1000	1
CSK01-60XX-A CSK01-60XX-B CSK02-60XX-A CSK02-60XX-B	50 50 50 50
TM-R200	10
TS-35 TS-35/15	20 10
#2 / 6.0 | DNT11-0205	



DKB100

Rated Data		UL	IEC
Rated Voltage	(V)	600	800
Rated Current	(A)	115 (200*)	150*
Rated impulse voltage			8KV
Wire range (AWG/mm^2)		8~3/0	10~50
General Data			
Torque (N.m)		8	
Screw thread		M8	
Stripping length (mm)		20	
Insulation material		PC	
T / W (mm)		25 / 62	
H / H on TS-35		43.5 / 47.0	
Package		56	

Part number	Package
DKB100E-A	50
DKBC100-1000	1
TM-R200	10
TS-35 TS-35/15	20 10
#3 / 8.0 | DNT11-0208	



DKB150

Rated Data		UL	IEC
Rated Voltage	(V)	600	1000
Rated Current	(A)	190*	192*
Rated impulse voltage			8KV
Wire range (AWG/mm^2)		8~3/0	10~70
General Data			
Torque (N.m)		8	
Screw thread		M8	
Stripping length (mm)		20	
Insulation material		PC	
T / W (mm)		27 / 70	
H / H on TS-35		45 / 48.5	
Package		42	

Part number	Package
DKB150E-A	50
DKBC150-1000	1
TM-R200	10
TS-35 TS-35/15	20 10
#3 / 8.0 | DNT11-0208	



DKBCXX-1000

DKBC300

DKBC500

Part number	Compatible Products
DKBC10-1000	DKB15N, DKB20N, DKB30N, DKB40N, DKBB10
DKBBC10-1000	DKBB10
DKBC60N-1000	DKB60N
DKBC60-1000	DKB80
DKBC100-1000	DKB100
DKBC150-1000	DKB150
DKBC200-1000	DKB200
DKBC300 / Piece	DKB300
DKBC500 / Piece	DKB500

Screw Connection Terminal Blocks



DKB200

Rated Data		UL	IEC
Rated Voltage	(V)	600	1000
Rated Current	(A)	230*	232*
Rated impulse voltage			8KV
Wire range (AWG/mm^2)		8~4/0	10~95
General Data			
Torque (N.m)		10	
Screw thread		M10	
Stripping length (mm)		24	
Insulation material		PC	
T / W (mm)		33 / 82	
H / H on TS-35		48 / 51.5	
Package		30	

Part number	Package
DKB200E-A	50
DKBC200-1000	1
TM-R200	10
TS-35 TS-35/15	20 10
#3 / 8.0 | DNT11-0208	



DKB300

Rated Data		UL	IEC
Rated Voltage	(V)	600	1000
Rated Current	(A)	380*	415*
Rated impulse voltage			8KV
Wire range (AWG/mm^2)		3/0~500 Kcmil	70~240
General Data			
Torque (N.m)		10	
Screw thread		M10	
Stripping length (mm)		30	
Insulation material		PC	
T / W (mm)		45 / 90	
H / H on TS-35		57 / 60.5	
Package		10	

Part number	Package
DKBC300	1
TM-R200	10
TS-35 TS-35/15	20 10
#3 / 8.0 | DNT11-0208	



DKB500

Rated Data		UL	IEC
Rated Voltage	(V)	1000	1000
Rated Current	(A)	475* (620*#)	520*
Rated impulse voltage			8KV
Wire range (AWG/mm^2)		350~750 Kcmil	150~300
General Data			
Torque (N.m)		10	
Screw thread		M16	
Stripping length (mm)		43	
Insulation material		PC	
T / W (mm)		60 / 111	
H / H on TS-35		78 / 81.5	
Package		6	

Part number	Package
DKBC500	1
TM-R200	10
TS-35 TS-35/15	20 10
2.0 x 24	

#2*350 Kcmil

Rated Data		UL	IEC
Rated Voltage	(V)		
Rated Current	(A)		
Rated impulse voltage			
Wire range (AWG/mm^2)			
General Data			
Torque (N.m)			
Screw thread			
Stripping length (mm)			
Insulation material			
T / W (mm)			
H / H on TS-35			
Package			

Part number	Package

Busbar Clamps

- Compact design of connection applicable to switchgears or panels.
- Grounding busbar terminal block can be individually installed on control panels or on DIN rail by mounting on busbar holder.



Busbar Clamps



It is often to locate the neutral conductor and the protective conductor together in the middle of switchgears and controllers. The busbar terminal blocks can connect lots of wires in a constrain space. In order to gather the neutral conductor and the protective conductor at the center, the DKZ series can be fitted by insulated cover to recognize a protective conductor easily, we can provide a yellow-green insulating cover. With insulated cover, it's obvious to identify each conductor.

DKZ

DKZ4		
Rated Data	**UL**	**IEC**
Rated Voltage (V)		
Rated Current (A)	30	41
Rated impulse voltage		
Wire range (AWG/mm^2)	20~10	0.5~6
Connection Capacity		
Max. Solid (mm^2)	6	
Max. Stranded (mm^2)	4	
General Data		
Torque (N.m)	1.2~2.4	
Screws	M4	
Stripping length (mm)	16	
TxHxW (mm)	7x23.5x16	
Package	200	
Accessories(TxHxW)mm	**Part number**	**Package**
Busbar holder	DSH1	50
	DSH2	50



DKZ4E		
Rated Data	**UL**	**IEC**
Rated Voltage (V)		
Rated Current (A)	30	41
Rated impulse voltage		
Wire range (AWG/mm^2)	20~10	0.5~6
Connection Capacity		
Max. Solid (mm^2)	6	
Max. Stranded (mm^2)	4	
General Data		
Torque (N.m)	1.2~2.4	
Screws	M4	
Stripping length (mm)	16	
TxHxW (mm)	7x25.8x26.5	
Package	100	
Accessories(TxHxW)mm	**Part number**	**Package**
Busbar holder	DSH1	50
	DSH2	50



DKZ4E-YG		
Rated Data	**UL**	**IEC**
Rated Voltage (V)		
Rated Current (A)	30	41
Rated impulse voltage		
Wire range (AWG/mm^2)	20~10	0.5~6
Connection Capacity		
Max. Solid (mm^2)	6	
Max. Stranded (mm^2)	4	
General Data		
Torque (N.m)	1.2~2.4	
Screws	M4	
Stripping length (mm)	16	
TxHxW (mm)	7x25.8x26.5	
Package	100	
Accessories(TxHxW)mm	**Part number**	**Package**
Busbar holder	DSH1	50
	DSH2	50
	DSHG	50



DKZ16		
Rated Data	**UL**	**IEC**
Rated Voltage (V)		
Rated Current (A)		
Rated impulse voltage		
Wire range (AWG/mm^2)	14~4	1.5~16
Connection Capacity		
Max. Solid (mm^2)	16	
Max. Stranded (mm^2)	16	
General Data		
Torque (N.m)	2~4	
Screws	M5	
Stripping length (mm)		
TxHxW (mm)	11.5x26.5x22	
Package	100	



DKZ35		
Rated Data	**UL**	**IEC**
Rated Voltage (V)		
Rated Current (A)	115	125
Rated impulse voltage		
Wire range (AWG/mm^2)	18~2	0.75~35
Connection Capacity		
Max. Solid (mm^2)	35	
Max. Stranded (mm^2)	35	
General Data		
Torque (N.m)	3.2~3.7	
Screws	M6	
Stripping length (mm)	15	
TxHxW (mm)	12x36.5x40	
Package	50	



DKZ35A		
Rated Data	**UL**	**IEC**
Rated Voltage (V)		
Rated Current (A)		
Rated impulse voltage		
Wire range (AWG/mm^2)	10~2	4~35
Connection Capacity		
Max. Solid (mm^2)	35	
Max. Stranded (mm^2)	35	
General Data		
Torque (N.m)	6	
Screws	M8	
Stripping length (mm)		
TxHxW (mm)	16x31.5x29	
Package	50	



DKZ70A		
Rated Data	**UL**	**IEC**
Rated Voltage (V)		
Rated Current (A)		
Rated impulse voltage		
Wire range (AWG/mm^2)	4~2/0	16~70
Connection Capacity		
Max. Solid (mm^2)	70	
Max. Stranded (mm^2)	70	
General Data		
Torque (N.m)	10	
Screws	M8	
Stripping length (mm)		
TxHxW (mm)	20.5x39x32	
Package	20	

Busbar Clamps & Busbar Holders



DKZ70B

Rated Data		UL	IEC
Rated Voltage	(V)		
Rated Current	(A)		
Rated impulse voltage			
Wire range	(AWG/mm²)	4~2/0	16~70
Connection Capacity			
Max. Solid	(mm²)		70
Max. Stranded	(mm²)		70
General Data			
Torque	(N.m)	10	
Screws		M8	
Stripping length	(mm)		
TxHxW	(mm)	20.5x44x32	
Package		40	

DKZ120

Rated Data		UL	IEC
Rated Voltage	(V)		
Rated Current	(A)		
Rated impulse voltage			
Wire range	(AWG/mm²)	4~250 (kcmil)	16~120
Connection Capacity			
Max. Solid	(mm²)		120
Max. Stranded	(mm²)		120
General Data			
Torque	(N.m)	15	
Screws		M10	
Stripping length	(mm)		
TxHxW	(mm)	23.5x43x36	
Package		20	

DSH1

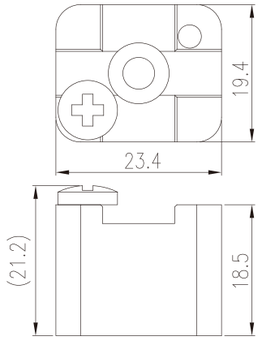

DSH2

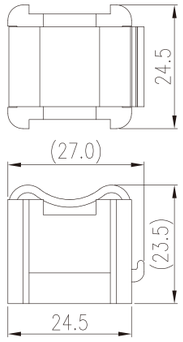

Part number	For	Package
DSH1	DKZ4, DKZ4E, DKZ4E-YG	50Pcs / Pkt
DSH2	DKZ4, DKZ4E, DKZ4E-YG	50Pcs / Pkt

DSHG

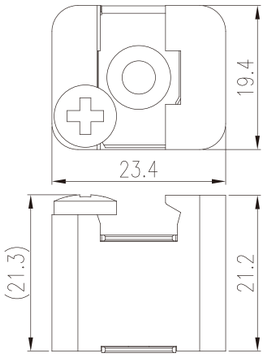

Part number	For	Package
DSHG	DKZ4E-YG	100Pcs / Pkt

Application



DINKLE Memo

Terminal Block

Wire-to-Wire



- Dinkle Wire-to-Wire connectors provide flexible solution and firm wire connection in variety applications e.g. automobile, conmmunication and data processing fields.
- Rated current range of 8A~76A meet the request from signal and power transmission. Compact design for high connection density in constrained space.
- Easy-latching flange design offers firm and user-friendly connection technology. PID & screw wiring types for option. UL 1059 & IEC 61984 compliance.

PID connection can connect wires without tool and saves much wiring time, and offers high density cnnection in constrained space.

Screw connection method is available from 8A to 76A and meets requirement of signal and power transmissions. With optional key code available to prevent from mismating.



Easy-latching flange design on both sides offer firm and user-friendly connection to make locking and unlocking more easily.

Push-in Design Connectors

0126-11XX adopts a long lever to operate spring clamp, which can completely release the connected wires without tool. The positions are available from 2 to 5 connection points, which can quickly connect multiple wires easily. Its compact design fits in limited space. 0126-11 series is compatible for building and building control applications such as alarm system, doorbells, door sensors and communi-cation systems.

PID Wire-to-Wire

0126-11XX

Rated Data		UL	IEC
Rated Voltage	(V)	600	450
Rated Current	(A)	20	32
Rated impulse voltage			4KV
Wire range (AWG/mm²)		24~12	0.2~4
Connection Capacity			
Max. Solid (mm²)		4	
Max. Stranded (mm²)		4	
General Data			
Stripping length	(mm)	11~12	
Insulation material		PC	
Pitch	(mm)	5.6	
H	(mm)	8.4	
W	(mm)	5.6*（P-1）+2	
L	(mm)	18.6	

Rated Data		UL	IEC
Rated Voltage	(V)		
Rated Current	(A)		
Rated impulse voltage			
Wire range (AWG/mm²)			
Connection Capacity			
Max. Solid (mm²)			
Max. Stranded (mm²)			
General Data			
Stripping length	(mm)		
Insulation material			
Pitch	(mm)		
H	(mm)		
W	(mm)		
L	(mm)		

Rated Data		UL	IEC
Rated Voltage	(V)		
Rated Current	(A)		
Rated impulse voltage			
Wire range (AWG/mm²)			
Connection Capacity			
Max. Solid (mm²)			
Max. Stranded (mm²)			
General Data			
Stripping length	(mm)		
Insulation material			
Pitch	(mm)		
H	(mm)		
W	(mm)		
L	(mm)		

Pole	P/N	Package
2	0126-1102	1000
3	0126-1103	500
4	0126-1104	500
5	0126-1105	280

Push-in Design Connectors

PID Wire-to-Wire can connect wires without tool. Its double layers design offers high density connection in constrained space. 4 conductors connection for small power distribution. Easy-latching flange design is able to be locked and unlocked easily.

PID Wire-to-Wire



0229-M5XXY

Rated Data		UL	IEC
Rated Voltage	(V)	300	320
Rated Current	(A)	12	14
Rated impulse voltage			2.5KV
Wire range	(AWG/mm²)	28~14	0.2~1.5
Connection Capacity			
Max. Solid (mm²)		1.5	
Max. Stranded (mm²)		1.5	
General Data			
Stripping length	(mm)	8~9	
Insulation material		PA	
Pitch	(mm)	5.08	
H (Socket)	(mm)	20.8	
W (Socket)	(mm)	5.08*(P/2)+9.46	
L (Socket)	(mm)	22.0	
H (Plug)	(mm)	0.8	
W (Plug)	(mm)	5.08*(P/2)+13.08	
L (Plug)	(mm)	25.7	
H (Combination)	(mm)	20.8	
W (Combination)	(mm)	5.08*(P/2)+13.08	
L (Combination)	(mm)	35.0	

Part number	Package

0161-12XXQK01

Rated Data		UL	IEC
Rated Voltage	(V)	300	600
Rated Current	(A)	15	18
Rated impulse voltage			4KV
Wire range	(AWG/mm²)	24~12	0.2~2.5
Connection Capacity			
Max. Solid (mm²)		2.5	
Max. Stranded (mm²)		2.5	
General Data			
Stripping length	(mm)	12~13	
Insulation material		PA	
Pitch	(mm)	5.00	
H (Socket)	(mm)	20.8	
W (Socket)	(mm)	(5*P+8)	
L (Socket)	(mm)	30.0	
H (Plug)	(mm)	20.8	
W (Plug)	(mm)	5*P+11.9	
L (Plug)	(mm)	29.65	
H (Combination)	(mm)	20.8	
W (Combination)	(mm)	(5*P+11.9)	
L (Combination)	(mm)	47.4	

Part number	Package
0227K1 / 0227K2L	100
1.0 x 5.5 | DNT11-0111	

Accessories

Key code (Plug / Socket)

Tool (mm)

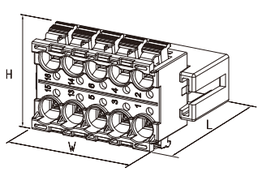

Pole	P/N	Package
4	0229-M504Y	20
6	0229-M506Y	20
10	0229-M510Y	10
16	0229-M516Y	10

Pole	P/N	Package
4	0161-1204QK01	20
6	0161-1206QK01	20
10	0161-1210QK01	10
16	0161-1216QK01	10

Screw Wire-to-Wire offers firm and stable wiring solution.
Wiring range is available from 1.5mm² to 16mm²
Accessory key code is able to prevent mismatching.

Screw Wire-to-Wire

Accessories

Key code (Plug / Socket)

Tool (mm)



Key Code

Screw Connection Connectors

ECSH381VM-XXPQK01

Rated Data		UL	IEC
Rated Voltage	(V)	300	320
Rated Current	(A)	8	8
Rated impulse voltage			2.5KV
Wire range	(AWG/mm²)	28~14	0.2~1.5
Connection Capacity			
Max. Solid (mm²)		1.5	
Max. Stranded (mm²)		1.5	
General Data			
Stripping length	(mm)	6~7	
Insulation material		PA	
Pitch	(mm)	3.81	
H (Socket)	(mm)	11.1	
W (Socket)	(mm)	3.81*P+10.59	
L (Socket)	(mm)	15.6	
H (Plug)	(mm)	11.15	
W (Plug)	(mm)	3.81*P+10.59	
L (Plug)	(mm)	17.9	
H (Combination)	(mm)	11.15	
W (Combination)	(mm)	3.81*P+10.59	
L (Combination)	(mm)	26.9	

Part number	Package
- / ECHK1	
0.6 x 3.5 | DNT11-0107	

Pole	P/N	Package
2	ECSH381VM-02PQK01	20
3	ECSH381VM-03PQK01	20
4	ECSH381VM-04PQK01	20
6	ECSH381VM-06PQK01	20
10	ECSH381VM-10PQK01	10
12	ECSH381VM-12PQK01	10
16	ECSH381VM-16PQK01	10

2ESDHM-XXPQK01

Rated Data		UL	IEC
Rated Voltage	(V)	300	600
Rated Current	(A)	12	12
Rated impulse voltage			4KV
Wire range	(AWG/mm²)	24~12	0.2~2.5
Connection Capacity			
Max. Solid (mm²)		2.5	
Max. Stranded (mm²)		2.5	
General Data			
Stripping length	(mm)	7~8	
Insulation material		PA	
Pitch	(mm)	5.08	
H (Socket)	(mm)	15.0	
W (Socket)	(mm)	5.08*P+10.16	
L(Socket)	(mm)	19.2	
H (Plug)	(mm)	15.0	
W (Plug)	(mm)	5.08*P+10.16	
L (Plug)	(mm)	18.0	
H (Combination)	(mm)	15.0	
W (Combination)	(mm)	5.08*P+10.16	
L (Combination)	(mm)	28.9	

Part number	Package
ESDK1 / EHDK1	
0.6 x 3.5 | DNT11-0107	

Pole	P/N	Package
2	2ESDHM-02PQK01	10
3	2ESDHM-03PQK01	10
4	2ESDHM-04PQK01	10
8	2ESDHM-08PQK01	10



3ESDHM-XXPQK01

Rated Data		UL	IEC
Rated Voltage	(V)	300	800
Rated Current	(A)	15	12
Rated impulse voltage			6KV
Wire range	(AWG/mm²)	24~12	0.2~2.5
Connection Capacity			
Max. Solid (mm²)		2.5	
Max. Stranded (mm²)		2.5	
General Data			
Stripping length	(mm)	7~8	
Insulation material		PA	
Pitch	(mm)	7.62	
H (Socket)	(mm)	15.0	
W (Socket)	(mm)	7.62*P+10.38	
L (Socket)	(mm)	19.2	
H (Plug)	(mm)	15.0	
W (Plug)	(mm)	7.62*P+10.58	
L (Plug)	(mm)	18.1	
H (Combination)	(mm)	15.0	
W (Combination)	(mm)	7.62*P+10.58	
L (Combination)	(mm)	28.7	

Part number	Package
ESDK1 / EHDK1	
0.6 x 3.5 | DNT11-0107	

Pole	P/N	Package
3	3ESDHM-03PQK01	5
4	3ESDHM-04PQK01	5

ECSH116M-XXPQK01

Rated Data		UL	IEC
Rated Voltage	(V)	600	1000
Rated Current	(A)	51	76
Rated impulse voltage			6KV
Wire range	(AWG/mm²)	16~6	0.5~16
Connection Capacity			
Max. Solid (mm²)		16	
Max. Stranded (mm²)		16	
General Data			
Stripping length	(mm)	14~15	
Insulation material		PA	
Pitch	(mm)	10.16	
H (Socket)	(mm)	28.5	
W (Socket)	(mm)	10.16*P+17.36	
L (Socket)	(mm)	44.1	
H (Plug)	(mm)	28.0	
W (Plug)	(mm)	10.16*P+17.76	
L(Plug)	(mm)	39.0	
H (Combination)	(mm)	28.5	
W (Combination)	(mm)	10.16*P+17.76	
L (Combination)	(mm)	68.3	

Part number	Package
ECHK2 / ECHK2	
1.0 x 5.5 | DNT11-0111	

Pole	P/N	Package
3	ECSH116VM-03PQK01	5
4	ECSH116VM-04PQK01	5

DIN Rail Connectors

The modular terminal block is to interconnect switch cabinet with higher capacities.

2EHDRD-XXP & 2EHDRDM-XXP with foot element for mounting on the TS-35 DIN rail. They can be combined with plugs shown as table below.

2EHDRD..

Accessories

Key code

DIN rail

Tool (mm)



2EHDRD-XXP

Rated Data		UL	IEC
Rated Voltage	(V)	300	250
Rated Current	(A)	12	12
Rated impulse voltage			4KV
Wire range	(AWG/mm^2)	24~12	0.5~2.5
Connection Capacity			
Max. Solid	(mm^2)		2.5
Max. Stranded	(mm^2)		2.5
General Data			
Torque	(N.m)	0.6	
Screws		M2.5	
Stripping length	(mm)	7~8	
Insulation material		PA	
Number of position		02~20P	

Part number	Package
EHDK1	100
TS-35 TS-35/15	20 10
0.6 x 3.5 | DNT11-0107	

Dimension

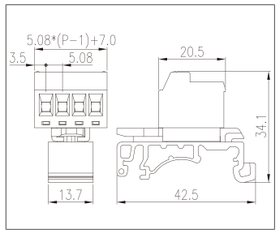

Compatible Plug	Key Code
2ESV-XXP	ESDK1
2ESR-XXP	ESDK1
2ESDV-XXP	ESDK1
2ESDF-XXP	ESDK1
2ESDP-XXP	ESDK1

2EHDRDM-XXP

Rated Data		UL	IEC
Rated Voltage	(V)	300	250
Rated Current	(A)	12	12
Rated impulse voltage			4KV
Wire range	(AWG/mm^2)	24~12	0.5~2.5
Connection Capacity			
Max. Solid	(mm^2)		2.5
Max. Stranded	(mm^2)		2.5
General Data			
Torque	(N.m)	0.6	
Screws		M2.5	
Stripping length	(mm)	7~8	
Insulation material		PA	
Number of position		02~20P	

Part number	Package
EHDK1	100
TS-35 TS-35/15	20 10
0.6 x 3.5 | DNT11-0107	

Dimension

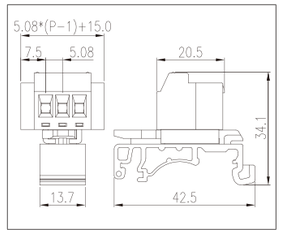

Compatible Plug	Key Code
2ESVM-XXP	ESDK1
2ESRM-XXP	ESDK1
2ESDVM-XXP	ESDK1
2ESDFM-XXP	ESDK1
2ESDPM-XXP	ESDK1

2ESV

2ESVM

2ESDV

2ESDVM

DINKLE Memo

Terminal Block

Panel Installation Terminal Blocks

- Panel installation terminal blocks offer solution at the current range of 15A~150A.
- DKB series is a screw connection design to offer stable connection for power transmission.
- DKUP series is a special design stud terminal block with the screw nut kept in the top cover guided by spring.
- The nut pop-up design generates a wire-ready status which can save time of loosening the screw and provide secured fastening. Only 2 screws can completely install the terminal block.

Panel Installation Terminal Blocks Introduction



Panel installation barrier terminal blocks are available to offer the current range of 15A~500A.

DKB series adopts screw connection structure, which benefit is stable connections.

DKU series is a quick wiring structure with the special upper cover design to allow the screws kept in the upper cover after releasing the connection, thus the terminal block generates a wire-ready status, which can prevent the screws from being lost and save the wiring time.

Apply on panel installation, the terminal block can be quickly fixed on the panel by only 2 pcs of screws.

TM-R100 continuous flat marking label can be cut by customers according to needed length. Flexible marking system offers easy identification during wiring. CSK series insertion bridge is for easy and complete short circuits.

DKUP series is a special structure with a nut guided by a spring on the top cover and then generates a wire-ready status to save the time of loosening screw, which can also prevent the loss of screw.

The DKB..N series applies screw structure and allow the connection by ring or fork lug to secure the reliable wiring. the product is compact and optimize space utitiy.

The product is available from 10~500A. With the support of flexible marking system, identification can be easily made during the wiring process. Panel mounting structure is also available in order to locate the wiring at different places.

IP20

Designed with spring guided system, the screws can be poped up to allow ring or fork cable lug easily inserted and installed without entirely removing the screws and washer.

DKUP..-XXPK series offers 02P ~ 12P, pre-installed with printed marking labels. CSK11 jumper is also available for short circuit or power distribution applications.

DKUP..-XXPK

Accessories

Insertion bridge

Continuous flat marking label (Center / Outer) 1 2 3 4 5

Tool (mm)



DKUP15-XXPK

Rated Data		UL	IEC
Rated Voltage	(V)	600	630
Rated Current	(A)	15	17.5
Rated impulse voltage			8KV
Wire range	(AWG/mm²)	26~14	0.2~1.5
Ring / Fork Cable Lugs			
Hole diameter min (mm)		3.2	
Cable lug connection width,max (mm)		6	
General Data			
Torque (N.m)		0.6~1.0	
Screw thread		M3	
Insulation material		PC	
T x W x H (mm)		7 x 36.5 x 28	

Part number	Package
CSK11-15XX-A	50
CSK11-15XX-A-RD	50
CSK11-15XX-A-BL	50
TM-R100 / TM-R100	10
#0 / 3.0 | DNT11-0201	

DKUP20-XXPK

Rated Data		UL	IEC
Rated Voltage	(V)	600	630
Rated Current	(A)	20	24
Rated impulse voltage			8KV
Wire range	(AWG/mm²)	26~12	0.2~2.5
Ring / Fork Cable Lugs			
Hole diameter min (mm)		3.7	
Cable lug connection width,max (mm)		7.2	
General Data			
Torque (N.m)		1.0~1.3	
Screw thread		M3.5	
Insulation material		PC	
T x W x H (mm)		8.2 x 36.5 x 28	

Part number	Package
CSK11-20XX-A	50
CSK11-20XX-A-RD	50
CSK11-20XX-A-BL	50
TM-R100 / TM-R100	10
#0 / 3.0 | DNT11-0201	



DKUUP20-XXPK

Rated Data		UL	IEC
Rated Voltage	(V)	600	630
Rated Current	(A)	20	24
Rated impulse voltage			8KV
Wire range	(AWG/mm²)	26~12	0.2~2.5
Ring / Fork Cable Lugs			
Hole diameter min (mm)		3.7	
Cable lug connection width,max (mm)		7.2	
General Data			
Torque (N.m)		1.0~1.3	
Screw thread		M3.5	
Insulation material		PC	
T x W x H (mm)		8.2 x 71 x 48.5	

Part number	Package
CSK11-2002-A	100
CSK11-2003-A	100
CSK11-2006-A	50
CSK11-2020-A	20
TM-R100 / TM-R100	10
#0 / 3.0 | DNT11-0201	

Dimension

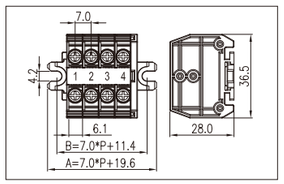

Part number	Package
DKUP15-02PK	50
DKUP15-03PK	50
DKUP15-04PK	20
DKUP15-12PK	20

Dimension

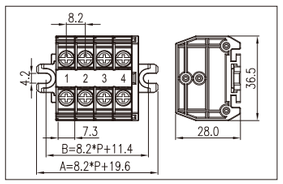

Part number	Package
DKUP20-02PK	50
DKUP20-03PK	50
DKUP20-04PK	20
DKUP20-12PK	20

Dimension

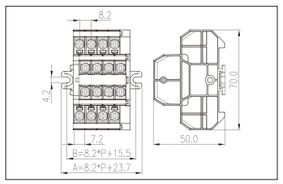

Part number	Package
DKUUP20-02PK	50
DKUUP20-03PK	50
DKUUP20-04PK	20
DKUUP20-12PK	20

DKUP30-XXPK

Rated Data		UL	IEC
Rated Voltage	(V)	600	630
Rated Current	(A)	30	32
Rated impulse voltage			8KV
Wire range	(AWG/mm²)	26~10	0.2~4
Ring / Fork Cable Lugs			
Hole diameter min (mm)		4.3	
Cable lug connection width,max (mm)		9.5	
General Data			
Torque (N.m)		1.2~2.0	
Screw thread		M4	
Insulation material		PC	
T x W x H (mm)		10.5 x 36.5 x 30	

Part number	Package
CSK11-30XX-A	50
CSK11-30XX-A-RD	50
CSK11-30XX-A-BL	50
TM-R100 / TM-R100	10
#1 / 5.0 | DNT11-0202	

DKUP40-XXPK

Rated Data		UL	IEC
Rated Voltage	(V)	600	630
Rated Current	(A)	45	41
Rated impulse voltage			8KV
Wire range	(AWG/mm²)	24~8	0.2~6
Ring / Fork Cable Lugs			
Hole diameter min (mm)		4.3	
Cable lug connection width,max (mm)		9.8	
General Data			
Torque (N.m)		1.2~2.0	
Screw thread		M4	
Insulation material		PC	
T x W x H (mm)		11 x 41 x 34	

Part number	Package
CSK11-4002-A	50
CSK11-4003-A	50
TM-R100 / TM-R100	10
#1 / 5.0 | DNT11-0202	

DKUP60-XXPK

Rated Data		UL	IEC
Rated Voltage	(V)	600	630
Rated Current	(A)	60	76
Rated impulse voltage			8KV
Wire range	(AWG/mm²)	20~6	0.5~16
Ring / Fork Cable Lugs			
Hole diameter min (mm)		5.3	
Cable lug connection width,max (mm)		12	
General Data			
Torque (N.m)		2.6~3.7	
Screw thread		M5	
Insulation material		PC	
T x W x H (mm)		14 x 44.5 x 39	

Part number	Package
CSK11-6002-A	50
CSK11-6003-A	50
TM-R100 / TM-R100	10
#1 / 5.0 | DNT11-0202	

Rated Data		UL	IEC
Rated Voltage	(V)		
Rated Current	(A)		
Rated impulse voltage			
Wire range	(AWG/mm²)		
Ring / Fork Cable Lugs			
Hole diameter min (mm)			
Cable lug connection width,max (mm)			
General Data			
Torque (N.m)			
Screw thread			
Insulation material			
T x W x H (mm)			

Part number	Package

Dimension

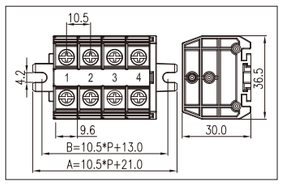

Part number	Package
DKUP30-02PK	50
DKUP30-03PK	50
DKUP30-04PK	20
DKUP30-12PK	20

Dimension

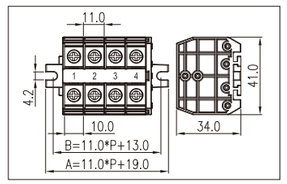

Part number	Package
DKUP40-02PK	20
DKUP40-03PK	20
DKUP40-04PK	10
DKUP40-12PK	10

Dimension

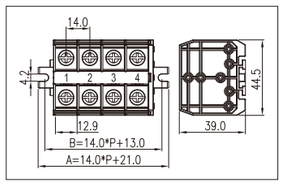

Part number	Package
DKUP60-02PK	20
DKUP60-03PK	20
DKUP60-04PK	10
DKUP60-12PK	10

Screw Connection Terminal Blocks

Compact housing design, small volume without compromising its electrical specifications, suitable for applications in limited space.

DKB..N-XXPCK series offers from 02P to 12P, equipped with transparent cover on top and pre-installs the printed marking labels. CSK11 jumpers is also available for short circuit or power distribution application.

DKB..N-XXPCK

Accessories

Cover

Insertion bridge

Continuous flat marking label

Tool (mm)

DKB15N-XXPCK		
Rated Data	**UL**	**IEC**
Rated Voltage (V)	600	630
Rated Current (A)	15	17.5
Rated impulse voltage		8KV
Wire range (AWG/mm²)	26~14	0.2~1.5
Ring / Fork Cable Lugs		
Hole diameter min (mm)	3.2	
Cable lug connection width,max (mm)	6	
General Data		
Torque (N.m)	0.6~1.0	
Screw thread	M3	
Stripping length (mm)		
Insulation material	PC	
T x W x H (mm)	7 x 36.5 x 26.2	
Part number		**Package**
DKBC10-1000		1
CSK11-1502-A CSK11-1503-A CSK11-1506-A CSK11-1520-A		100 100 50 20
TM-R100		10
#0 / 3.0 | DNT11-0201		



DKBB10-XXPCK		
Rated Data	**UL**	**IEC**
Rated Voltage (V)	600	800
Rated Current (A)	15	24
Rated impulse voltage		8KV
Wire range (AWG/mm²)	22~14	0.34~2.5
Ring / Fork Cable Lugs		
Hole diameter min (mm)	3.2	
Cable lug connection width,max (mm)	7.2	
General Data		
Torque (N.m)	0.5	
Screw thread	M3	
Stripping length (mm)	8	
Insulation material	PC	
T x W x H (mm)	8.8 x 57 x 55.2	
Part number		**Package**
DKBC10-1000 DKBBC10-1000		1 1
CSK01-10XX-A CSK01-10XX-B CSK02-10XX-A CSK02-10XX-B		50 50 50 50
TM-R100		10
2.0 x 24		

DKB20N-XXPCK		
Rated Data	**UL**	**IEC**
Rated Voltage (V)	600	630
Rated Current (A)	20	24
Rated impulse voltage		8KV
Wire range (AWG/mm²)	26~12	0.2~2.5
Ring / Fork Cable Lugs		
Hole diameter min (mm)	3.7	
Cable lug connection width,max (mm)	7.2	
General Data		
Torque (N.m)	0.8~1	
Screw thread	M3.5	
Stripping length (mm)		
Insulation material	PC	
T x W x H (mm)	8.2 x 36.5 x 26.2	
Part number		**Package**
DKBC10-1000		1
CSK11-2002-A CSK11-2003-A CSK11-2006-A CSK11-2020-A		100 100 50 20
TM-R100		10
#0 / 3.0 | DNT11-0201		

Dimension

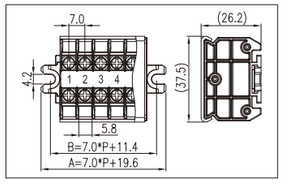

Part number	Package
DB15N-02PCK	50
DB15N-03PCK	50
DB15N-04PCK	20
DB15N-12PCK	20

Dimension

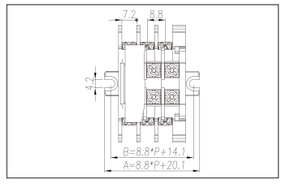

Part number	Package
DKBB10-02PCK	20
DKBB10-03PCK	10
DKBB10-04PCK	10
DKBB10-10PCK	10

Dimension

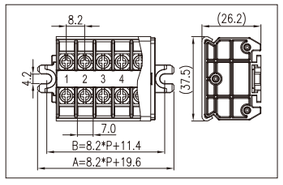

Part number	Package
DB20N-02PCK	50
DB20N-03PCK	50
DB20N-04PCK	20
DB20N-12PCK	20

Screw Connection Terminal Blocks

DKB30N-XXPCK		
Rated Data	**UL**	**IEC**
Rated Voltage (V)	600	630
Rated Current (A)	30	32
Rated impulse voltage		8KV
Wire range (AWG/mm²)	26~10	0.2~4
Ring / Fork Cable Lugs		
Hole diameter min (mm)	4.3	
Cable lug connection width,max (mm)	9.5	
General Data		
Torque (N.m)	1.2~1.5	
Screw thread	M4	
Stripping length (mm)		
Insulation material	PC	
T x W x H (mm)	10.5 x 36.5 x 27.7	
Part number		**Package**
DKBC10-1000		1
CSK11-3002-A CSK11-3003-A CSK11-3006-A CSK11-3010-A		100 100 50 20
TM-R100		10
#1 / 5.0 | DNT11-0202		

DKB40N-XXPCK		
Rated Data	**UL**	**IEC**
Rated Voltage (V)	600	630
Rated Current (A)	45	41
Rated impulse voltage		8KV
Wire range (AWG/mm²)	24~8	0.2~6
Ring / Fork Cable Lugs		
Hole diameter min (mm)	4.3	
Cable lug connection width,max (mm)	9.8	
General Data		
Torque (N.m)	1.2~1.5	
Screw thread	M4	
Stripping length (mm)		
Insulation material	PC	
T x W x H (mm)	11 x 41 x 31.2	
Part number		**Package**
DKBC10-1000		1
CSK11-4002-A CSK11-4003-A		50 50
TM-R100		10
#1 / 5.0 | DNT11-0202		

DKB60N-XXPCK		
Rated Data	**UL**	**IEC**
Rated Voltage (V)	600	630
Rated Current (A)	60	76
Rated impulse voltage		8KV
Wire range (AWG/mm²)	20~6	0.5~16
Ring / Fork Cable Lugs		
Hole diameter min (mm)	5.3	
Cable lug connection width,max (mm)	12	
General Data		
Torque (N.m)	1.6~1.8	
Screw thread	M5	
Stripping length (mm)		
Insulation material	PC	
T x W x H (mm)	14 x 44.5 x 37	
Part number		**Package**
DKBC60N-1000		1
CSK11-6002-A CSK11-6003-A		50 50
TM-R100		10
#1 / 5.0 | DNT11-0202		

Rated Data	**UL**	**IEC**
Rated Voltage (V)		
Rated Current (A)		
Rated impulse voltage		
Wire range (AWG/mm²)		
Ring / Fork Cable Lugs		
Hole diameter min (mm)		
Cable lug connection width,max (mm)		
General Data		
Torque (N.m)		
Screw thread		
Insulation material		
T x W x H (mm)		
Part number		**Package**

Dimension

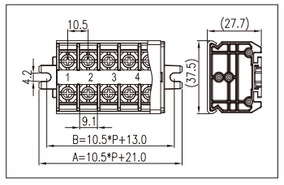

Part number	Package
DB30N-02PCK	50
DB30N-03PCK	50
DB30N-04PCK	20
DB30N-12PCK	20

Dimension

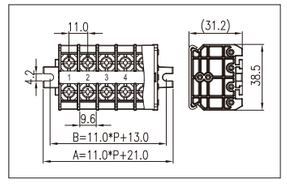

Part number	Package
DKB40N-02PCK	20
DKB40N-03PCK	20
DKB40N-04PCK	10
DKB40N-12PCK	10

Dimension

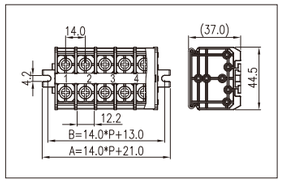

Part number	Package
DKB60N-02PCK	20
DKB60N-03PCK	20
DKB60N-04PCK	10
DKB60N-12PCK	10

Screw Connection Terminal Blocks

DKB...-XXPCK series offers high rated current solutions with 6 options from 85A to 620A.

Screw connection method provide a stable wiring solution that is easy to install and flexible to assemble.

DKB..-XXPCK

Accessories

Cover

Insertion bridge

Continuous flat marking label

Tool (mm)

*To be used with ring or fork terminal on the end of the conductor before wiring.

DKB80-XXPCK

Rated Data		UL	IEC
Rated Voltage	(V)	600	800
Rated Current	(A)	85	101
Rated impulse voltage			8KV
Wire range (AWG/mm²)		18~4	0.75~25
General Data			
Torque (N.m)		4	
Screw thread		M6	
Stripping length (mm)		18	
Insulation material		PC	
T x W x H (mm)		19 x 54 x 38	

Part number	Package
DKBC60-1000	1
CSK01-60XX-A	50
CSK01-60XX-B	50
CSK02-60XX-A	50
CSK02-60XX-B	50
TM-R200	10
#2 / 6.0 | DNT11-0205	

Dimension

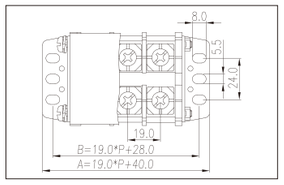

Part number	Package
DKB80-02PCK	10
DKB80-03PCK	10
DKB80-04PCK	10
DKB80-10PCK	10



DKB100-XXPCK

Rated Data		UL	IEC
Rated Voltage	(V)	600	800
Rated Current	(A)	115 (200*)	150*
Rated impulse voltage			8KV
Wire range (AWG/mm²)		8~3/0	10~50
General Data			
Torque (N.m)		8	
Screw thread		M8	
Stripping length (mm)		20	
Insulation material		PC	
T x W x H (mm)		25 x 62 x 44.7	

Part number	Package
DKBC100-1000	1
TM-R200	10
#3 / 8.0 | DNT11-0208	

Dimension

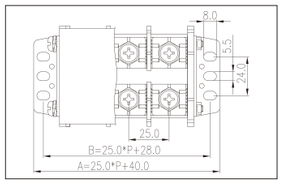

Part number	Package
DKB100-02PCK	10
DKB100-03PCK	10
DKB100-04PCK	10
DKB100-10PCK	5

DKB150-XXPCK

Rated Data		UL	IEC
Rated Voltage	(V)	600	1000
Rated Current	(A)	190*	192*
Rated impulse voltage			8KV
Wire range (AWG/mm²)		8~3/0	10~70
General Data			
Torque (N.m)		8	
Screw thread		M8	
Stripping length (mm)		20	
Insulation material		PC	
T x W x H (mm)		27 x 70 x 46.2	

Part number	Package
DKBC150-1000	1
TM-R200	10
#3 / 8.0 | DNT11-0208	

Dimension

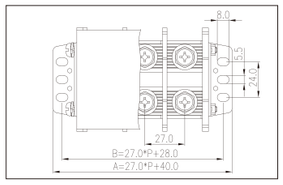

Part number	Package
DKB150-02PCK	10
DKB150-03PCK	10
DKB150-04PCK	10
DKB150-10PCK	10

Screw Connection Terminal Blocks



DKB200-XXPCK

Rated Data		UL	IEC
Rated Voltage	(V)	600	1000
Rated Current	(A)	230*	232*
Rated impulse voltage			8KV
Wire range (AWG/mm²)		8~4/0	10~95
General Data			
Torque (N.m)		10	
Screw thread		M10	
Stripping length (mm)		24	
Insulation material		PC	
T x W x H (mm)		33 x 82 x 48	

Part number	Package
DKBC200-1000	1
TM-R200	10
#3 / 8.0 | DNT11-0208	

Dimension

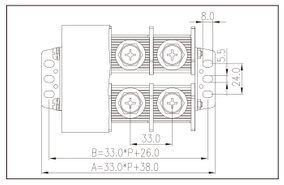

Part number	Package
DKB200-02PCK	10
DKB200-03PCK	10
DKB200-04PCK	10
DKB200-10PCK	5

DKB300-XXPCK

Rated Data		UL	IEC
Rated Voltage	(V)	600	1000
Rated Current	(A)	380*	415*
Rated impulse voltage			8KV
Wire range (AWG/mm²)		3/0~500 Kcmil	70~240
General Data			
Torque (N.m)		10	
Screw thread		M10	
Stripping length (mm)		30	
Insulation material		PC	
T x W x H (mm)		45 x 90 x 58.5	

Part number	Package
DKBC300	1
TM-R200	10
#3 / 8.0 | DNT11-0208	

Dimension

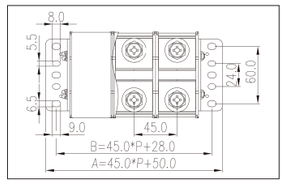

Part number	Package
DKB300-02PCK	10
DKB300-03PCK	10
DKB300-04PCK	10
DKB300-10PCK	3

DKB500-XXPCK

Rated Data		UL	IEC
Rated Voltage	(V)	1000	1000
Rated Current	(A)	475* (620*#)	520*
Rated impulse voltage			8KV
Wire range (AWG/mm²)		350~750 Kcmil	150~300
General Data			
Torque (N.m)		10	
Screw thread		M16	
Stripping length (mm)		43	
Insulation material		PC	
T x W x H (mm)		60 x 111 x 79.5	

Part number	Package
DKBC500	1
TM-R200	10
2.0 x 24	

#2*300 Kcmil

Dimension

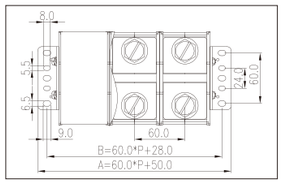

Part number	Package
DKB500-02PCK	1
DKB500-03PCK	1
DKB500-04PCK	1
DKB500-10PCK	5

Rated Data		UL	IEC
Rated Voltage	(V)		
Rated Current	(A)		
Rated impulse voltage			
Wire range (AWG/mm²)			
General Data			
Torque (N.m)			
Screw thread			
Stripping length (mm)			
Insulation material			
T x W x H (mm)			

Part number	Package

Feed-Through Panel Type Terminal Blocks

- Suitable for the application in the lower power spectrum to connect to small motors.
- PM..N series are available to apply in power distribution in various position combination.
- Compact design applies in constrained space.
- Accessories including marking labels, bridges, and partition plates, that can meet various requirements.

Panel Type Terminal Blocks Introduction

For the application in the lower power spectrum to connect to small motors.

Apply in power distribution in various position combination.

Compact design applies in constrained space.

Easy-latching flange design on both sides offers firm and user-friendly connection to make locking and unlocking more easy.

Available in spring clamp and screw types, offer firm and durable connection even in vibrating applications. It meets requests from signal and power transmission.



Compact design offers high density wiring connection in constrained space. Available in 8A~76A to meet requests from various applications.

Suitable for the application in the lower power spectrum to connect to small motors.

PM(M)2.5WN series are available to apply in power distribution with 2& 4 wirings for options.

Compact design of Spring clamp design for anti-vibration. Available accessories include insertion bridges and marking labels.

PM..WN

PM2.5WN-XXP

Rated Data		UL	IEC
Rated Voltage	(V)	600	800
Rated Current	(A)	20	24
Rated impulse voltage			8KV
Wire range	(AWG/mm²)	28~12	0.5~2.5
Connection Capacity			
Max. Solid	(mm²)		4
Max. Stranded	(mm²)		2.5
General Data			
Torque	(N.m)		
Screws			
Stripping length	(mm)	8~10	
Insulation material		PA	
T x H x W	(mm)	5.1 x 22 x 32	
Package		100	

Color	Part number	Package
■	PM2.5WN-02P...12P-RD	50
■	PM2.5WN-02P...12P-BL	50
■	PM2.5WN-02P...12P-YG	50

Part number	Package
PM2.5WNCA	50
PM2.5WNCB	50
TM42W	10
0.4 x 2.5 | DNT11-0102	

PMM2.5WN-XXP

Rated Data		UL	IEC
Rated Voltage	(V)	600	800
Rated Current	(A)	20	24
Rated impulse voltage			8KV
Wire range	(AWG/mm²)	28~12	0.5~2.5
Connection Capacity			
Max. Solid	(mm²)		4
Max. Stranded	(mm²)		2.5
General Data			
Torque	(N.m)		
Screws			
Stripping length	(mm)	8~10	
Insulation material		PA	
T x H x W	(mm)	10 x 22 x 32	
Package		100	

Color	Part number	Package
■	PMM2.5WN-02P...11P-RD	50
	PMM2.5WN-12P-RD	20
■	PMM2.5WN-02P...11P-BL	50
	PMM2.5WN-12P-BL	20
■	PMM2.5WN-02P...11P-YG	50
	PMM2.5WN-12P-YG	20

Part number	Package
PM2.5WNCA	50
PM2.5WNCB	50
TM42W	10
0.4 x 2.5 | DNT11-0102	

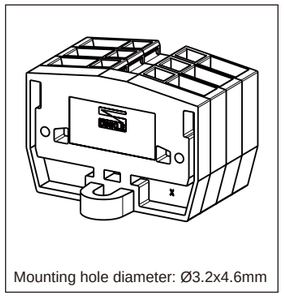

PM2.5WNH1-XXP

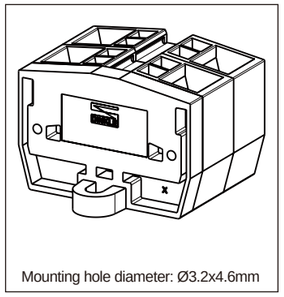

PMM2.5WNH1-XXP

Accessories

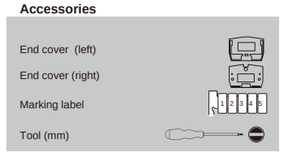

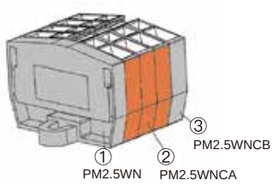

Dimension

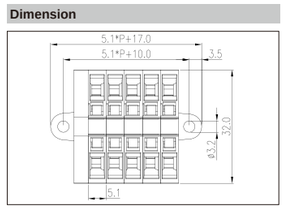

Dimension

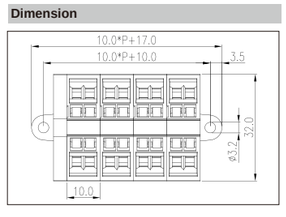

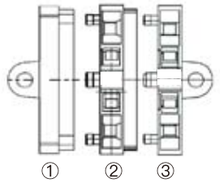

Assembled blocks	End cover	Single block	End cover with spring clamp
PM2.5WN-XXP	PM2.5WNCA	PM2.5WN	PM2.5WNCB
PMM2.5WN-XXP	PMM2.5WNCA	PMM2.5WN	PMM2.5WNCB

Compact design for panel mounting by flanges.

Spring clamp design wiring structure for anti-vibration.

Standard 2&4 wirings per connection points are availalble.

Available accessories include insertion bridges and marking labels.

Design is compliant with IEC 60947-4-1 and UL 1059.

PM..WS..



PM2.5WS-XXP / PM2.5WSA-XXP

Rated Data		UL	IEC
Rated Voltage	(V)	600	630
Rated Current	(A)	25	24
Rated impulse voltage			8KV
Wire range	(AWG/mm²)	28~12	0.5~2.5
Connection Capacity			
Max. Solid	(mm²)		2.5
Max. Stranded	(mm²)		2.5
General Data			
Torque	(N.m)		
Screws			
Stripping length	(mm)	7~8	
Insulation material		PA	
T x H x W (PM2.5WS)	(mm)	6 x 18 x 28	
T x H x W (PM2.5WSA)	(mm)	6 x 23.3 x 28	
Package		100	

Color	Part number	Package
■	PM2.5WS-01P~12P-OR	50
■	PM2.5WS-01P~12P-YG	50

Part number	Package
PM2.5WSC	50
DS-204	50
TM42W	10
PMH	50
0.4 x 2.5 | DNT11-0102	



PMM2.5WS-XXP / PMM2.5WSA-XXP

Rated Data		UL	IEC
Rated Voltage	(V)	600	630
Rated Current	(A)	25	24
Rated impulse voltage			8KV
Wire range	(AWG/mm²)	28~12	0.5~2.5
Connection Capacity			
Max. Solid	(mm²)		2.5
Max. Stranded	(mm²)		2.5
General Data			
Torque	(N.m)		
Screws			
Stripping length	(mm)	7~8	
Insulation material		PA	
T x H x W (PMM2.5WS)	(mm)	10 x 18 x 28	
T x H x W (PMM2.5WSA)	(mm)	10 x 23.3 x 28	
Package		100	

Color	Part number	Package
■	PMM2.5WS-01P~11P-OR	50
	PMM2.5WN-12P-RD	20
■	PMM2.5WS-01P~11P-YG	50
	PMM2.5WS-12P-YG	20

Part number	Package
PM2.5WSC	50
DS-204	50
TM42W	10
PMH	50
0.4 x 2.5 | DNT11-0102	

Rated Data		UL	IEC
Rated Voltage	(V)		
Rated Current	(A)		
Rated impulse voltage			
Wire range	(AWG/mm²)		
Connection Capacity			
Max. Solid	(mm²)		
Max. Stranded	(mm²)		
General Data			
Torque	(N.m)		
Screws			
Stripping length	(mm)		
Insulation material			
TxHxW	(mm)		
TxHxW	(mm)		
Package			

Color	Part number	Package

Part number	Package

Accessories

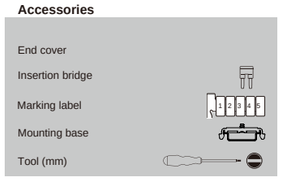

Dimension

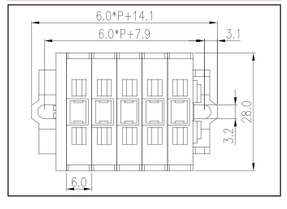

Dimension

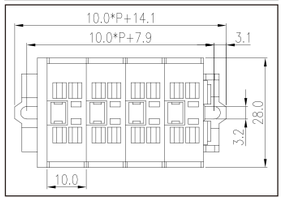

Assembled blocks	End cover	Single block	End cover with spring clamp
PM2.5WS-XXP	PM2.5WSC	PM2.5WS	-
PM2.5WSA-XXP	PM2.5WSC	PM2.5WSA	-
PMM2.5WS-XXP	PM2.5WSC	PMM2.5WS	-
PMM2.5WSA-XXP	PM2.5WSC	PMM2.5WSA	-

Screw Connection Panel Type Terminal Blocks

Suitable for the application in the lower power spectrum to connect to small motors.

PM..N-XXP series are available to apply in power distribution in various position combination.

Compact design suitable for constrained space. Accessories include marking labels, bridges, and partition plates, that can meet various requirements.

PM..N-XXP



PM2.5N-XXP

Rated Data		UL	IEC
Rated Voltage	(V)	300	500
Rated Current	(A)	20	24
Rated impulse voltage			6KV
Wire range	(AWG/mm²)	22~12	0.34~2.5
Connection Capacity			
Max. Solid	(mm²)		4
Max. Stranded	(mm²)		2.5
General Data			
Torque	(N.m)	0.39	
Screws		M2.5	
Stripping length	(mm)	6~8	
Insulation material		PA	
T x H x W	(mm)	5.1 x 20 x 22	
Package		100	

Color	Part number	Package
■	PM2.5N-01P...12P-OR	50
■	PM2.5NG-01P...12P	50

Part number	Package
PM2.5NC	50
CSC-2.502PS CSC-2.505PS	2~4P/50 5~10P/10
TM42W	10
TM-R100	10
PMH	50
#0/3.0 | DNT11-0201	



PM4N-XXP

Rated Data		UL	IEC
Rated Voltage	(V)	300	500
Rated Current	(A)	30	32
Rated impulse voltage			6KV
Wire range	(AWG/mm²)	22~10	0.5~4
Connection Capacity			
Max. Solid	(mm²)		6
Max. Stranded	(mm²)		4
General Data			
Torque	(N.m)	0.49	
Screws		M3	
Stripping length	(mm)	6~8	
Insulation material		PA	
T x H x W	(mm)	6.1 x 23 x 22	
Package		100	

Color	Part number	Package
■	PM4N-01P...12P-OR	50
■	PM4NG-01P...12P	50

Part number	Package
PM4NC	50
CSC-402PS CSC-410PS	2~4P/50 5~10P/10
TM43W	10
TM-R100	10
PMH	50
#0/3.0 | DNT11-0201	



PM6N-XXP

Rated Data		UL	IEC
Rated Voltage	(V)	300	500
Rated Current	(A)	65	41
Rated impulse voltage			6KV
Wire range	(AWG/mm²)	20~6	0.5~6
Connection Capacity			
Max. Solid	(mm²)		10
Max. Stranded	(mm²)		6
General Data			
Torque	(N.m)	1.18	
Screws		M4	
Stripping length	(mm)	9~11	
Insulation material		PA	
T x H x W	(mm)	8 x 29.8 x 30	
Package		100	

Color	Part number	Package
■	PM6N-01P...09P-OR	50
	PM6N-10P...12P-OR	20
■	PM6NG-01P...09P	50
	PM6NG-10P...12P	20

Part number	Package
PM6NC	50
CSC-602PS CSC-610PS	2~4P/50 5~10P/10
TM49W	10
TM-R200	10
PMH	50
#0/3.0 | DNT11-0201	

Accessories

End cover

Insertion bridge

Marking label

Continuous flat marking label

Mounting base

Tool (mm)

Dimension

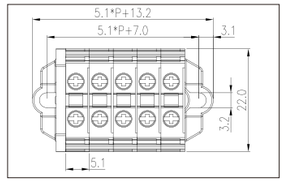

Dimension

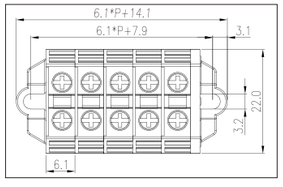

Dimension

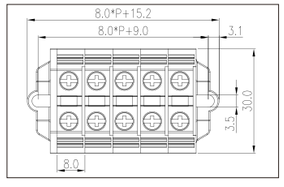

Assembled blocks	End cover	Single block	End cover with spring clamp
PM2.5N-XXP	PM2.5NC	PM2.5N	-
PM4N-XXP	PM4NC	PM4N	-
PM6N-XXP	PM6NC	PM6N	-

Screw Connection Panel Type Terminal Blocks



PM6H-XXP

Rated Data		UL	IEC
Rated Voltage	(V)	300	800
Rated Current	(A)	50	57
Rated impulse voltage			8KV
Wire range	(AWG/mm²)	20~8	0.5~4
Connection Capacity			
Max. Solid	(mm²)		4
Max. Stranded	(mm²)		4
General Data			
Torque	(N.m)	0.9~1.2	
Screws		M4	
Stripping length	(mm)	9~10	
Insulation material		PA	
T x H x W	(mm)	13.5 x 25.5 x 25.6	
Package		100	

Color	Part number	Package

Part number	Package
#2 / 6.0 | DNT11-0205	



PM10-XXP

Rated Data		UL	IEC
Rated Voltage	(V)	300	400
Rated Current	(A)	45	57
Rated impulse voltage			6KV
Wire range	(AWG/mm²)	22~8	0.5~10
Connection Capacity			
Max. Solid	(mm²)		10
Max. Stranded	(mm²)		10
General Data			
Torque	(N.m)	1.75	
Screws		M4	
Stripping length	(mm)	12~13	
Insulation material		PA	
T x H x W	(mm)	8.2 x 31 x 30	
Package		100	

Color	Part number	Package
■	PM10-01P...09P-OR	50
	PM10-10P...12P-OR	20

Part number	Package
PM10C	50
TM44W	10
TM-R100	10
1.0x5.5 | DNT11-0111	



PM16H-XXP

Rated Data		UL	IEC
Rated Voltage	(V)	600	630
Rated Current	(A)	100	76
Rated impulse voltage			6KV
Wire range	(AWG/mm²)	14~3	1.5~16
Connection Capacity			
Max. Solid	(mm²)		16
Max. Stranded	(mm²)		16
General Data			
Torque	(N.m)	2~2.5	
Screws		M5	
Stripping length	(mm)	14~16	
Insulation material		PA	
T x H x W	(mm)	16.5 x 30 x 36.9	
Package		100	

Color	Part number	Package

Part number	Package
#2 / 6.0 | DNT11-0205	

Rated Data		UL	IEC
Rated Voltage	(V)		
Rated Current	(A)		
Rated impulse voltage			
Wire range	(AWG/mm²)		
Connection Capacity			
Max. Solid	(mm²)		
Max. Stranded	(mm²)		
General Data			
Torque	(N.m)		
Screws			
Stripping length	(mm)		
Insulation material			
T x H x W	(mm)		
Package			

Color	Part number	Package

Part number	Package

Accessories

- DIN rail terminal blocks offer full range of accessories, including covers, end brackets, partition plates, bridges, fuse, hand tools and marking system.
- Marking block helps to save space directly on terminal block.
- Cross connection system provides plug-in and side insertion bridges.

End Bracket

SS2N



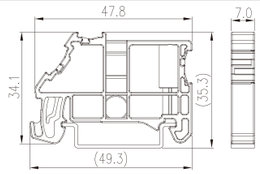

SS3

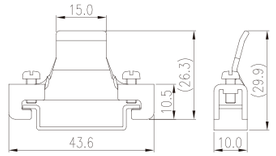

SS4N

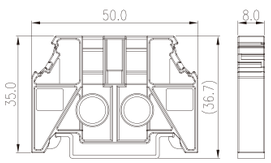

SS5N



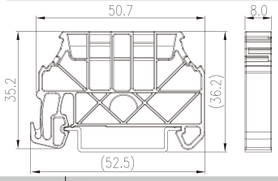

Part number	DIN Rail	Marking label	Package
SS2N	TS-35, TS-35/15	TM43W, TM48W, TM-R100, TM-R200	50
SS3	TS-35, TS-35/15	-	50
SS4N	TS-35, TS-35/15	TM49W, TM-R200	50
SS5N	TS-35, TS-35/15	TM49W, TM-R200	50

SS6N



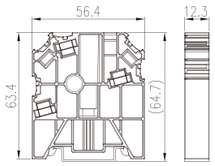

SS7N



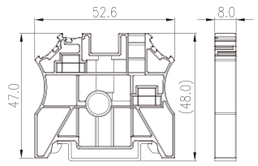

SS11



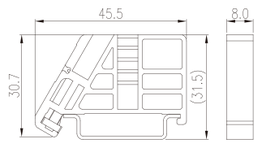

SS13



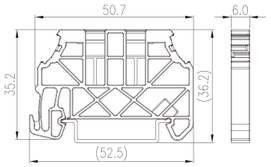

Part number	DIN Rail	Marking label	Package
SS6N	TS-35, TS-35/15	TM50W, TM-R200	50
SS7N	TS-35, TS-35/15	TM44W, TM49W, TM-R100, TM-R200	50
SS11	TS-35, TS-35/15	TM49W	50
SS13	TS-35, TS-35/15	TM49W, TM-R200	50

SS9A

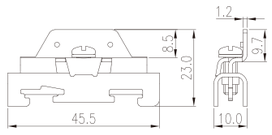

SS9B

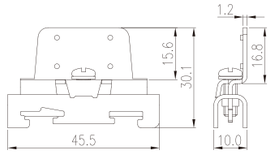

SS9C

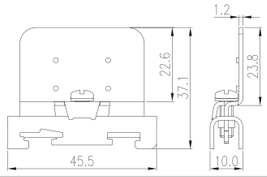

Part number	Compatible Product	Package
SS9A	TS-35, TS-35/15	50
SS9B	TS-35, TS-35/15	50
SS9C	TS-35, TS-35/15	50

Marking Block

MKG-001

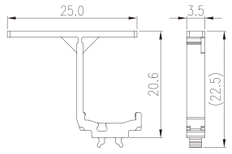

MKG-002

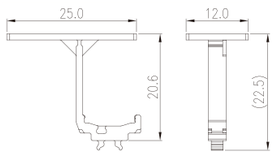

MKG-003

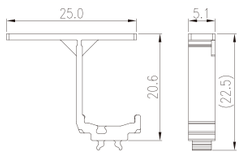

MKG-004

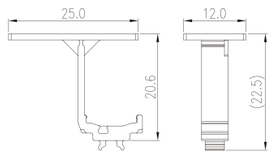

Part number	Compatible Product	Marking label	Package
MKG-001	SS2N, SS6N, SS7N, DP Series, AK Series	TM-R200	200
MKG-002	SS2N, SS6N, SS7N, DP Series, AK Series	TM-R200	200
MKG-003	SS2N, SS6N, SS7N, DP Series, AK Series	TM-R200	200
MKG-004	SS2N, SS6N, SS7N, DP Series, AK Series	TM-R200	200

MKH-001

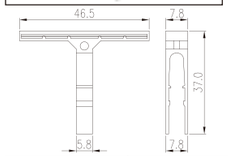

MKH-002

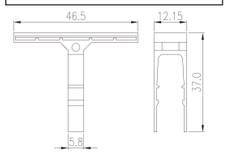

MKW

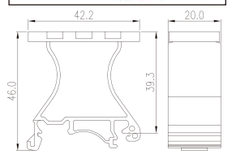

MKL

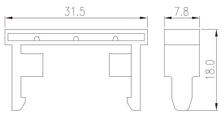

MKL-001

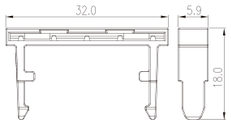

Part number	Compatible Product	Marking label	Package
MKH-001	DP2.5SGC, SS4N, SS5N, SS7N, SS11	TM-R100	50
MKH-002	SS6N	TM-R200	50
MKW	TS-35, TS-35/15		20
MKL	SS4N, SS5N	TM-R100	100
MKL-001	SS13	TM-R110	100

Separating Disk

DKNSPS-001

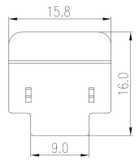

DKNSPS-002

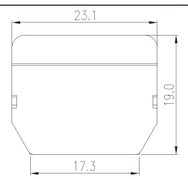

DKNSPS-003

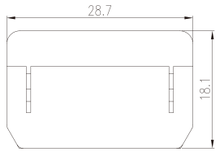

DKNSPS-004

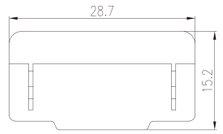

Part number	Compatible Product	Package
DKNSPS-001	DK2.5N, DK4N, DK2.5N-TN, DK4N-TN, DK10N-TN, DK2.5N-TR, DK4N-TR, DKK2.5N Series, DKK4N Series	50
DKNSPS-002	DK6N, DK10N, DK6N-TN	50
DKNSPS-003	DK16H	50
DKNSPS-004	DK16N,DK35N, DK35H	50

Partition Plate

AKSPS-001

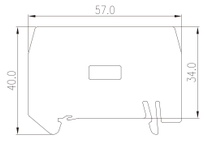

AKSPS-002

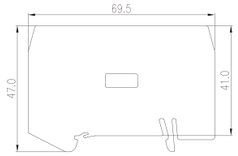

AKSPS-003

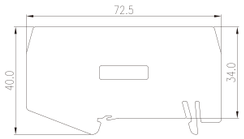

AKSPS-004

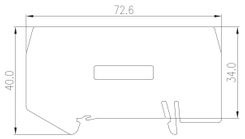

Part number	Compatible Product	Package
AKSPS-001	DP1.5N, DP2.5N, DP4N, DP1.5N-PE, DP2.5N-PE, DP4N-PE, AK1.5, AK2.5, AK4	50
AKSPS-002	DP6N, DP6N-PE, AK6	50
AKSPS-003	DP1.5N-TN, DP2.5N-TN, DP4N-TN, DP6N-TN, DP1.5N-TN-PE, DP2.5N-TN-PE, DP4N-TN-PE, DP6N-TN-PE, AK1.5-TN, AK2.5-TN, AK4-TN, AK2.5-TP, AK4-TP, AK2.5-TG, AK4-TG, AK2.5-CP, AK4-CP, AK4-TF(5X20), AK4-TFLXX(5X20)	50
AKSPS-004	DP1.5N-TR, DP2.5N-TR, DP1.5N-TR-PE, DP2.5N-TR-PE, AK1.5-TR, AK2.5-TR, AK2.5-TN-TP, AK2.5-TN-TG, AK2.5-TN-CP	50

AKSPS-005

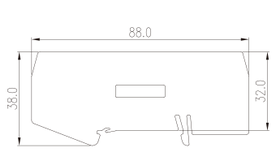

DKNSPS-005

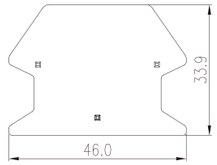

DKNSPS-008

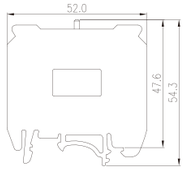

DKNSPS-009

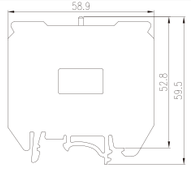

Part number	Compatible Product	Package
AKSPS-005	DP4N-TR, DP4N-TR-PE, AK4-TR	50
DKNSPS-005	DK2.5N, DK4N	50
DKNSPS-008	DK2.5N, DK4N, DK6N	50
DKNSPS-009	DK10N, DK16N	50

DKNSPS-010

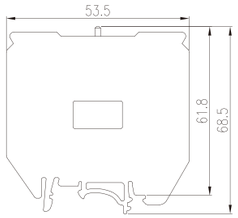

Part number	Compatible Product	Package
DKSPS-010	DK35N	50

Reducing Bridge

DSD02-2.5/6	DSD02-2.5/10	DSD02-2.5/16	DSD02-4/6	DSD02-4/10	DSD02-4/16	DSD02-6/16
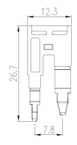	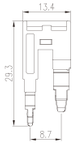	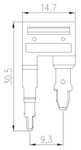	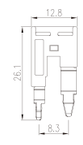	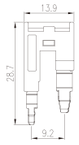	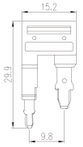	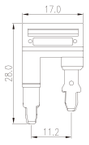

Part number	Compatible Products	Package
DSD02-2.5/6	DK2.5N, DK6N, DK2.5N-TN, DK6N-TN, DK2.5N-TR	50Pcs / Pkt
DSD02-2.5/10	DK2.5N, DK10N, DK2.5N-TN, DK10N-TN, DK2.5N-TR	50Pcs / Pkt
DSD02-2.5/16	DK2.5N, DK16N, DK2.5N-TN, DK2.5N-TR	50Pcs / Pkt
DSD02-4/6	DK4N, DK6N, DK4N-TN, DK6N-TN, DK4N-TR	50Pcs / Pkt
DSD02-4/10	DK4N, DK10N, DK4N-TN, DK10N-TN, DK4N-TR	50Pcs / Pkt
DSD02-4/16	DK4N-DK16N, DK4N-TN, DK4N-TR	50Pcs / Pkt
DSD02-6/16	DK6N, DK16N, DK6N-TN	50Pcs / Pkt



DSD03 -1.5/2.5	DSD03 -1.5/4	DSD03 -2.5/4	DSD03 -2.5/6	DSD03 -2.5/10	DSD03 -2.5/16	DSD03 -4/6	DSD03 -4/10	DSD03 -4/16	DSD03 -6/16
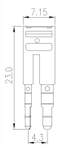	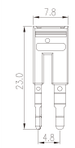	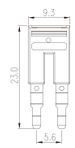	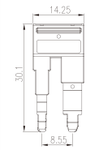	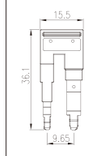	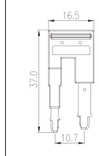	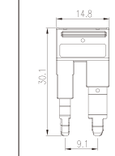		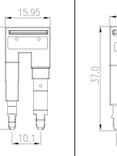	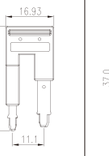

Part number	Compatible Products	Package
DSD03-1.5/2.5	DP1.5N, DP2.5N, DP1.5N-TN, DP2.5N-TN, DP1.5N-TR, DP2.5N-TR	50Pcs / Pkt
DSD03-1.5/4	DP1.5N, DP4N, DP1.5N-TN, DP4N-TN, DP1.5N-TR, DP4N-TR	50Pcs / Pkt
DSD03-2.5/4	DP2.5N, DP4N, DP2.5N-TN, DP4N-TN, DP2.5N-TR, DP4N-TR	50Pcs / Pkt
DSD03-2.5/6	DP2.5N, DP6N, DP2.5N-TN, DP6N-TN, DP2.5N-TR, DP6N-TR, DKD35-P001	50Pcs / Pkt
DSD03-2.5/10	DP2.5N, DP10, DP2.5N-TN, DP10-TN, DP2.5N-TR	50Pcs / Pkt
DSD03-2.5/16	DP2.5N, DP16, DP2.5N-TN, DP2.5N-TR	50Pcs / Pkt
DSD03-4/6	DP4N, DP6N, DP4N-TN, DP6N-TN, DP4N-TR, DP6N-TR, DKD35-P001	50Pcs / Pkt
DSD03-4/10	DP4N, DP10, DP4N-TN, DP10-TN, DP4N-TR	50Pcs / Pkt
DSD03-4/16	DP4N, DP16, DP4N-TN, DP4N-TR	50Pcs / Pkt
DSD03-6/16	DP6N, DP16, DN6N-TN, DP6N-TR	50Pcs / Pkt

	Conversion bridge comparison table					Specifiation	
	A (Input)	B (Output)	C (Shift cover)	D (Shift cover)	E (Reducing Bridge)	Powered by one-side	Powered by central
DK.N Series	DK6N	DK2.5N	DK6NCA	DK4NCA	DSD02-2.5/6	40A	56A
		DK4N	DK6NCA	DK4NCA	DSD02-4/6	45A	56A
	DK10N	DK2.5N	DK10NCA	DK4NCA	DSD02-2.5/10	40A	65A
		DK4N	DK10NCA	DK4NCA	DSD02-4/10	45A	65A
	DK16N	DK2.5N	DK16NCA	/	DSD02-2.5/16	40A	80A
		DK4N		/	DSD02-4/16	45A	90A
		DK6N		DK6NCB	DSD02-6/16	37A	74A
DP Series	DP2.5N	DP1.5N	/	/	DSD03-1.5/2.5	24A	30A
	DP4N	DP1.5N	/	/	DSD03-1.5/4	24A	40A
		DP2.5N	/	/	DSD03-2.5/4	40A	40A
	DP6N	DP2.5N	DP6CA	DP2.5CA	DSD03-2.5/6	40A	56A
		DP4N	DP6CA	DP4CA	DSD03-4/6	45A	56A
	DP10	DP2.5N	DP10CA	DP2.5CA	DSD03-2.5/10	40A	65A
		DP4N	DP10CA	DP4CA	DSD03-4/10	45A	65A
	DP16	DP2.5N	DP16CA	DP2.5CA	DSD03-2.5/16	40A	80A
		DP4N	DP16CA	DP4CA	DSD03-4/16	45A	90A
		DP6N	DP16CA	DP6CA	DSD03-6/16	37A	74A

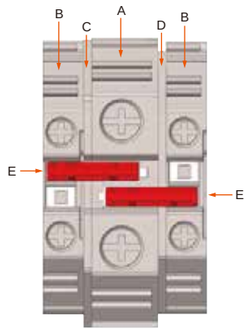



Screw-on bridge

DS2.5	DS16	DS35
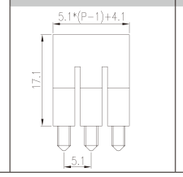	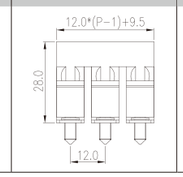	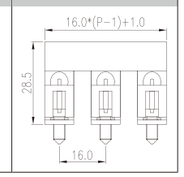

Part number	Position	Compatible Products	Package
DS2.5-XXP	02~10	DKES1.5, DKES1.5-XXP, DKES1.5M-XXP	10Pcs / Pkt
DS16-XXP	02~10	DK16H, DK10-TF(5X20), DK10-TFA(5X20)	10Pcs / Pkt
DS35-XXP	02~10	DK35H	10Pcs / Pkt

Cross Connection System

DSD01-1.5..N	DSD01-2.5..N	DSD01-4..N	DSD01-6..N	DSD01-10..N	DSD01-16..N	DSD01-35..N
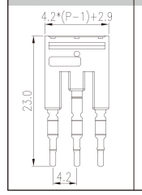	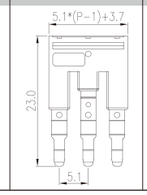	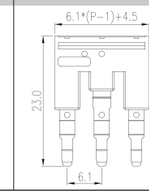	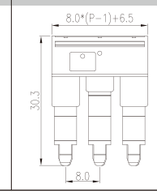	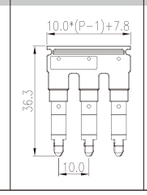	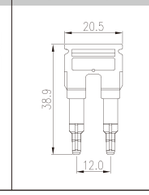	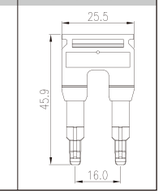

Part number	Position	Compatible Products	Package
DSD01-1.5XXN	02~05,10,20	AK1.5, AK1.5-TN, AK1.5-TR, AKK1.5	2~4P / 50Pcs / Pkt, 5~10P / 10Pcs / Pkt
DSD01-2.5XXN	02~10,20	DP2.5N, DP2.5N-TN, DP2.5N-TR, DP2.5N-PE, DP2.5N-TN-PE, DP2.5N-TR-PE, DPP2.5N Series, DP2.5N-3L Series, DPD16-P001, DKD35-P001, DP2.5SG Series, DPES2.5, DPES2.5-PE, DP2.5-TP, DP2.5-TG, DP2.5-CP, DPP2.5-TP, DPP2.5-TG, DPP2.5-CP AK2.5, AK2.5-TN, AK2.5-TR, AK2.5-TP, AK2.5-TN-TP, AK2.5-TR-TP, AK2.5-TG, AK2.5-TN-TG, AK2.5-TR-TG, AK2.5-CP, AK2.5-TN-CP, AK2.5-TR-CP, AKK2.5, AKK2.5-D01, AKK2.5-D02, AKK2.5-D03, AKK2.5-D04, AKK2.5-PV	2~4P / 50Pcs / Pkt, 5~10P / 10Pcs / Pkt
DSD01-4XXN	02~05,10,20	DP4N, DP4N-TN, DP4N-TR, DP4N-PE, DP4N-TN-PE, DP4N-TR-PE, DPP4N Series, DP4-TP, DP4-TG, DP4-CP, DP4-TF(5X20), DP4-TFLXX(5X20), DP4N-TFU, DP4N-TFUL, DP4N-TFU(5X20), DP4N-TFUL(5X20) AK4, AK4-TN, AK4-TR, AKK4, AK4-TP, AK4-TG, AK4-CP, AK4-TF(5X20), AK4-TFLXX(5X20)	2~4P / 50Pcs / Pkt, 5~10P / 10Pcs / Pkt
DSD01-6XXN	02~05,10	DP6N, DP6N-TN, DP6N-TR, DP6N-PE, DP6N-TN-PE, DP6N-TR-PE, DPTD6N, DPTL6N, DPTD6N-D05, DPTD6N-D06, DKD35-P001, DP6-TF(6.3X32), DP6-TFL(6.4X32) AK6, AK6-TN, AK6-TR	2~4P / 50Pcs / Pkt, 5~10P / 10Pcs / Pkt
DSD01-10XXN	02~05	DP10, DP10-PE, DP10-TN-PE, AK10, AK10-TN	10Pcs / Pkt
DSD01-16XXN	02	DP16, AK16, AK16-TN	10Pcs / Pkt
DSD01-3502N	02	AK35	10Pcs / Pkt

DSD03-1.5
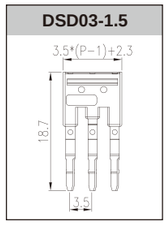

DSS2.5N	DSS4N	DSS6N	DSS10N
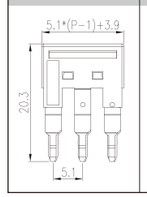	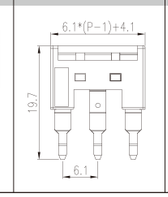	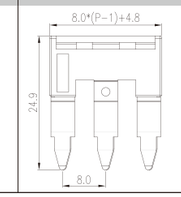	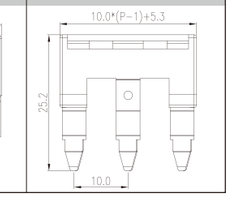

Part number	Position	Compatible Products	Package
DSD03-1.5XX	02~10,20	DP1.5N, DP1.5N-TN, DP1.5N-TR, DP1.5N-PE, DP1.5N-TN-PE, DP1.5N-TR-PE, DPP1.5N Series, DPD10-P001, DKD35-P002	50Pcs / Pkt
DSS2.5N-XXP	02~20	DK2.5N, DK2.5N-TN, DK2.5N-TR, DKK2.5N, DKK2.5N-PV, DKK2.5N-L2PE, DKK2.5N-PE, DKK2.5N-TP, DKK2.5N-TG, DKK2.5N-CP	2~4P / 50Pcs / Pkt, 5~10P / 10Pcs / Pkt
DSS4N-XXP	02~20	DK4N, DK4N-TN, DK4N-TR, DKK4N, DKK4N-PV, DKK4N-L2PE, DKK4N-PE, DKK4N-TP, DKK4N-TG, DKK4N-CP	2~4P / 50Pcs / Pkt, 5~10P / 10Pcs / Pkt
DSS6N-XXP	02~20	DK6N, DK6N-TN	2~4P / 50Pcs / Pkt, 5~10P / 10Pcs / Pkt
DSS10N-XXP	02~20	DK10N, DK10N-TN	10Pcs / Pkt

Cross Connection System

DSS16N-02PN

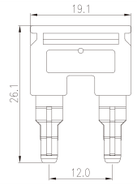

DSS35N-02PN

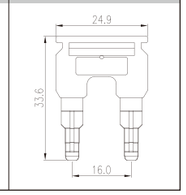

DSS2.5N-6688-XXP

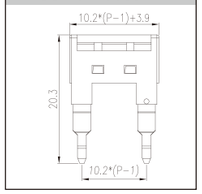

Part number	Position	Compatible Products	Package
DSS16N-02PN	02	DK16N	10Pcs / Pkt
DSS35N-02PN	02	DK35N	10Pcs / Pkt
DSS2.5N-6688-XXP	02~05	DK2.5N, DK2.5N-TN, DKK2.5N Series	2P / 50Pcs / Pkt, 3~5P / 10Pcs / Pkt

Insertion bridge

CSC-2.5..PN

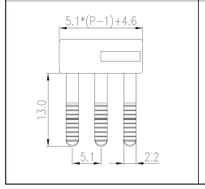

CSC-4..PN

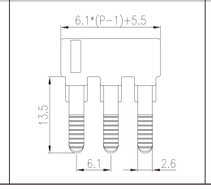

CSC-6..PN

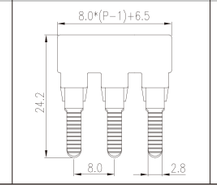

CSC-10..PN

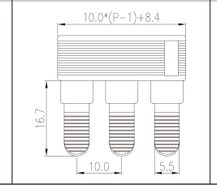

CSC-16..PN

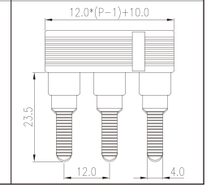

Part number	Position	Compatible Products	Package
CSC-2.5XXPN	02~10	DK2.5N, DK2.5N-TN, DK2.5N-TR, DKK2.5N Series, DK2.5N-TP, DK2.5N-TG, DK2.5N-CP	2~4P / 50Pcs / Pkt, 5~10P / 10Pcs / Pkt
CSC-4XXPN	02~10	DK4N, DK4N-TN, DK4N-TR, DKK4N Series, DK4N-TP, DK4N-TG, DK4N-CP	2~4P / 50Pcs / Pkt, 5~10P / 10Pcs / Pkt
CSC-6XXPN	02~10	DK6N, DK6N-TN, DK4N-TF(5X20), DK4N-TFL(5X20), DKK4-TF(5X20)	2~4P / 50Pcs / Pkt, 5~10P / 10Pcs / Pkt
CSC-10XXPN	02~10	DK10N, DK10N-TN	10Pcs / Pkt
CSC-16XXPN	02, 03, 10	DK10-TF(5X20), DK10-TFA(5X20)	10Pcs / Pkt

CSC-6..P

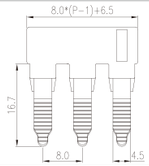

CSC-16..P

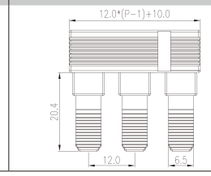

CSC-35..P

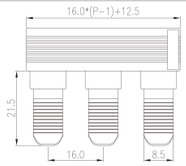

Part number	Position	Compatible Products	Package
CSC-6XXP	02~10	DKTD6, DKTL6, DK6N, DKTD6N	2~4P / 50Pcs / Pkt , 5~10P / 10Pcs / Pkt
CSC-16XXP	02~04, 10	DK16H	10Pcs / Pkt
CSC-35XXP	02~10	DK35H, DK35H	10Pcs / Pkt

CSC-50..P

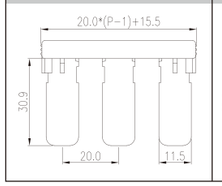

CSC-95..P

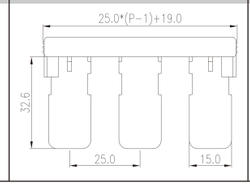

CSC-150..P

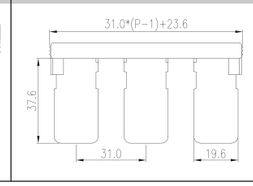

CSC-240..P

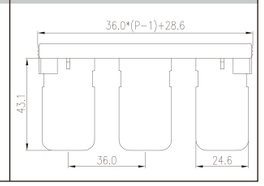

Part number	Position	Compatible Products	Package
CSC-50XXP	02, 03	DK50	10Pcs / Pkt
CSC-95XXP	02, 03	DK90	10Pcs / Pkt
CSC-150XXP	02, 03	DK150	10Pcs / Pkt
CSC-240XXP	02, 03	DK240	10Pcs / Pkt

Insertion bridge

CSC-2.5..PS

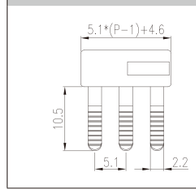

CSC-4..PS

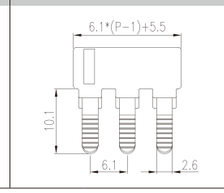

CSC-6..PS

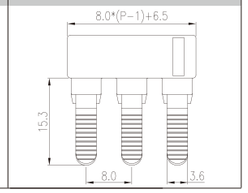

DS-204

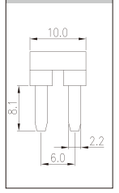

Part number	Position	Compatible Products	Package
CSC-2.5XXPS	02~10	DK2.5S, PM2.5N-XXP	2~4P / 50Pcs / Pkt , 5~10P / 10Pcs / Pkt
CSC-4XXPS	02~10	DK4S, PM4N-XXP	2~4P / 50Pcs / Pkt , 5~10P / 10Pcs / Pkt
CSC-6XXPS	02~10	DK6S, PM6N-XXP	2~4P / 50Pcs/ Pkt , 5~10P / 10Pcs / Pkt
DS-204	02	PM2.5WS-XXP, PM2.5WSA-XXP, PMM2.5WS-XXP, PMM2.5WSA-XXP	10Pcs / Pkt



Blue (-BL)
Red (-RD)

CSK11-15..-A

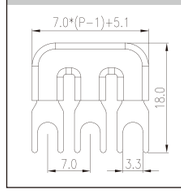

CSK11-20..-A

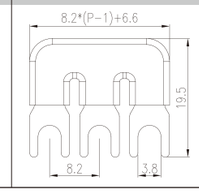

CSK11-30..-A

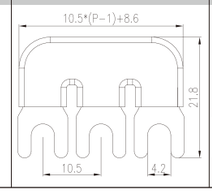

CSK11-40..-A

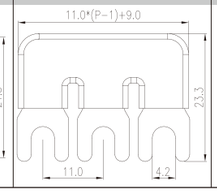

CSK11-60..-A

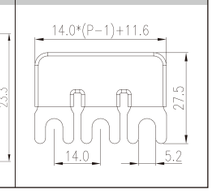

Part number	Position	Compatible Products	Package
CSK11-15XX-A	02, 03, 06, 20	DKU15, DKUP15-XXPK, DKB15N, DKB15N-XXPCK	2P, 3P / 100 Pcs, 6P / 50 Pcs, 20P / 20 Pcs
CSK11-20XX-A	02, 03, 06, 20	DKU20, DKUP20-XXPK, DKB20N, DKB20N-XXPCK	2P, 3P / 100 Pcs, 6P / 50 Pcs, 20P / 20 Pcs
CSK11-30XX-A	02, 03, 06, 10	DKU30, DKUP30-XXPK, DKB30N, DKB30N-XXPCK	2P, 3P / 100 Pcs, 6P / 50 Pcs, 10P / 20 Pcs
CSK11-40XX-A	02, 03	DKU40, DKUP40-XXPK, DKB40N, DKB40N-XXPCK	2P, 3P / 50 Pcs
CSK11-60XX-A	02, 03	DKU60, DKUP60-XXPK, DKB60N, DKB60N-XXPCK	2P, 3P / 50 Pcs



CSK01-10..-A

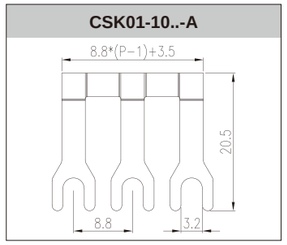



CSK01-10..-B

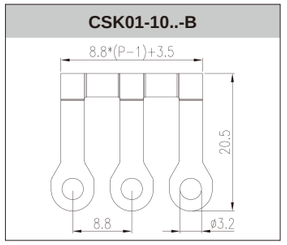



CSK02-10..-A

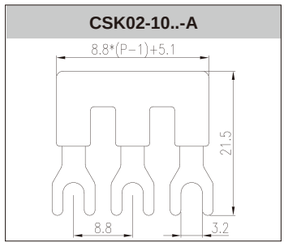



CSK02-10..-B

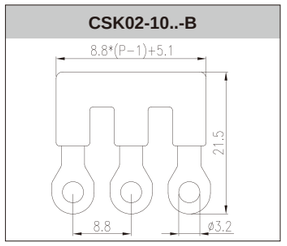

Part number	Position	Compatible Products	Package
CSK01-10XX-A	02~10	DKBB10, DKBB10-XXPCK	50 Pcs
CSK01-10XX-B	02~10	DKBB10, DKBB10-XXPCK	50 Pcs
CSK02-10XX-A	02~10	DKBB10, DKBB10-XXPCK	50 Pcs
CSK02-10XX-B	02~10	DKBB10, DKBB10-XXPCK	50 Pcs

FUSE

FUK..A-01



FUK..A-02

Part number	Compatible Products	Package
FUK1A-01	DP4-TF(5X20), DP4-TFLXX(5X20), DP4-TFH(5X20), DP4-TFHLXX(5X20), DP4N-TFU(5X20), DP4N-TFULXX(5X20), AK4-TFLXX(5X20), AK4-TF(5X20), DK4N-TF(5X20), DK4N-TFL(5X20), DKK4-TF(5X20), DK10-TF(5X20), DK10-TFA(5X20)	50Pcs / Pkt
FUK1A-02	DP6-TF(6.3X32), DP6-TFLXX(6.3X32)	50Pcs / Pkt
FUK2A-01	DP4-TF(5X20), DP4-TFLXX(5X20), DP4-TFH(5X20), DP4-TFHLXX(5X20), DP4N-TFU(5X20), DP4N-TFULXX(5X20), AK4-TFLXX(5X20), AK4-TF(5X20), DK4N-TF(5X20), DK4N-TFL(5X20), DKK4-TF(5X20), DK10-TF(5X20), DK10-TFA(5X20)	50Pcs / Pkt
FUK2A-02	DP6-TF(6.3X32), DP6-TFLXX(6.3X32)	50Pcs / Pkt
FUK6.3A-01	DP4-TF(5X20), DP4-TFLXX(5X20), DP4-TFH(5X20), DP4-TFHLXX(5X20), DP4N-TFU(5X20), DP4N-TFULXX(5X20), AK4-TFLXX(5X20), AK4-TF(5X20), DK4N-TF(5X20), DK4N-TFL(5X20), DKK4-TF(5X20), DK10-TF(5X20), DK10-TFA(5X20)	50Pcs / Pkt
FUK6.3A-02	DP6-TF(6.3X32), DP6-TFLXX(6.3X32)	50Pcs / Pkt

DIN Rail Cap

PMH

TS-35C

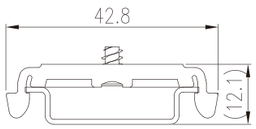

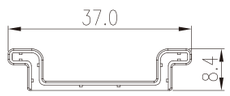

Part number	Compatible Products	Package
PMH	PM2.5N, PM4N, PM6N	50Pcs / Pkt
TS-35C	TS-35	50Pcs / Pkt

DIN Rail & DIN Rail Cutter

TS-15-1000

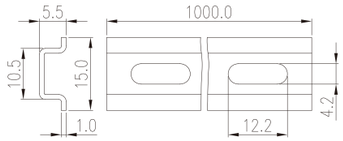

TS-35-1000

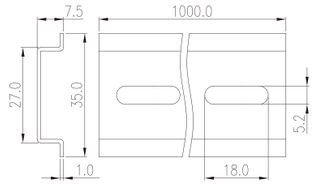

TS-35/15-1000

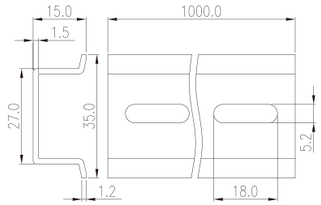

*** Specific length of rail available upon request.**

Part number	Compatible Product	Package
TS-15	DK..S Series	20Pcs / Pack
TS-35	DP..Series, DK..N Series, DK..Series, AK..Series, DKB..Series, DKU..Series, DKM..Series	20Pcs / Pack
TS-35/15	DP..Series, DK..N Series, AK..N Series, DKB..Series, DKU..Series, DKM..Series	10Pcs / Pack

TSC-S01

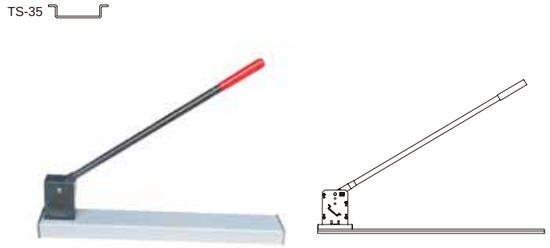

TSC-S02

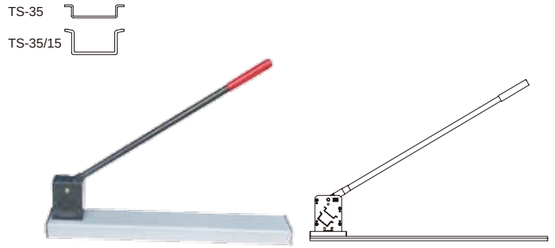

Part number	DIN Rail	Package
TSC-S01	TS-35	1Pcs / Pkt
TSC-S02	TS-35, TS-35/15	1Pcs / Pkt

Marking System

P/N : TMP-002

D-Thermo
Thermal Transfer Printer

P/N : TMP-004

Thermal Transfer Printer TMP-002

Order guide

Dinkle Thermal Transfer Printer TMP-002 includes 8 parts:
(1)Printer x 1 set / (2) ink ribbon x 30M / (3) Printing magazine x 1 pc /
(4)Marking label TM47W x 10 pcs / (5) Cleaning pen x 1 pc /
(6) Power cord x 1 pc / (7)USB cable x 1 pc / (8) Installation CD x 1 pc

Colorful control panel display | **Operate & print at the same device** | **Applicable to print characters & symbols of most countries** | **Globalized operation interface**

Features

- Applicable for all Dinkle TMXXX SERIES marking labels
- Applicable for all label in PC material
- High printing speed: ONLY 6 sec to print one card label
- Easy operation with colorful touch panel
- Connect by USB and Ethernet interfaces

Operation

Simple to install and easy to learn the operation. Please visit Dinkle website to download the instruction manual of TMP-002 Thermal Transfer Printer.

Technical data

Print resolution	300 dpi
Print speed, max	4 inch / second (100mm/s)
Print length (max)	Imum 140 mm
Print width (max)	Imum 104 mm
Print media	Print media width 115mm
	Print media length 164mm
Ribbon	Length 30m
	Outer diameter 68mm
	Inner diameter 25.4mm
Interfaces	USB 2.0, full speed slave, Ethernet 10/100Base-T,Wifi (option)
Operating display	Auto Switching 100-240V AC,50-60Hz
Dimensions	253mm x189mm x320mm (TxHxW)
Weight	6kg

*The printer is suitable to print Dinkle marking labels at the pitch of 3.5mm, 5.1mm, 6.1mm, 8mm or 10mm and at the label length of 5.8mm or 10mm.
（TM41W、TM42W、TM43W、TM44W、TM45W、TM46W、TM47W、TM48W、TM49W、TM50W）

TMP-002 Accessories

Magazine

Part number	Pcs / box
TMPF-04	1

Product Description

Magazine for accommodating
TM marking labels (TM41W~TM50W) .
*Consumables

Ink ribbon

Part number	Pcs / box
TMPT-11-300	2

Product Description

Ink ribbon
Color : Black
Length : 300M
*Consumables

Empty ribbon core

Part number	Pcs / box
TMPT-12	3

Product Description

Empty paper roll
*Consumables

Cleaning pen

Part number	Pcs / box
TMPC-05	2

Product Description

Cleaning pen
*Consumables

Power cord

USB Cable

Software Installation CD

Marking Labels



Marking Labels

TM41W

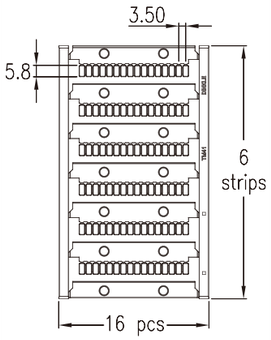

TM42W

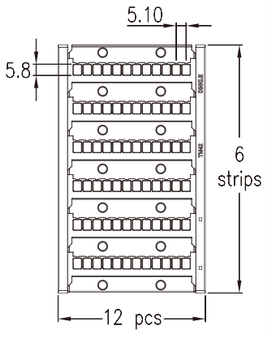

TM43W

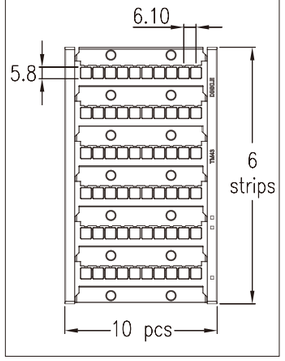

TM44W

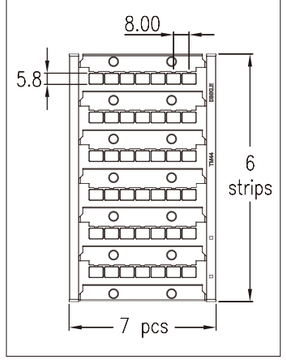

TM45W

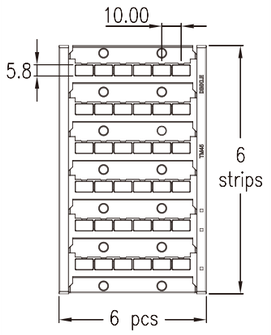

TM46W

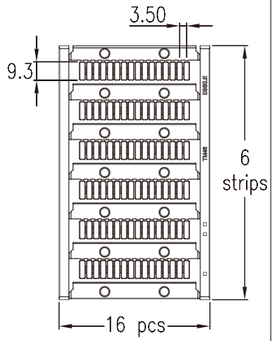

TM47W

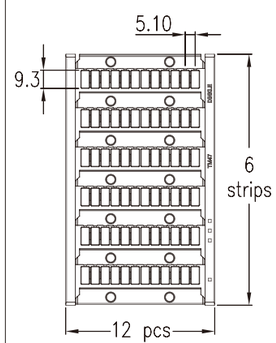

TM48W

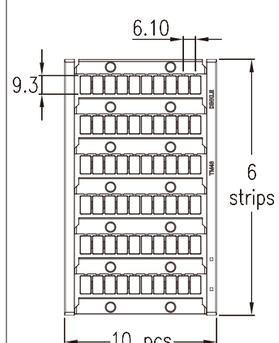

TM49W

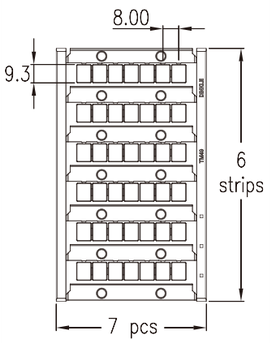

TM50W

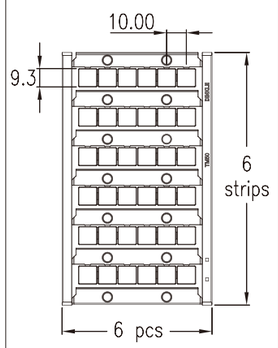

Part number	Width	Length	Tab number of each marking label	Pcs / box
TM41W	3.5	5.8	16x6=96	10
TM42W	5.1	5.8	12x6=72	10
TM43W	6.1	5.8	10x6=60	10
TM44W	8.0	5.8	7x6=42	10
TM45W	10.0	5.8	6x6=36	10
TM46W	3.5	9.3	16x6=96	10
TM47W	5.1	9.3	12x6=72	10
TM48W	6.1	9.3	10x6=60	10
TM49W	8.0	9.3	7x6=42	10
TM50W	10.0	9.3	6x6=36	10

Applicable Comparison Table : Marking Labels for Terminal Blocks

TM ☐ ☐ ☐ – **XXX**

- **XXX**: Marking contents (A, B, C.....Z: 00,01,02,03.....98,99)
- ☐: Color code (**K**: Black **R**: Red **X**: Yellow **G**: Green **L**: Blue **N**: Orange **M**: Grey **W**: White)
- ☐: Marking label specification 41, 42,43...,50

Best application
Available application

Part number	TM41W	TM42W	TM43W	TM44W	TM45W	TM46W	TM47W	TM48W	TM49W	TM50W	
Length	5.8	5.8	5.8	5.8	5.8	10	10	10	10	10	
Width	3.5	5.1	6.1	8	10	3.5	5.1	6.1	8	10	
											DP1.5N, DP1.5N-PE, DP1.5N-TN, DP1.5N-TN-PE, DP1.5N-TR, DP1.5N-TR-PE
											AK1.5, AK1.5-PE, AK1.5-TN, AK1.5-TN-PE, AK1.5-TR, AK1.5-TR-PE
											DPP1.5N, DPP1.5N-PV, DPP1.5N-L2PE, DPP1.5N-PE
											AKK1.5
											DP2.5N, DP2.5N-PE, DP2.5N-TN, DP2.5N-TN-PE , DP2.5N-TR, DP2.5N-TR-PE, DP2.5-3L-SPE DP2.5-T Series, AK2.5, AK2.5-PE, AK2.5-TN, AK2.5-TN-PE, AK2.5-TR, AK2.5-TR-PE AK2.5-T Series, AK2.5-TN-T Series, AK2.5-TR-T Series
											DKES1.5
											DPP2.5N, DPP2.5N-PV, DPP2.5N-L2PE, DPP2.5N-PE, DP2.5N-3L, DP2.5N-3L-PV, DP2.5N-3L-L3PE, DP2.5N-3L-PE, DP2.5N-D Series, DPP2.5-T Series, DK2.5S, PM2.5N-XXP, PM2.5WN-XXP, PMM2.5WN-XXP, AKK2.5, AKK2.5-PV, AKK2.5-PE, AKK2.5-D Series
											DPES2.5, DPES2.5-PE, DP2.5PG, DP2.5SG Series, PM2.5WS-XXP, PM2.5WSA-XXP, PMM2.5WS-XXP, PMM2.5WSA-XXP
											DP4N, DP4N-PE, DP4N-TN, DP4N-TN-PE , DP4N-TR, DP4N-TR-PE, AK4, AK4-PE, AK4-TN, AK4-TN-PE , AK4-TR, AK4-TR-PE
											DPP4N, DPP4N-PV, DPP4N-L2PE, DPP4N-PE, DP4-TP, DP4-TG, DP4-CP, DP4-TF, DP4-TFL DP4N-TFU, DP4-TFUL, AKK4, AK4-TF, AK4-T Series, DK4S, PM4N-XXP, SS2N
											DP6N, DP6N-PE, DP6N-TN, DP6N-TN-PE , DP6N-TR, DP6N-TR-PE DPTD6N, DPTL6N, AK6, AK6-PE, AK6-TN, AK6-TN-PE , AK6-TR, AK6-TR-PE, SS7N
											DP4-TFH, DP4-TFHL, DP6-TF, DP6-TFL, PM10-XX
											DP10, DP10-PE, DP10-TN, DP10-TN-PE, AK10, AK10-PE, AK10-TN, AK10-TN-PE
											DP16, DP16-PE, AK16, AK16-PE, AK16-TN, AK35
											DPD10-P001, DPD16-P001, DKD35-P001, DKD35-P002, DK10-TF, DK10-TFA
											DK2.5N, DK2.5N-PE, DK2.5N-TN, DK2.5N-TN-PE, DK2.5N-TR, DK2.5N-TR-PE DK1.5SG Series, DK2.5N-T Series, DKK2.5N, DKK2.5N-PV, DKK2.5N-L2PE, DKK2.5N-PE, DKK2.5N-T Series, DKK2.5N-D Series, DK2.5-PE
											DKES1.5, DK2.5-PE
											DK4N, DK4N-PE, DK4N-TN, DK4N-TN-PE, DK4N-TR, DK4N-TR-PE DK4N-T Series, DKK4N, DKK4N-PV, DKK4N-L2PE, DKK4N-PE, DKK4N-T Series
											DK4-PE
											DKK4-TF, DK4N-TF, DK4N-TFL, DK6N, DK6N-PE, DK6N-TN, DKTD6N, DKTD6, DKTL6, DK6S, PM6N-XXP, SS4N, SS5N, SS11, SS13
											DK10N, DK10N-PE, DK10N-TN, SS6N
											DK10-PE, DK16N, DK16N-PE, DK16H, DK16-PE, DK35N, DK35H, DK35H-PE DK50, DK50-PE, DK95, DK95-PE, DK150, DK240, DKM Series

Thermal Transfer Printer TMP-004

Order guide

Dinkle Thermal Transfer Printer TMP-004 includes 11 parts:
(1) Printer x 1 set / (2) ink ribbon x 30M / (3) Empty ribbon core x 1 pc /
(4) Ribbon hubs x 1 set (2 pcs) / (5) Label supply hub x 1 set / (6) AC adapter x 1 pc /
(7) Label guide plates x 1 set (2 pcs) / (8) Label tray holder x 1 pc /
(9) Power core x 1 pc / (10) USB cable x 1 pc / (11) Cutter x 1 pc (optional)

Features

- Applicable for all Dinkle TM-RXXX SERIES marking labels
- Excellent marking labels exclusively designed by Dinkle
- High printing speed: 50.1mm/sec. (suggested)
- Simple to install and easy to operate
- Connect by USB and Ethernet interfaces

Operation

Easy to learn the operation. Please visit Dinkle website to download the instruction manual of TMP-004 Thermal Transfer Printer.

Technical data

Print resolution	300 dpi
Print speed, max	102mm/s max., 50.1mm/s suggested
Print length (max)	Imum 200 mm
Print width (max)	90mm (with cutter: 50mm)
Ink Ribbon	max length 300m ; width 101mm
	outer diameter : 68mm
	Inner diameter : 25.4mm
Interfaces	USB, RS-232, Ethernet 10/100 Mbps
Operating display	100 - 240VAC, 50-60Hz
Dimensions	333mmx171mmx226mm (TxHxW)
	USB 2.0, full speed slave, Ethernet 10/100Base-T,Wifi (option)
	Auto Switching 100-240V AC,50-60Hz
Weight	2.5kg (excluding comsumables)

TMP-004 Accessories

Cutter

Part number	Pcs / box
TMPD-01	1

Product Description

For cutting off the continuous flat marking labels
*Consumables

Ink ribbon

Part number	Width	Pcs / box
TMPT-16	50 mm	20
TMPT-17	100 mm	20

Product Description

Ink ribbon
Color : Black
Length : 300M
*Consumables

Empty Ribbon Core

Part number	Pcs / box
TMPT-12	3

Product Description

As the other end of recycling printed ribbon
*Consumables

Label Tray Holder

Part number	Pcs / box
TMPD-02	1

Product Description

For installation of TM-R series continuous flat marking labels
Dimensions: 260x142x222mm (LxWxH)
*Consumables

Power Cord

USB Cable

Label

TMPD-03

Continuous Flat Marking Labels

TM-R110

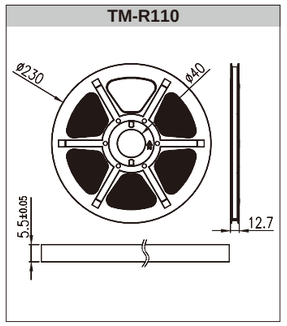

TM-R100

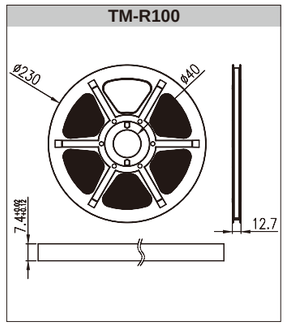

TM-R200

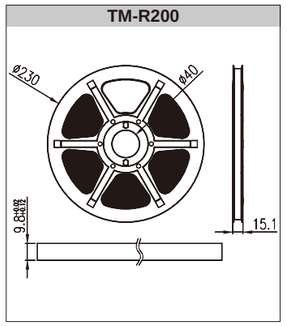

Part number	Width (mm)	Length (m)	Color	Pcs / box
TM-R110	5.5	60	White	10
TM-R110-RD	5.5	60	Red	10
TM-R110-BL	5.5	60	Blue	10
TM-R110-YW	5.5	60	Yellow	10
TM-R110-BR	5.5	60	Brown	10
TM-R100	7.4	60	White	10
TM-R100-RD	7.4	60	Red	10
TM-R100-BL	7.4	60	Blue	10
TM-R100-YW	7.4	60	Yellow	10
TM-R100-BR	7.4	60	Brown	10
TM-R200	9.8	60	White	10
TM-R200-RD	9.8	60	Red	10
TM-R200-BL	9.8	60	Blue	10
TM-R200-YW	9.8	60	Yellow	10
TM-R200-BR	9.8	60	Brown	10

TM-R201

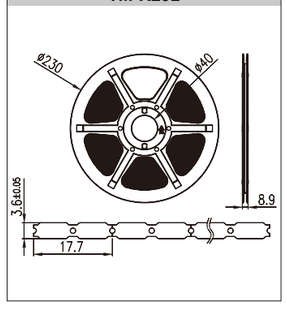

TM-R300-10

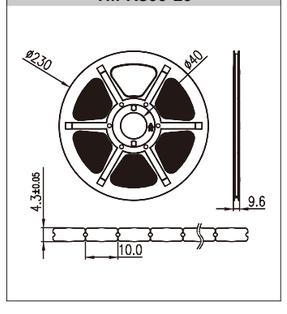

TM-R300-15

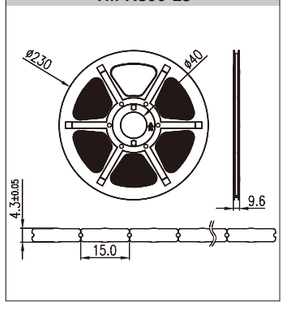

Part number	Compatible Products	Total number of each marking label	Color	Pcs / box
TM-R201	DPD6C-3	2250	White	10
TM-R201-RD	DPD6C-3	2250	Red	10
TM-R201-BL	DPD6C-3	2250	Blue	10
TM-R201-YW	DPD6C-3	2250	Yellow	10
TM-R201-BR	DPD6C-3	2250	Brown	10
TM-R300-10	-	4000	White	10
TM-R300-10-RD	-	4000	Red	10
TM-R300-10-BL	-	4000	Blue	10
TM-R300-10-YW	-	4000	Yellow	10
TM-R300-10-BR	-	4000	Brown	10
TM-R300-15	-	3000	White	10
TM-R300-15-RD	-	3000	Red	10
TM-R300-15-BL	-	3000	Blue	10
TM-R300-15-YW	-	3000	Yellow	10
TM-R300-15-BR	-	3000	Brown	10

Self-Adhesive Wire Marking

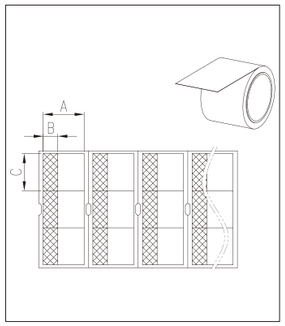

Part number	A (mm)	B (mm)	C (mm)	Outer diameter	Number of individual labels	Pcs / box
DCL-A001	28	10	15	Max. Ø6mm	4000	1
DCL-A002	28	10	25.4	Max. Ø6mm	2400	1
DCL-A003	57	22	25.4	Max. Ø11mm	1350	1
DCL-A004	90	35	38.1	Max. Ø18mm	600	1

Self-Adhesive Continuous Marking Labels

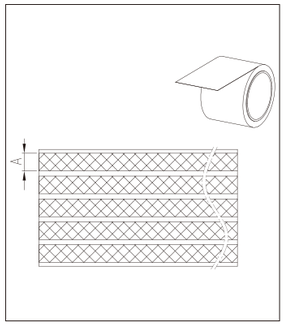

Part number	A (mm)	Number of individual labels per row	Strip length	Color	Pcs / box
TM-A001	2.8	9	25m	White	1
TM-A002	3.8	7	25m	White	1
TM-A003	5	5	25m	White	1
TM-A004	7	5	25m	White	1

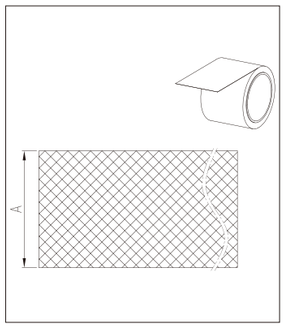

Part number	A (mm)	Strip length	Color	Pcs / box
TM-B001	10	50m	White	1
TM-B001-YW	10	50m	Yellow	1
TM-B002	15	50m	White	1
TM-B002-YW	15	50m	Yellow	1
TM-B003	20	50m	White	1
TM-B003-YW	20	50m	Yellow	1
TM-B004	30	50m	White	1
TM-B004-YW	30	50m	Yellow	1
TM-B004-SV	30	50m	Silver	1
TM-B005	46	50m	White	1
TM-B005-YW	46	50m	Yellow	1
TM-B005-SV	46	50m	Silver	1

Self-Adhesive Marking Labels

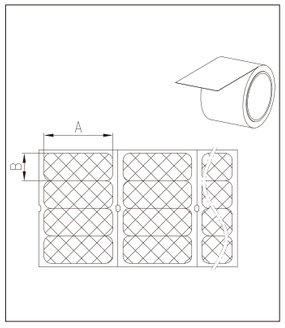

Part number	A (mm)	B (mm)	Number of individual labels	Color	Pcs / box
TM-C001	6	15	6000	White	1
TM-C001-YW	6	15	6000	Yellow	1
TM-C002	9	15	4500	White	1
TM-C003	6	18	6000	White	1
TM-C004	20	7	4500	White	1
TM-C004-YW	20	7	4500	Yellow	1
TM-C005	20	8	4500	White	1
TM-C006	25	9.5	3000	White	1
TM-C007	20	30	1200	White	1
TM-C008	38.1	17	1300	White	1

Crimping Machine, Tools & Ferrules

- Newly developed ferrule crimping machine integrates wire cutting, stripping and crimping steps in one stand, suitable for wire size 16AWG (0.75mm^2), 14AWG (1.5mm^2) and 12AWG (2.5mm^2). The automatic crimping machine is easy and fast to operate wiring task, which is a high efficient helper for cost-effective wiring.

- Various hand tools like wire cutter, stripper and crimper are ergonomically designed are all manufactured by high-quality materials, which durable and efficient operation makes wiring convenient.

- The ferrule is a tool to make easy and fast wiring, which can prevent the wire divergence to affect the safety and enlarge the conduct area. The wide range of diameters are suitable for variety application and conforms to DIN, ISO ANSI standards.

Crimping Machine

Order guide

ACM series crimping machine includes:

(1) Crimping machine x 1 set

(2) Power core x 1 pc

(3) Feeder bowl x 1 pc

Part Number	ACM-001	ACM-002	ACM-003
Ferrule specification	20 (AWG) 0.75 (mm²)	16 (AWG) 1.5 (mm²)	14 (AWG) 2.5 (mm²)

Features

- Circle time: 2 seconds
- Square crimping
- Fool-proof design
- Tool free for modular changing

Operation

Easy to learn the operation. Please visit Dinkle website to download the instruction manual of ACM series crimping machine.

Technical data

Part number		ACM-001	ACM-002	ACM-003
Electric Spec.	Voltage range	110~240V	110~240V	110~240V
	Frequency range	50 / 65Hz	50 / 65Hz	50 / 65Hz
	Power consumption	75W	75W	75W
Dimensions	Length (b)	330mm	330mm	330mm
	Width (a)	330mm	330mm	330mm
	Height (c)	330mm	330mm	330mm
	Weight(kg)	25kg	25kg	25kg
Connection	Ferrule compression shape	Square crimping		
	Min. Insertion length (mm)	8mm	8mm	8mm
	Cross section (AWG / mm²)	20 / 0.75	16 / 1.5	14 / 2.5
	Stripping length (mm)	8 / 10*	8 / 10*	8 / 10*
	Production rate	2sec. / pcs	2sec. / pcs	2sec. / pcs
Standards and Regulations	Test standard	DIN 46228-4	DIN 46228-4	DIN 46228-4

*Must replace designated stripping blade for different stripping lengths

Hand Tools

DNT04-2616A

26-16AWG
0.2~1.25mm²

Cutter

DNT04-2010A

20-10AWG
0.6~5mm²

Stripping Plier

DNT01-2210B

22-10AWG
0.5~6mm²

DNT01-2206B

22-6AWG
0.5~16mm²

Crimping Plier

DNT13-0102

Crimping Plier

- Specially mechanically designed for maximum crimping force
- Square crimp: Four sets of serrated surfaces used for square crimping to enhance the connection effect
- Cross section : 0.08~10mm² / AWG 28~7
- Self-adjustable to suit the wire size
- Save up to 40% manpower

Durability

The spring was made by hardened steel. Durable & flexible

Cost saving

Mechanical design helps labor saving & cost saving.

Cost saving

The crimped wire with ferrule is in a square shape for easy connection.

Screwdrivers

Slotted Screwdriver

Slotted screwdriver

Insulated slotted screwdriver

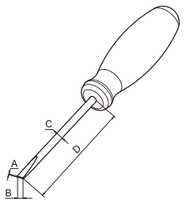

Part number	A	B	D	Pcs / box
DNT11-0102	2.5	0.4	75	12
DNT11-0107	3.5	0.6	100	12
DNT11-0109	4.0	0.8	100	12
DNT11-0111	5.5	1.0	150	12

Part number	A	B	D	Pcs / box
DNT11-0301	2.5	0.4	75	12
DNT11-0307	3.5	0.6	100	12
DNT11-0303	4.0	0.8	100	12
DNT11-0304	5.5	1.0	125	12

Phillips Screwdriver

Philips screwdriver

Insulated philips screwdriver

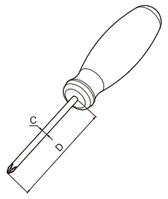

Part number	C	D	Pcs / box
DNT11-0201	#0 / 3.0	60	12
DNT11-0202	#1 / 5.0	80	12
DNT11-0205	#2 / 6.0	100	12
DNT11-0208	#3 / 8.0	150	6

Part number	C	D	Pcs / box
DNT11-0401	#0 / 3.0	60	12
DNT11-0402	#1 / 5.0	80	12
DNT11-0403	#2 / 6.0	100	12
DNT11-0404	#3 / 8.0	150	6

Ferrules For Single Wire

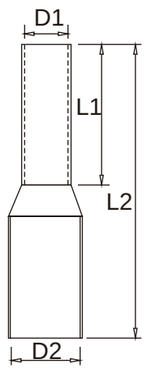

Diameter AWG (mm²)	Part number	Package		Size(mm)				DIN 46228/4 color
		Pcs / bag	Bag / box	D1	D2	L1	L2	
24 (0.25)	DN00206D	1000	10	0.75	1.9	6	10	Light Blue
	DN00208D					8	12	
22 (0.34)	DN00306D	1000	10	0.8	1.9	6	10	Turouise
	DN00308D					8	12	
20 (0.5)	DN00506D	500	10	1.0	2.6	6	12	White
	DN00508D					8	14	
	DN00510D	500	8			10	16	
18 (0.75)	DN00706D	500	8	1.2	2.8	6	12	Grey
	DN00708D					8	14	
	DN00710D					10	16	
	DN00712D					12	18	
(1)	DN01006D	500	6	1.4	3.0	6	12	Red
	DN01008D					8	14	
	DN01010D					10	16	
	DN01012D					12	18	
16 (1.5)	DN01508D	500	4	1.7	3.5	8	14	Black
	DN01510D					10	16	
	DN01512D					12	18	
	DN01518D					18	24	
14 (2.5)	DN02508D	500	4	2.2	4.2	8	14	Blue
	DN02510D	500	3			10	16	
	DN02512D					12	18	
	DN02518D					18	24	
12 (4)	DN04010D	500	2	2.8	4.8	10	17	Grey
	DN04012D					12	20	
	DN04018D					18	26	
10 (6)	DN06012D	500	1	3.5	6.3	12	20	Yellow
	DN06018D					18	26	
8 (10)	DN10012D	200	1	4.5	7.6	12	22	Red
	DN10018D					18	28	
6 (16)	DN16012D	200	1	5.8	8.8	12	22	Blue
	DN16018D					18	28	
4 (25)	DN25016D	100	1	7.3	11.2	16	30	Yellow
	DN25018D					18	30	
	DN25022D					22	36	
2 (35)	DN35016D	100	1	8.3	12.7	16	30	Red
	DN35018D					18	32	
	DN35025D					25	39	
1 (50)	DN50020D	50	1	10.3	15.0	20	36	Blue
	DN50025D					25	40	
2 / 0 (70)	DN70021D	50	1	13.5	16.0	21	37	Yellow
3 / 0 (95)	DN95025D	50	1	14.7	18.0	25	44	Red
4 / 0 (120)	DN96027D	20	1	16.7	20.0	27	48	Blue
250kcmil (150)	DN97032D	20	1	19.5	23.0	32	58	Yellow

Ferrule Protection Cover

Part number：DN-C01XX

For ferrule types：
DN00506D / DN00508D / DN00510D
(02~22 poles available)

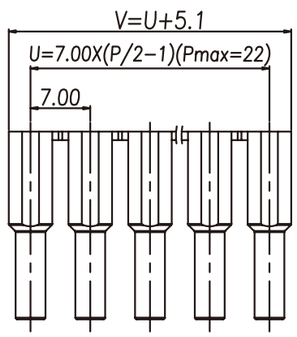

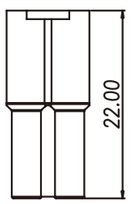

Ferrules For Double Wires

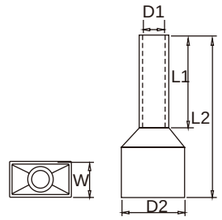

Diameter AWG (mm²)	Part number	Package		Size(mm)				DIN 46228/4 color
		Pcs / bag	Bag / box	D1	W / D2	L1	L2	
2X0.50	DN00508B	500	5	1.5	2.5 / 4.7	8.0	15.0	White
2X0.75	DN00708B	500	5	1.8	2.8 / 5.0	8.0	15.0	Grey
	DN00710B					10.0	17.0	
2X1.00	DN01008B	500	4	2.05	3.4 / 5.4	8.0	15.0	Red
	DN01010B					10.0	17.0	
2X1.50	DN01508B	500	2	2.3	3.6 / 6.6	8.0	16.0	Black
	DN01512B					12.0	20.0	
2X2.50	DN02510B	500	1	2.8	4.2 / 7.8	10.0	18.5	Blue
	DN02513B					13.0	21.5	
2X4.00	DN04012B	200	2	3.7	4.9 / 8.8	12.0	23.0	Grey
2X6.00	DN06014B	200	1	4.8	6.9 / 10.0	14.0	26.0	Yellow
2X10.00	DN10014B	50	2	6.4	7.6 / 12.8	14.0	26.5	Red
2X16.00	DN16014B	50	2	8.3	9.6 / 18.6	14.0	31.5	Blue

Ring Terminals

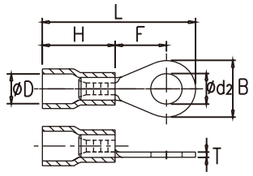

Diameter AWG (mm²)	Part number	Package		Size(mm)							DIN 46228/4 color
		Pcs / bag	Bag / box	Ød2	B	F	L	H	ØD	T	
22~16 (0.5~1.5)	DNH1-132	1000	1	3.2	5.5	4.75	17.0	9.5	4.0	0.75	Red
	DNH1-137	1000	1	3.7	5.5	4.75	17.0				
	DNH1-137B			3.7	6.6	6.3	19.1				
	DNH1-143	1000	1	4.3	6.6	6.3	19.1				
	DNH1-143B			4.3	8.0	7.0	20.5				
	DNH1-153	1000	1	5.3	8.0	7.0	20.5				
	DNH1-164	200	2	6.4	11.6	9.7	25.0				
	DNH1-184	200	2	8.4	11.6	9.7	25.0				
	DNH1-110	200	1	10.5	14.0	12.0	28.5				
16~14 (1.5~2.5)	DNH1-232	1000	1	3.2	6.4	4.3	17.5	10.0	4.5	0.8	Blue
	DNH1-237	1000	1	3.7	6.4	4.3	17.5				
	DNH1-237B	500	1	3.7	8.5	7.75	22.0				
	DNH1-243	1000	1	4.3	6.6	6.3	19.6				
	DNH1-243B	500	1	4.3	8.5	7.75	22.0				
	DNH1-253	200	2	5.3	9.5	7.25	22.0				
	DNH1-264	200	1	6.4	12.0	11.0	27.0				
	DNH1-284	200	1	8.4	12.0	11.0	27.0				
	DNH1-210	200	1	10.5	14.0	12.0	29.0				
12~10 (4~6)	DNH1-537	500	1	3.7	7.2	5.9	22.5	13.0	6.8	1.0	Yellow
	DNH1-543	200	2	4.3	9.5	8.25	26.0				
	DNH1-553	200	2	5.3	9.5	8.25	26.0				
	DNH1-564	200	1	6.4	12.0	10.5	29.5				
	DNH1-584	200	1	8.4	15.0	13.5	34.0				
	DNH1-510	200	1	10.5	15.0	13.5	34.0				

Fork Terminals

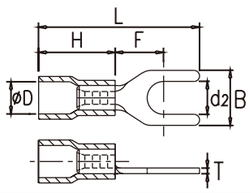

Diameter AWG (mm²)	Part number	Package		Size(mm)							DIN 46228/4 color
		Pcs / bag	Bag / box	Ød2	B	F	L	H	ØD	T	
22~16 (0.5~1.5)	DNH2-137	1000	1	3.7	5.7	6.5	20.7	9.5	4.0	0.75	Red
	DNH2-137B			3.7	6.4	6.5	20.7				
	DNH2-143	1000	1	4.3	6.4	6.5	20.7				
	DNH2-143B			4.3	7.2	6.5	20.7				
	DNH2-153	500	1	5.3	8.1	6.5	20.7				
	DNH2-164	200	2	6.4	11.0	10.0	25.0				
16~14 (1.5~2.5)	DNH2-237	500	1	3.7	5.7	6.5	21.2	10	4.5	0.8	Blue
	DNH2-237B			3.7	6.4	6.5	21.2				
	DNH2-243	500	1	4.3	6.4	6.5	21.2				
	DNH2-243B			4.3	7.2	6.5	21.2				
	DNH2-253	200	2	5.3	8.1	6.5	21.2				
	DNH2-264	200	2	6.4	11.0	10.0	25.5				
12~10 (4~6)	DNH2-537	200	2	3.7	8.2	7.2	24.7	13	6.8	1.0	Yellow
	DNH2-543	200	2	4.3	8.2	7.2	24.7				
	DNH2-553	200	2	5.3	9.0	7.2	24.7				
	DNH2-564	200	1	6.4	12.0	11.0	31.0				

Standard cross section of copper conductors

Conductor cross section (mm^2)	Theorectical Diameter of the largest conductor			
	Metric			AWG / Kcmil
	Rigid		Flexible (mm)	
	Solid (mm)	Stranded, (mm)		
0.2	0.51	0.53	0.61	24
0.34	0.63	0.66	0.8	22
0.5	0.9	1.1	1.1	20
0.75	1.0	1.2	1.3	18
1	1.2	1.4	1.5	-
1.5	1.5	1.7	1.8	16
2.5	1.9	2.2	2.3	14
4	2.4	2.7	2.9	12
6	2.9	3.3	3.9	10
10	3.7	4.2	5.1	8
16	4.6	5.3	6.3	6
25	-	6.6	7.8	4
35	-	7.9	9.2	2
50	-	9.1	11	1/0
70	-	11	13.1	2/0
95	-	12.9	15.1	3/0
-	-	-	-	4/0
120	-	14.5	17	250kcmil

Conductor size(AWG) and rated current(UL 486-486B)

Conductor size (AWG or Kcmil)	Conductor size (mm^2)	Assigned maximum ampere rating (A)
30	0.05	0.5
28	0.08	0.8
26	0.13	1
24	0.20	2
22	0.32	3
20	0.52	5
18	0.82	7
16	1.31	10
14	2.08	15
12	3.31	20
10	5.26	30
8	8.37	50
6	13.3	65
4	21.2	85
3	26.7	100
2	33.6	115
1	42.4	130
1/0	53.5	150
2/0	67.4	175
3/0	85	200
4/0	107	230

Conductor size (Metric) and rated current (IEC 60947-1)

Conductor size (mm^2)	Conductor size (AWG or Kcmil)	Assigned maximum ampere rating (A)
0.05	30	-
0.08	28	-
0.13	26	-
0.20	24	4
0.34	22	5
0.5	20	6
0.75	18	9
1	-	13.5
1.5	16	17.5
2.5	14	24
4	12	32
6	10	41
10	8	57
16	6	76
25	4	101
35	2	125
50	1/0	150
70	2/0	192
95	3/0	232
120	250 Kcmil	269

Index

Part number	Page	Part number	Page	Part number	Page	Part number	Page
01		AK2.5-TR-PE	59	CSC-95XXP	153	DK4-PE	83
0126-11XX	128	AK2.5-TR-TG	69	CSK01-10XX-A	154	DK4S	102
0161-12XXQK01	129	AK2.5-TR-TP	69	CSK01-10XX-B	154	DK50	76
0175L1	74	AK35	50	CSK02-10XX-A	154	DK50-PE	84
0175-T002	74	AK4	49	CSK02-10XX-B	154	DK6N	73
02		AK4-CP	67	CSK11-15XX-A	154	DK6N-PE	79
0207-01XX	32	AK4-PE	55	CSK11-20XX-A	154	DK6N-TN	77
0208-E001	4	AK4-TF(5X20)	70	CSK11-30XX-A	154	DK6S	102
0208-E002	4	AK4-TFLXX(5X20)	70	CSK11-40XX-A	154	DK95	76
0208-E003	4	AK4-TG	67	CSK11-60XX-A	154	DK95-PE	84
0208-E004	4	AK4-TN	51	D		DKB100	121
0208-T001	4	AK4-TN-PE	57	DCL-A001	163	DKB100-XXPCK	139
0208-T002	4	AK4-TP	67	DCL-A002	163	DKB150	121
0208-T003	4	AK4-TR	53	DCL-A003	163	DKB150-XXPCK	139
0208-T004	4	AK4-TR-PE	59	DCL-A004	163	DKB15N	119
0229-M5XXY	129	AK6	50	DK1.5SG	92	DKB15N-XXPCK	137
1		AK6-PE	56	DK1.5SGF	92	DKB200	122
2		AK6-TN	52	DK1.5SGF-PE	92	DKB200-XXPCK	140
2EHDRD-XXP	131	AK6-TN-PE	58	DK10N	74	DKB20N	119
2EHDRDM-XXP	131	AK6-TR	54	DK10N-PE	80	DKB20N-XXPCK	137
2ESDHM-XXPQK01	130	AK6-TR-PE	60	DK10N-TN	78	DKB300	122
2ESDV-XXP	93/131	AKK1.5	61	DK10-PE	83	DKB300-XXPCK	140
2ESDVM-XXP	131	AKK2.5	62	DK10-TF(5X20)	100	DKB30N	120
2ESV-XXP	93/131	AKK2.5-D01	63	DK10-TFA(5X20)	100	DKB30N-XXPCK	138
2ESVM-XXP	131	AKK2.5-D02	64	DK150	76	DKB40N	120
3		AKK2.5-D03	64	DK16H	75	DKB40N-XXPCK	138
3ESDHM-XXPQK01	130	AKK2.5-D04	64	DK16N	74	DKB500	122
A		AKK2.5-PE	62	DK16N-PE	80	DKB500-XXPCK	138
ACM-001	165	AKK2.5-PV	62	DK16-PE	84	DKB60N	120
ACM-002	165	AKK4	62	DK2.5N	73	DKB60N-XXPCK	138
ACM-003	165	AKP-CP	37	DK2.5N-CP	95	DKB80	121
AK1.5-PE	55	AKP-TG	37	DK2.5N-PE	79	DKB80-XXPCK	139
AK1.5-TN	51	AKP-TP	37	DK2.5N-TG	95	DKBB10	119
AK1.5-TN-PE	57	AKSPS-001	150	DK2.5N-TN	77	DKBB10-XXPCK	137
AK1.5-TR	53	AKSPS-002	150	DK2.5N-TN-PE	81	DKBBC10-1000	121
AK1.5-TR-PE	59	AKSPS-003	150	DK2.5N-TP	95	DKBC10-1000	121
AK10	50	AKSPS-004	150	DK2.5N-TR	78	DKBC100-1000	74/121
AK10-PE	56	AKSPS-005	150	DK2.5N-TR-PE	82	DKBC150-1000	74/121
AK10-TN	52	B		DK2.5-PE	83	DKBC200-1000	121
AK10-TN-PE	58	C		DK2.5S	102	DKBC300	121
AK16	50	C002-0101	101	DK240	76	DKBC500	121
AK16-PE	56	CSC-10XXPN	153	DK35H	75	DKBC60-1000	74/121
AK16-TN	52	CSC-150XXP	153	DK35H-PE	84	DKBC60N-1000	119
AK2.5	49	CSC-16XXP	153	DK35N	74	DKD35-P001	28
AK2.5-CP	66	CSC-16XXPN	153	DK4N	73	DKD35-P002	28
AK2.5-PE	55	CSC-2.5XXPN	153	DK4N-CP	96	DKD35-P003	28
AK2.5-TG	66	CSC-2.5XXPS	154	DK4N-PE	79	DKES1.5	93
AK2.5-TN	51	CSC-240XXP	153	DK4N-TF(5X20)	99	DKES1.5M-XXP	93
AK2.5-TN-CP	68	CSC-35XXP	153	DK4N-TFLXX(5X20)	99	DKES1.5-XXP	93
AK2.5-TN-PE	57	CSC-4XXPN	153	DK4N-TG	96	DKK2.5N	85
AK2.5-TN-TG	68	CSC-4XXPS	154	DK4N-TN	77	DKK2.5N-CP	97
AK2.5-TN-TP	68	CSC-50XXP	153	DK4N-TN-PE	81	DKK2.5N-D01	89
AK2.5-TP	66	CSC-6XXP	153	DK4N-TP	96	DKK2.5N-D02	90
AK2.5-TR	53	CSC-6XXPN	153	DK4N-TR	78	DKK2.5N-D03	90
AK2.5-TR-CP	69	CSC-6XXPS	154	DK4N-TR-PE	82	DKK2.5N-D04	90

Index

Part number	Page	Part number	Page	Part number	Page	Part number	Page
DKK2.5N-L2PE	87	DKMDS03-XXP	107	DN01010D	167	DNH1-253	168
DKK2.5N-PE	87	DKMDS04-XXP	107	DN01012D	167	DNH1-264	168
DKK2.5N-PV	86	DKMSPS-001	113	DN01508B	168	DNH1-284	168
DKK2.5N-TG	97	DKMSPS-002	113	DN01508D	167	DNH1-510	168
DKK2.5N-TP	97	DKNSPS-001	149	DN01510D	167	DNH1-537	168
DKK4N	86	DKNSPS-002	149	DN01512B	168	DNH1-543	168
DKK4N-CP	98	DKNSPS-003	149	DN01512D	167	DNH1-553	168
DKK4N-L2PE	87	DKNSPS-004	149	DN01518D	167	DNH1-564	168
DKK4N-PE	88	DKNSPS-005	150	DN02508D	167	DNH1-584	168
DKK4N-PV	86	DKNSPS-006	101	DN02510B	168	DNH2-137	168
DKK4N-TG	98	DKNSPS-007	101	DN02510D	167	DNH2-137B	168
DKK4N-TP	98	DKNSPS-008	150	DN02512D	167	DNH2-143	168
DKK4-TF(5X20)	99	DKNSPS-009	150	DN02513B	168	DNH2-143B	168
DKM10	113	DKNSPS-010	150	DN02518D	167	DNH2-153	168
DKM12	113	DKU15	117	DN04010D	167	DNH2-164	168
DKM120	106	DKU20	117	DN04012B	168	DNH2-237	168
DKM120-HU	110	DKU30	118	DN04012D	167	DNH2-237B	168
DKM120-U	110	DKU40	118	DN04018D	167	DNH2-243	168
DKM150	107	DKU60	118	DN06012D	167	DNH2-243B	168
DKM150-HU	111	DKUP15-XXPK	135	DN06014B	168	DNH2-253	168
DKM150-U	111	DKUP20-XXPK	135	DN06018D	167	DNH2-264	168
DKM185	107	DKUP30-XXPK	136	DN10012D	167	DNH2-537	168
DKM185-HU	111	DKUP40-XXPK	136	DN10014B	168	DNH2-543	168
DKM185-U	111	DKUP60-XXPK	136	DN10018D	167	DNH2-553	168
DKM240	107	DKUU20	117	DN16012D	167	DNH2-564	168
DKM240-HU	111	DKUUP20-XXPK	135	DN16014B	168	DNT01-2206B	166
DKM240-U	111	DKTD6N	101	DN16018D	167	DNT01-2210B	166
DKM25	105	DKTD6N-KP	101	DN25016D	167	DNT04-2010A	166
DKM25-HU	109	DKZ120	125	DN25018D	167	DNT04-2616A	166
DKM25-U	109	DKZ16	124	DN25022D	167	DNT11-0102	166
DKM35	105	DKZ35	124	DN35016D	167	DNT11-0107	166
DKM35-HU	109	DKZ35A	124	DN35018D	167	DNT11-0109	166
DKM35-U	109	DKZ4	124	DN35025D	167	DNT11-0111	166
DKM5	112	DKZ4E	124	DN50020D	167	DNT11-0201	166
DKM50	105	DKZ4E-YG	124	DN50025D	167	DNT11-0202	166
DKM50-HU	109	DKZ70A	124	DN70021D	167	DNT11-0205	166
DKM50-U	109	DKZ70B	125	DN95025D	167	DNT11-0208	166
DKM6	112	DN00206D	167	DN96027D	167	DNT11-0301	166
DKM70	106	DN00208D	167	DN97032D	167	DNT11-0303	166
DKM70-HU	110	DN00306D	167	DN-C01XX	167	DNT11-0304	166
DKM70-U	110	DN00308D	167	DNH1-110	168	DNT11-0307	166
DKM8	112	DN00506D	167	DNH1-132	168	DNT11-0401	166
DKM95	106	DN00508B	168	DNH1-137	168	DNT11-0402	166
DKM95-HU	110	DN00508D	167	DNH1-137B	168	DNT11-0403	166
DKM95-U	110	DN00510D	167	DNH1-143	168	DNT11-0404	166
DKMC10/12	113	DN00706D	167	DNH1-143B	168	DNT13-0102	166
DKMC5	113	DN00708B	168	DNH1-153	168	DP1.5N	3
DKMC6	113	DN00708D	167	DNH1-164	168	DP1.5N-PE	9
DKMC8	113	DN00710B	168	DNH1-184	168	DP1.5N-TN	5
DKMC-01	107	DN00710D	167	DNH1-210	168	DP1.5N-TN-PE	11
DKMC-02	107	DN00712D	167	DNH1-232	168	DP1.5N-TR	7
DKMC-03	107	DN01006D	167	DNH1-237	168	DP1.5N-TR-PE	13
DKMC-04	107	DN01008B	168	DNH1-237B	168	DP10	4
DKMDS01-XXP	107	DN01008D	167	DNH1-243	168	DP10-PE	10
DKMDS02-XXP	107	DN01010B	168	DNH1-243B	168	DP10-TN	6

Index

Part number	Page	Part number	Page	Part number	Page	Part number	Page
DP10-TN-PE	12	DP6-TFLXX(6.3X32)	42	DSD01-4XXN	152	P	
DP16	4	DPD03-M1XX	26	DSD01-6XXN	152	PM10-XXP	146
DP16-PE	10	DPD6C	25	DSD02-1.580	92	PM16H-XXP	146
DP2.5SGQK01	29	DPD6C-38	25	DSD02-2.5/6	151	PM2.5N-XXP	145
DP2.5SGQK02	30	DPD6C-83	25	DSD02-2.5/10	151	PM2.5WN-XXP	143
DP2.5SGQK03	30	DPD6-P001	26	DSD02-2.5/16	151	PM2.5WNH1-XXP	143
DP2.5SGQK04	30	DPD6-P002	26	DSD02-4/6	151	PM2.5WS-XXP	144
DP2.5SGQK05	30	DPD10-P001	27	DSD02-4/10	151	PM2.5WSA-XXP	144
DP2.5N	3	DPD10-P002	27	DSD02-4/16	151	PM4N-XXP	145
DP2.5N-3L	16	DPD16-P001	27	DSD02-6/16	151	PM6H-XXP	146
DP2.5N-3L-L3PE	20	DPES2.5	35	DSD03-1.5/2.5	151	PM6N-XXP	145
DP2.5N-3L-PE	22	DPES2.5QK01	33	DSD03-1.5/4	151	PMH	155
DP2.5N-3L-PV	18	DPES2.5QK02	34	DSD03-1.5XX	152	PMM2.5WN-XXP	143
DP2.5N-3L-SPE	20	DPES2.5QK03	34	DSD03-2.5/4	151	PMM2.5WNH1-XXP	143
DP2.5N-PE	9	DPES2.5QK04	34	DSD03-2.5/6	151	PMM2.5WS-XXP	144
DP2.5N-TN	5	DPES2.5QK05	34	DSD03-2.5/10	151	PMM2.5WSA-XXP	144
DP2.5N-TN-PE	11	DPES2.5-PE	35	DSD03-2.5/16	151	Q~R	
DP2.5N-TR	7	DPP1.5N	15	DSD03-4/6	151	S	
DP2.5N-TR-PE	13	DPP1.5N-L2PE	19	DSD03-4/10	151	SS2N	148
DP2.5PG-XXP	35	DPP1.5N-PE	21	DSD03-4/16	151	SS3	148
DP2.5SG	31	DPP1.5N-PV	17	DSD03-6/16	151	SS4N	148
DP2.5SGC	31	DPP2.5N	16	DSD03-M1XXX	26	SS5N	148
DP2.5SGC-PE	31	DPP2.5N-D01	23	DSH1	125	SS6N	148
DP2.5SGR	32	DPP2.5N-D02	24	DSH2	125	SS7N	148
DP2.5SGRC-PE	32	DPP2.5N-D03	24	DSHG	125	SS9A	148
DP2.5SGRT	32	DPP2.5N-D04	24	DSS10N-XXP	152	SS9B	148
DP2.5SGT	31	DPP2.5N-L2PE	19	DSS2.5N-XXP	152	SS9C	148
DP2.5-CP	37	DPP2.5N-PE	21	DSS2.5N-6688-XXP	153	SS11	148
DP2.5-TG	37	DPP2.5N-PV	17	DSS4N-XXP	152	SS13	148
DP2.5-TP	37	DPP2.5-CP	39	DSS6N-XXP	152	T	
DP4N	3	DPP2.5-TG	39	DSS16N-02PN	153	TM-A001	154
DP4N-PE	9	DPP2.5-TP	39	DSS35N-02PN	153	TM-A002	154
DP4N-TFU	43	DPP4N	16	DS-204	154	TM-A003	154
DP4N-TFULXX	43	DPP4N-L2PE	19	E		TM-A004	154
DP4N-TFU(5X20)	44	DPP4N-PE	21	ECSH116M-XXPQK01	130	TM-B001	154
DP4N-TFULXX(5X20)	44	DPP4N-PV	17	ECSH381VM-XXQK01	130	TM-B001-YW	154
DP4N-TN	5	DPTD6N	45	F		TM-B002	154
DP4N-TN-PE	11	DPTD6N-D05	46	FUK1A-01	155	TM-B002-YW	154
DP4N-TR	7	DPTD6N-D06	46	FUK2A-01	155	TM-B003	154
DP4N-TR-PE	13	DPTL6N	45	FUK6.3A-01	155	TM-B003-YW	154
DP4-3L-SPE	20	DP-FU(5X20)	44	FUK1A-02	155	TM-B004	154
DP4-CP	38	DP-PR	35	FUK2A-02	155	TM-B004-YW	154
DP4-TF(5X20)	41	DP-PZ-02P	35	FUK6.3A-02	155	TM-B004-SV	154
DP4-TFH(5X20)	42	DP-PZ-04P	35	G~L		TM-B005	154
DP4-TFHLXX(5X20)	42	DS16-XXP	152	M		TM-B005-YW	154
DP4-TFLXX(5X20)	41	DS2.5-XXP	152	MKG-001	149	TM-B005-SV	163
DP4-TG	38	DS35-XXP	152	MKG-002	149	TM-C001	163
DP4-TP	38	DS6B01-XX	101	MKG-003	149	TM-C001-YW	163
DP6N	4	DS6B02-XX	101	MKG-004	149	TM-C002	163
DP6N-PE	10	DS6S4	101	MKH-001	149	TM-C003	163
DP6N-TN	6	DSD01-1.5XXN	152	MKH-002	149	TM-C004	163
DP6N-TN-PE	12	DSD01-10XXN	152	MKL	149	TM-C004-YW	163
DP6N-TR	8	DSD01-16XXN	152	MKL-001	149	TM-C005	163
DP6N-TR-PE	14	DSD01-2.5XXN	152	MKW	149	TM-C006	163
DP6-TF(6.3X32)	41	DSD01-3502N	152	N~O		TM-C007	163

Index

Part number	Page	Part number	Page	Part number	Page	Part number	Page
TM-C008	163						
TM41W	159						
TM42W	159						
TM43W	159						
TM44W	159						
TM45W	159						
TM46W	159						
TM47W	159						
TM48W	159						
TM49W	159						
TM50W	159						
TMP-002	158						
TMP-004	161						
TMPC-05	158						
TMPD-01	161						
TMPD-02	161						
TMPF-04	158						
TMPT-11-300	158						
TMPT-12	158/161						
TMPT-16	161						
TMPT-17	161						
TM-R100	162						
TM-R110	162						
TM-R200	162						
TM-R201	162						
TSC-S01	156						
TSC-S02	156						
TS-15-1000	156						
TS-35C	155						
TS-35/15-1000	156						
TS-35-1000	156						